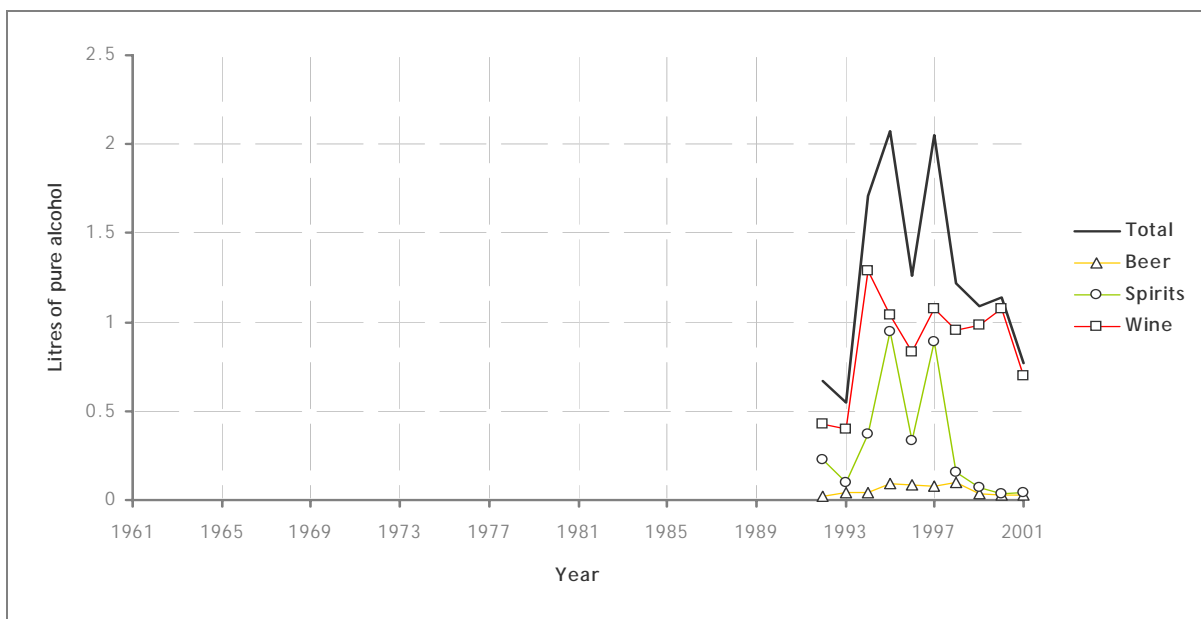


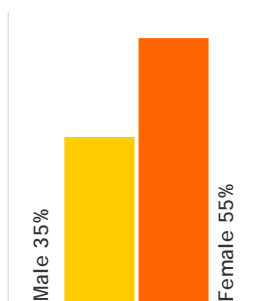
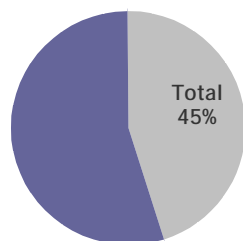
TURKMENISTAN

Recorded adult per capita consumption (age 15+)



Sources: FAO (Food and Agriculture Organization of the United Nations), World Drink Trends 2003

Last year abstainers



Estimates from key alcohol experts showing proportion of adult males and females who had been abstaining (last year before the survey). Data is for after year 1995.¹

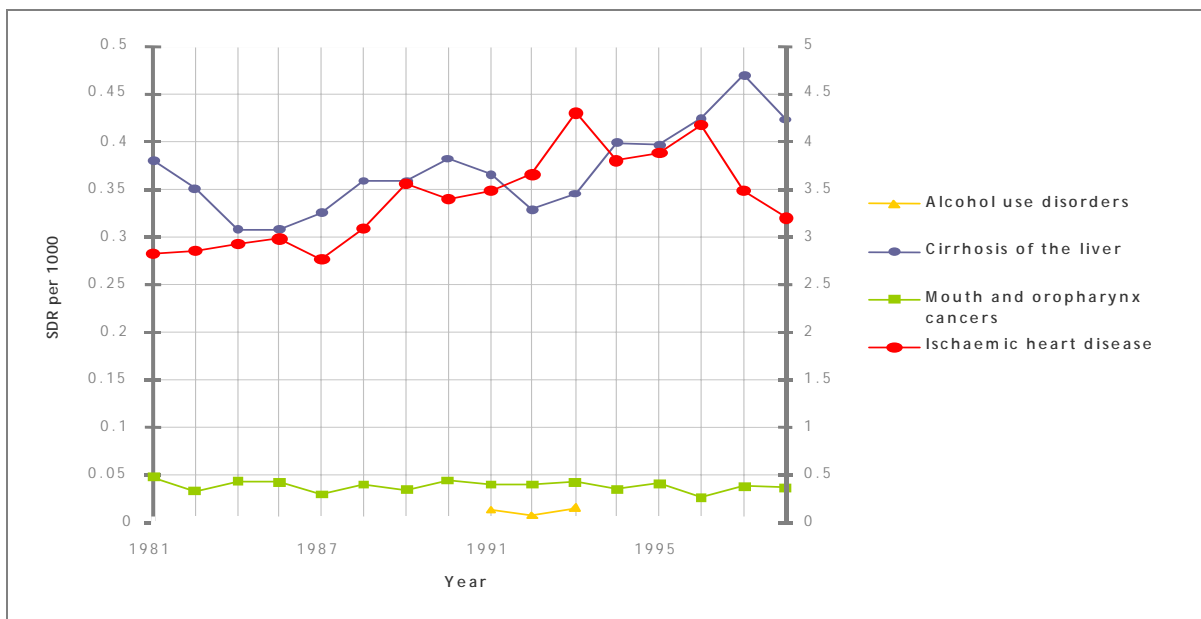
Unrecorded alcohol consumption

The unrecorded alcohol consumption in Turkmenistan is estimated to be 1.0 litre pure alcohol per capita for population older than 15 for the years after 1995 (estimated by a group of key alcohol experts).¹

Mortality rates from selected death causes where alcohol is one of the underlying risk factors

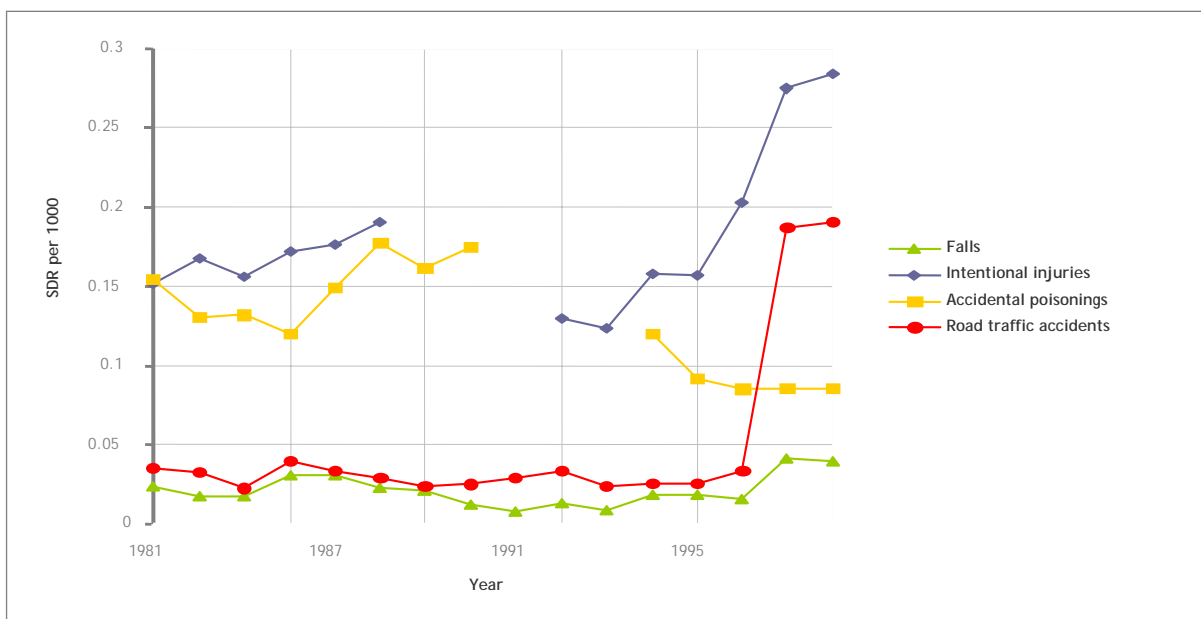
The data represent all the deaths occurring in a country irrespective of whether alcohol was a direct or indirect contributor.

Chronic mortality



Note: Chronic mortality time-series measured on two axes, ischaemic heart disease on right axis and the other causes on the left.

Acute mortality



Source: WHO Mortality Database

Note: Caution should be exercised when interpreting the results as death registration level is incomplete.

Morbidity, health and social problems from alcohol use

The rate of alcoholic psychosis incidence per 100 000 population was 0.48 in 1996 and 0.93 in 1997.²

The SDR per 100 000 population for chronic liver disease and cirrhosis was 49.68 in 1997 and 44.80 in 1998.²

The number of alcohol-related road traffic accidents per 100 000 population was 1.85 in 1998 and 1.82 in 1999.²

Country background information

Total population 2003	4 867 000	Life expectancy at birth (2002)	Male	58.8
Adult (15+)	3 212 220		Female	66.9
% under 15	34	Probability of dying under age 5 per 1000 (2002)	Male	63
Population distribution 2001 (%)			Female	47
Urban	45	Gross National Income per capita 2002	US\$	1200
Rural	55	In Turkmenistan, approximately 89% of the population are Muslim.		

Sources: Population and Statistics Division of the United Nations Secretariat, World Bank World Development Indicators database, The World Factbook 2003, The World Health Report 2004

References

1. Alcohol per capita consumption, patterns of drinking and abstention worldwide after 1995. Appendix 2. *European Addiction Research*, 2001, 7(3):155–157.
2. European health for all database. World Health Organization, Regional Office for Europe (<http://hfadb.who.dk/hfa>, accessed 26 February 2004).