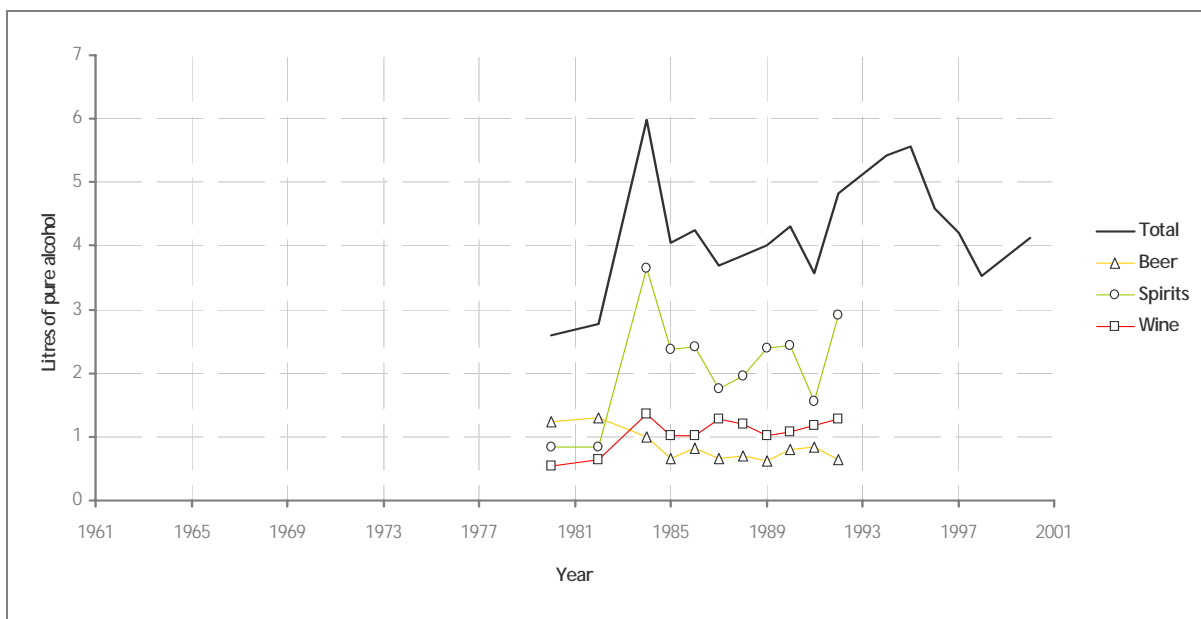


THE FORMER YUGOSLAV REPUBLIC OF MACEDONIA

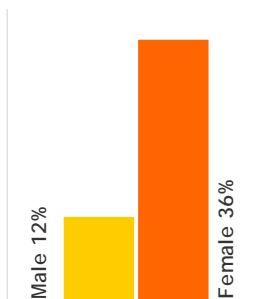
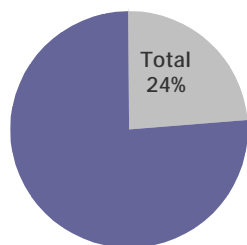
Recorded adult per capita consumption (age 15+)



Note: No beverage specific data available after 1992, only total alcohol consumption.

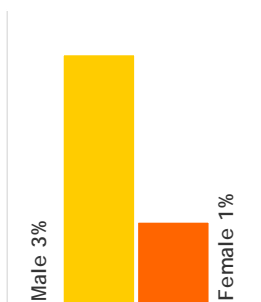
Sources: FAO (Food and Agriculture Organization of the United Nations), World Drink Trends 2003

Last year abstainers



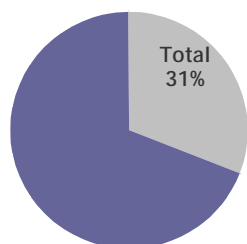
Estimates from key alcohol experts showing proportion of adult males and females who had been abstaining (last year before the survey). Data is for after year 1995.¹

Frequent drinkers (focal point data)



WHO focal point data. Frequent drinking was defined as drinking on five or more days each week.²

Youth drinking (lifetime abstainers)

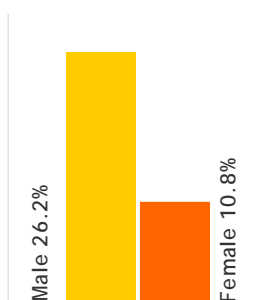
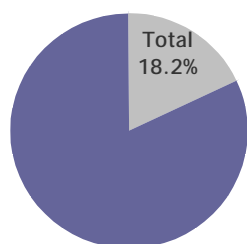


A survey was conducted among 16-year-old students from different ethnic groups in schools around the country. The breakdown by ethnic group was Macedonians 20%, Albanians 77% and Turks 76%.³

The same survey also found that the rate of last year abstainers was 30% among Macedonians, 83% among Albanians and 76% among Turks. The rate of last month abstainers was 54% among Macedonians, 88% among Albanians and 85% among Turks. 33% of the total students responded that they have been drunk at least once in their life (51% among Macedonians, 11% among Albanians and 14% among Turks) and 20% indicated that they have been drunk at least once in the last month.³

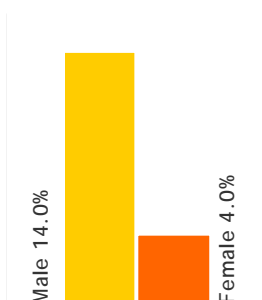
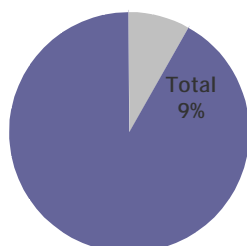
According to the 1999 ESPAD survey (total sample size $n = 5199$, males $n = 2586$ and females $n = 2613$; age group 15 to 16 years), the rate of alcohol consumers was 9% (total), 14% (males) and 5% (females). Alcohol consumer was defined as lifetime use of 40 times or more.⁴

Youth drinking (drink at least weekly)



HBSC survey 2001/2002. Data shows proportion of 15-year-olds who report drinking beer, wine or spirits at least weekly. Total sample size $n = 1412$.⁵

Youth drinking (binge drinkers)



Data from the 1999 ESPAD survey. Total sample size $n = 5199$, males $n = 2586$ and females $n = 2613$; age group 15 to 16 years. Binge drinking was defined as consuming five or more drinks in a row three times or more in the last 30 days.⁴

Youth drinking (drunkenness)

According to the 2001/2002 HBSC survey (total sample size $n = 1412$), the proportion of 15-year-olds who reported ever having been drunk two or more times was 16.9% for boys and 5.9% for girls.⁵

In the 1999 ESPAD study of subjects 15 to 16 years old (total sample size $n = 5199$; males $n = 2586$ and females $n = 2613$) the proportion of subjects who reported being drunk three times or more in the last 30 days was 5% (total), 9% (males) and 2% (females).⁴

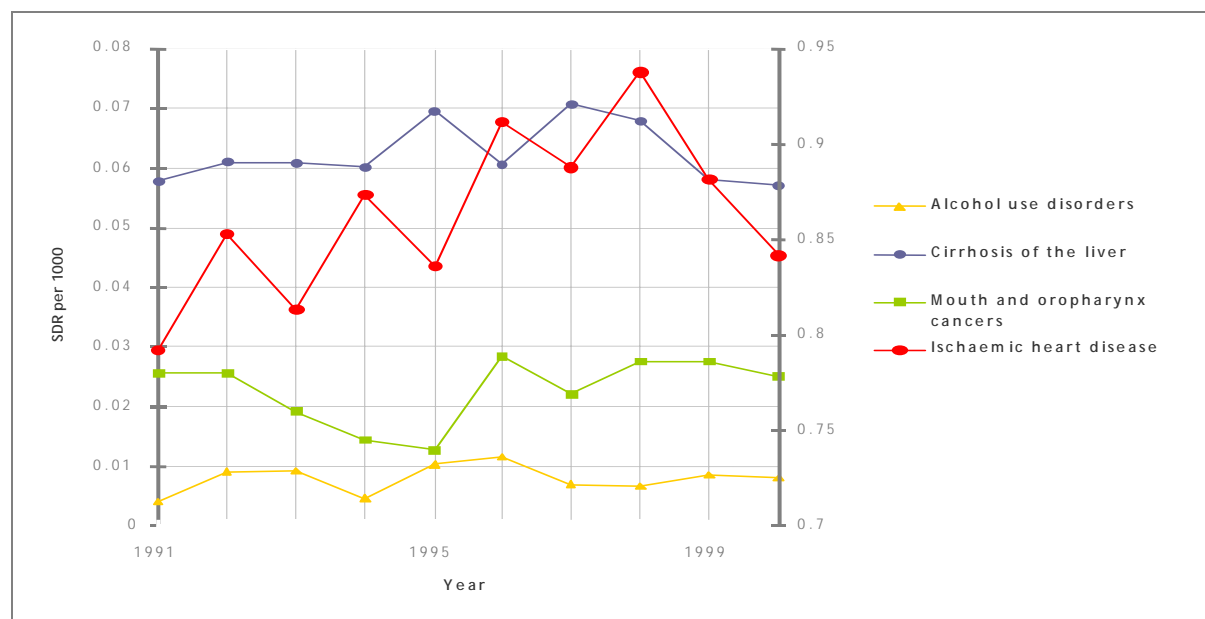
Unrecorded alcohol consumption

The unrecorded alcohol consumption in The Former Yugoslav Republic of Macedonia is estimated to be 2.9 litres pure alcohol per capita for population older than 15 for the years after 1995 (estimated by a group of key alcohol experts).¹

Mortality rates from selected death causes where alcohol is one of the underlying risk factors

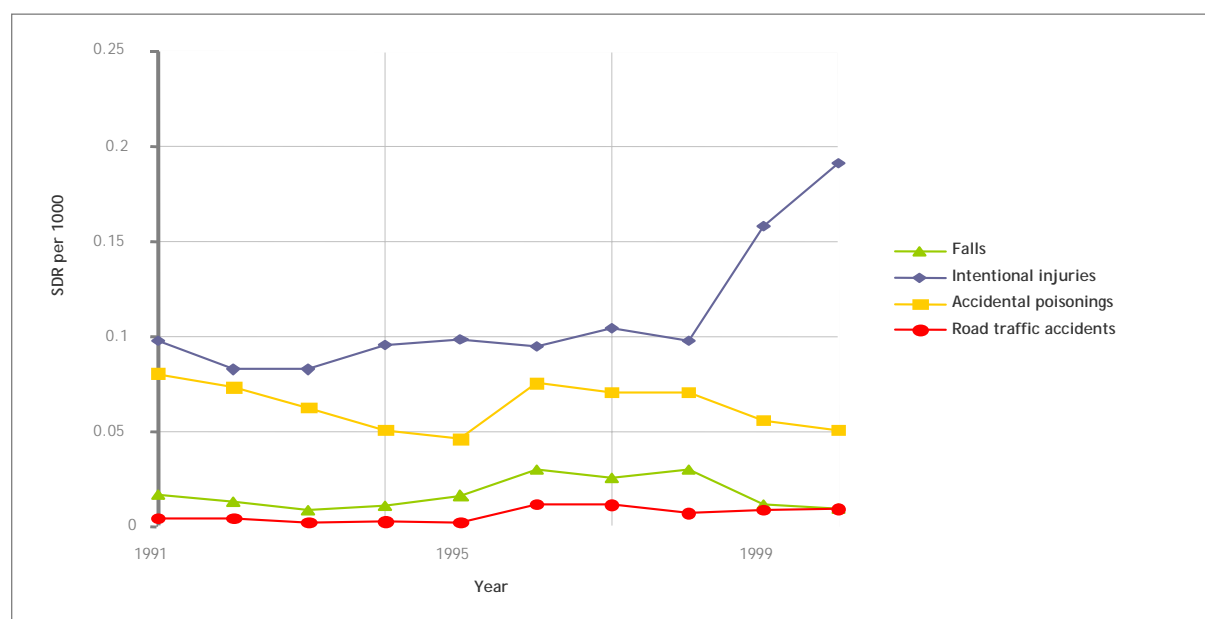
The data represent all the deaths occurring in a country irrespective of whether alcohol was a direct or indirect contributor.

Chronic mortality



Note: Chronic mortality time-series measured on two axes, ischaemic heart disease on right axis and the other causes on the left.

Acute mortality



Source: WHO Mortality Database

Morbidity, health and social problems from alcohol use

The SDR per 100 000 population for chronic liver disease and cirrhosis was 7.38 in 1999 and 7.19 in 2000.⁶

The number of alcohol-related road traffic accidents per 100 000 population was 4.98 in 2000 and 4.08 in 2001.⁶

Country background information

Total population 2003	2 056 000	Life expectancy at birth (2002)	Male	69.0
Adult (15+)	1 603 680		Female	75.1
% under 15	22	Probability of dying under age 5 per 1000 (2002)	Male	17
Population distribution 2001 (%)			Female	15
Urban	59	Gross National Income per capita 2002	US\$	1700
Rural	41			

Sources: Population and Statistics Division of the United Nations Secretariat, World Bank World Development Indicators database, The World Health Report 2004

References

1. Alcohol per capita consumption, patterns of drinking and abstention worldwide after 1995. Appendix 2. *European Addiction Research*, 2001, 7(3):155–157.
2. WHO focal point data. Response to WHO survey on burden of disease attributable to alcohol: unrecorded alcohol consumption and drinking patterns. Geneva, World Health Organization, 2001.
3. Onceva S, Donev D, Gligorov I. Tobacco smoking, alcohol and drug consumption among youngsters in the Republic of Macedonia. *Medicinski Arhiv*, 2001, 55(1):27–28.
4. Hibell B et al. *The 1999 ESPAD Report. The European School Survey on Alcohol and Other Drugs: Alcohol and Other Drug Use Among Students in 30 European Countries*. Stockholm, Council of Europe, 2000.
5. Currie C et al., eds. *Young people's health in context. Health Behaviour in School-aged Children (HBSC) study: international report from the 2001/2002 survey*. Copenhagen, WHO Health Policy for Children and Adolescents (HEPCA), 2004.
6. European health for all database. World Health Organization, Regional Office for Europe (<http://hfadb.who.dk/hfa>, accessed 26 February 2004).