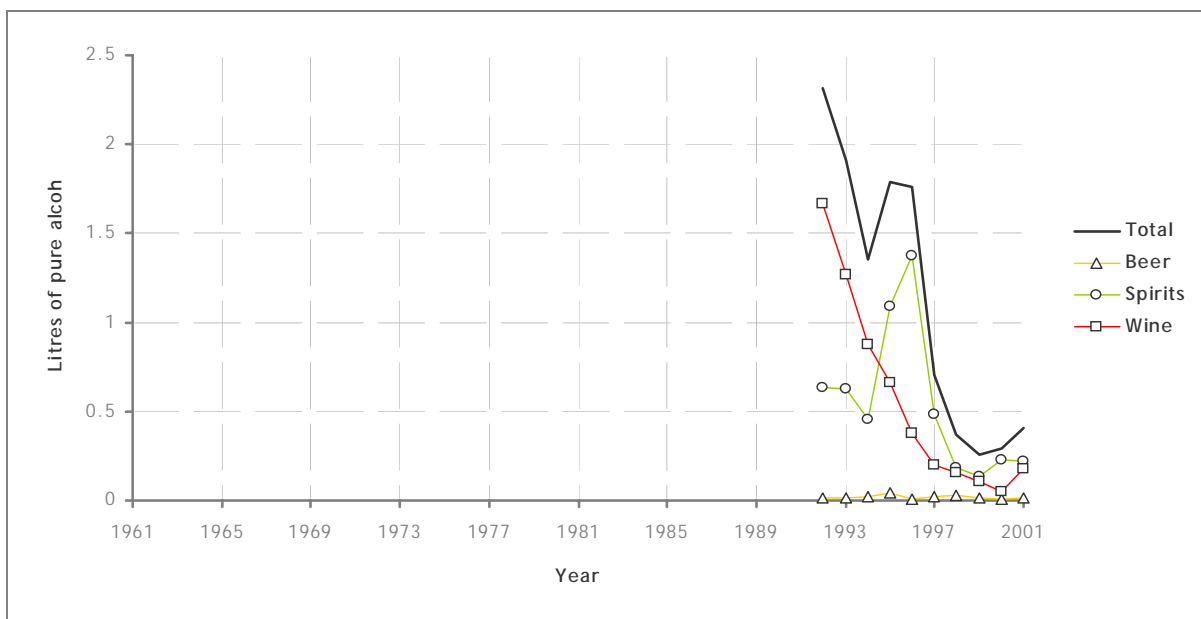


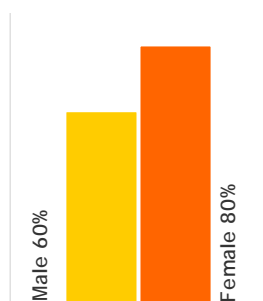
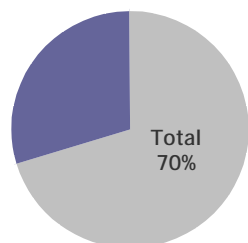
TAJIKISTAN

Recorded adult per capita consumption (age 15+)



Sources: FAO (Food and Agriculture Organization of the United Nations), World Drink Trends 2003

Last year abstainers



Estimates from key alcohol experts showing proportion of adult males and females who had abstained (last year before the survey). Data is for after year 1995.¹

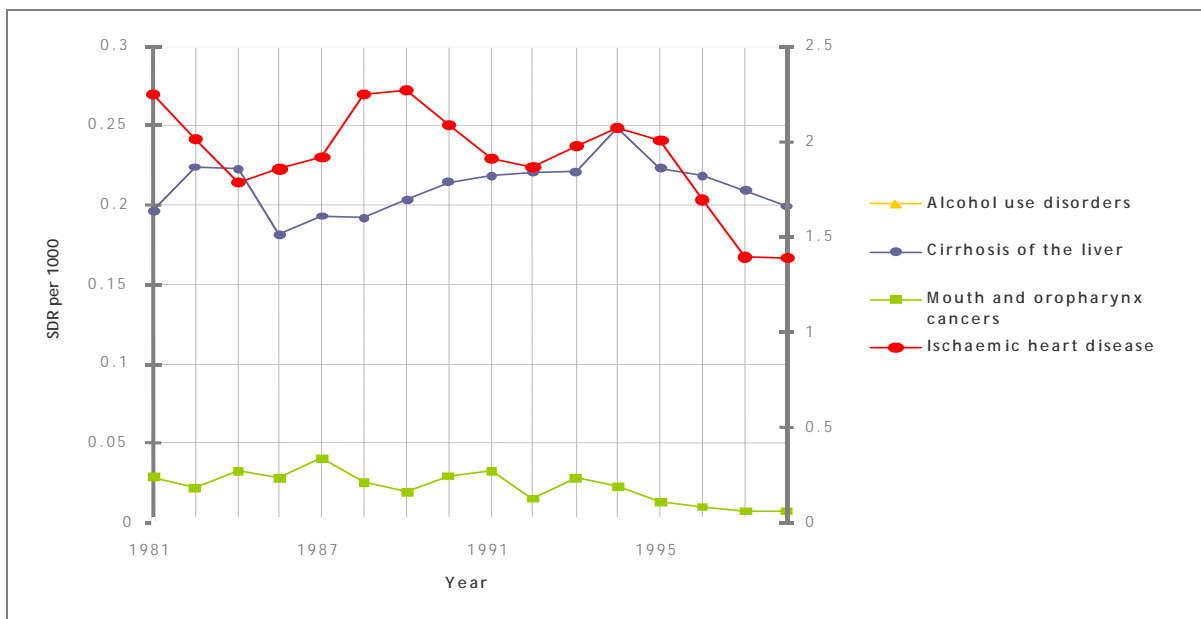
Unrecorded alcohol consumption

The unrecorded alcohol consumption in Tajikistan is estimated to be 4.0 litres pure alcohol per capita for population older than 15 for the years after 1995 (estimated by a group of key alcohol experts).¹

Mortality rates from selected death causes where alcohol is one of the underlying risk factors

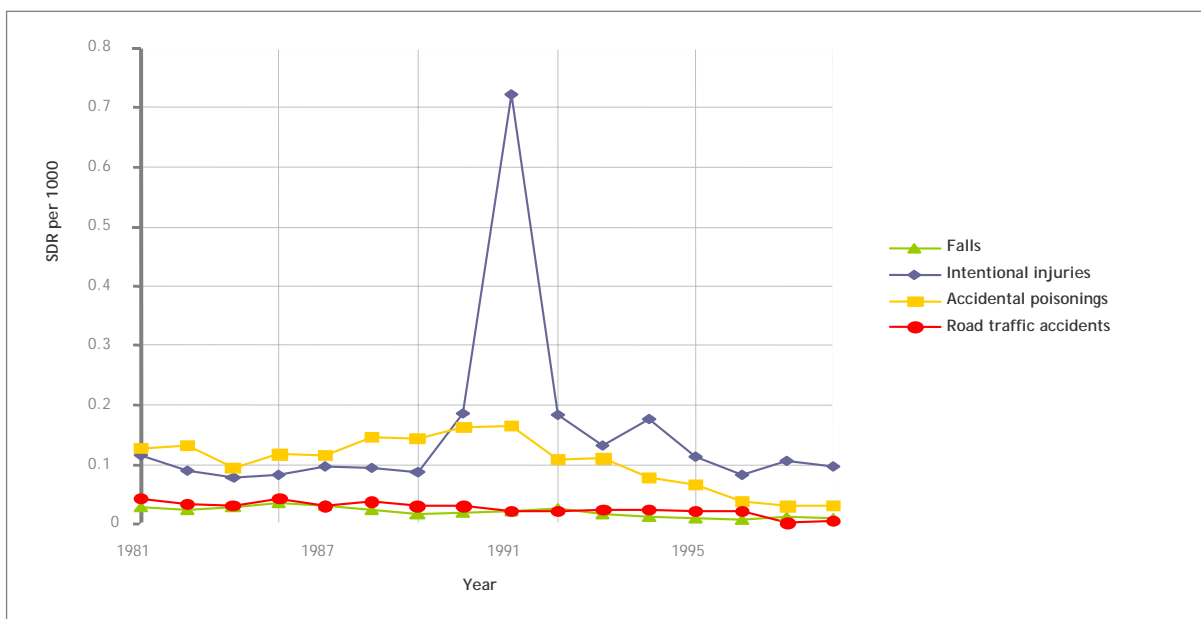
The data represent all the deaths occurring in a country irrespective of whether alcohol was a direct or indirect contributor.

Chronic mortality



Note: Chronic mortality time-series measured on two axes, ischaemic heart disease on right axis and the other causes on the left.

Acute mortality



Source: WHO Mortality Database

Morbidity, health and social problems from alcohol use

The rate of alcoholic psychosis incidence per 100 000 population was 0.29 in 2001 and 0.23 in 2002.²

The SDR per 100 000 population for chronic liver disease and cirrhosis was 29.61 in 2000 and 32.29 in 2001.²

The number of alcohol-related road traffic accidents per 100 000 population was 0.39 in 2000 and 0.32 in 2001.²

Country background information

Total population 2003	6 245 000	Life expectancy at birth (2002)	Male	61.0
Adult (15+)	3 996 800		Female	66.5
% under 15	36	Infant mortality rate (2002)	Male	68
Population distribution 2001 (%)			Female	57
Urban	28	Gross National Income per capita 2002	US\$	180
Rural	72	In Tajikistan, approximately 85% of the population are Muslim.		

Sources: Population and Statistics Division of the United Nations Secretariat, World Bank World Development Indicators database, The World Factbook 2003, The World Health Report 2004

References

1. Alcohol per capita consumption, patterns of drinking and abstention worldwide after 1995. Appendix 2. *European Addiction Research*, 2001, 7(3):155–157.
2. European health for all database. World Health Organization, Regional Office for Europe (<http://hfadb.who.dk/hfa>, accessed 26 February 2004).