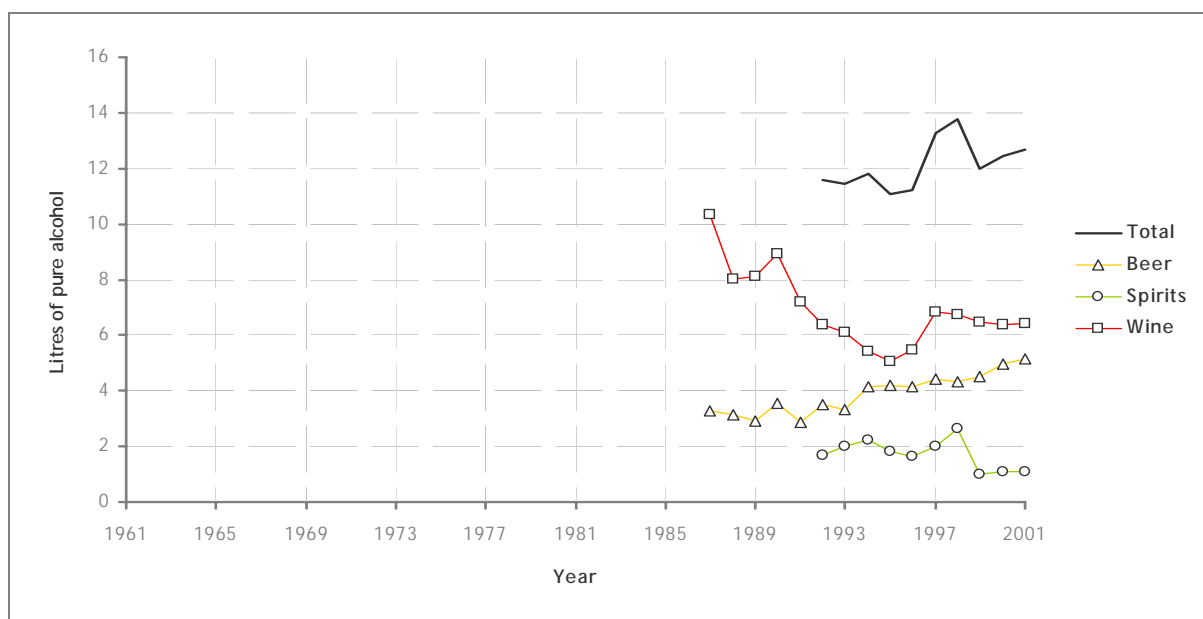


CROATIA

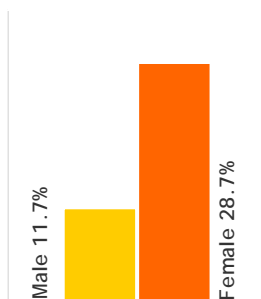
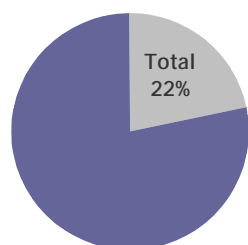
Recorded adult per capita consumption (age 15+)



Note: Data on spirits not available from 1987 to 1991, therefore total alcohol consumption has not been calculated for that time period.

Sources: FAO (Food and Agriculture Organization of the United Nations), World Drink Trends 2003

Lifetime abstainers

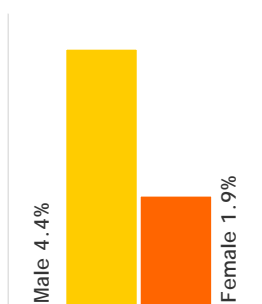
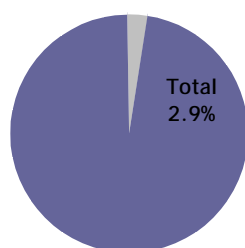


Data from the 2003 World Health Survey. Total sample size $n = 987$; males $n = 398$ and females $n = 589$. Sample population aged 18 years and above.¹

Estimates from key alcohol experts show that the proportion of adult males and females who had been abstaining (last year before the survey) was 12% (males) and 36% (females). Data is for after year 1995.²

In a national study conducted between 1995–1997 (total sample size $n = 5480$; aged 18–65 years old), it was found that 5% of the total sample drank beer daily and 12% of the total sample drank wine daily. The study also noted regional differences in alcohol consumption patterns. For example, the most significant geographic difference was found in wine consumption: 46% of the population from Split region drink wine more than four times a week versus 12.9%, 6.8% and 3.2% in Rijeka, Zagreb and Osijek regions, respectively.³

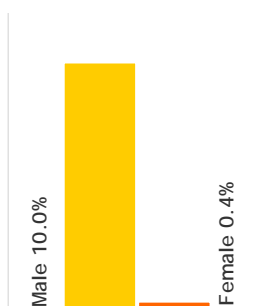
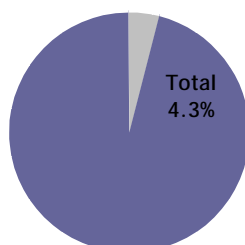
Heavy and hazardous drinkers



Data from the 2003 World Health Survey. Total sample size $n = 987$; males $n = 398$ and females $n = 589$. Sample population aged 18 years and above. Definition used: average consumption of 40 g or more of pure alcohol a day for men and 20 g or more of pure alcohol a day for women.¹

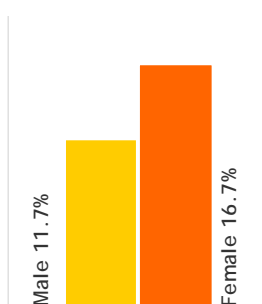
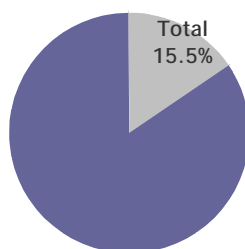
According to the 2003 World Health Survey (total sample size $n = 736$; males $n = 347$ and females $n = 389$), the mean value (in grams) of pure alcohol consumed per day among drinkers was 6.5 (total), 10.9 (males) and 2.6 (females).¹

Heavy episodic drinkers



Data from the 2003 World Health Survey. Total sample size $n = 987$; males $n = 398$ and females $n = 589$. Sample population aged 18 years and above. Definition used: at least once a week consumption of five or more standard drinks in one sitting.¹

Youth drinking (lifetime abstainers)



Data from the 2003 World Health Survey. Total sample size $n = 57$; males $n = 27$ and females $n = 30$. Sample population aged 18 to 24 years old.¹

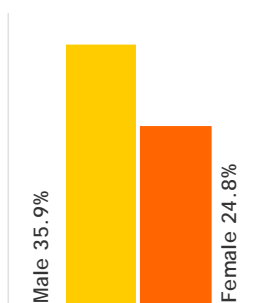
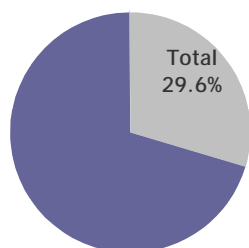
According to the 1999 ESPAD survey (total sample size $n = 3602$, males $n = 1961$ and females $n = 1641$; age group 15 to 16 years), the rate of alcohol consumers was 18% (total), 24% (males) and 10% (females). Alcohol consumer was defined as lifetime use of 40 times or more.⁴

In a 1998 study of a representative sample of Croatian high school students (total sample size $n = 2823$), it was found that 62.2% of students had consumed alcohol in the month preceding the survey and 47.1% had successively five or more drinks in a day.⁵ The same survey also found that 82.2% of students had consumed alcohol in the last 12 months before the survey and that 88.3% were lifetime users.⁶

A study of school students (208 pupils in primary school and 232 pupils in secondary school) found that 5.83% of the primary school students and 28.81% of secondary school students consumed alcohol. Among students in the last two years of secondary school, 41.4% reportedly consume alcohol.⁷

In a 2000 study of 775 Zagreb University medical students (136 were non-medical students), it was found that about half of the medical students reported regular alcohol consumption on a monthly (37%), weekly (9.5%), or daily (3.4%) basis. Furthermore, 15% reported regular monthly, and 2.8% regular weekly intoxications.⁸

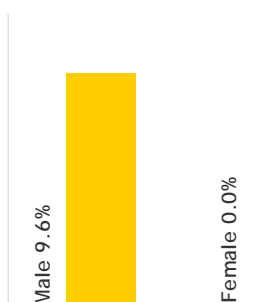
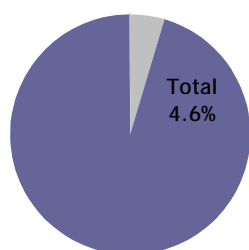
Youth drinking (drink at least weekly)



HBSC survey 2001/2002. Data shows proportion of 15-year-olds who report drinking beer, wine or spirits at least weekly. Total sample size $n = 1446$.⁹

In a 2001 survey of 2404 elementary and high school students (1150 boys and 1254 girls; age range 13–23 years) in Zagreb, Croatia, the rate of lifetime prevalence of alcohol use was found to be 89.7%. Most of the students (59%) consumed alcohol occasionally ('once' or 'several times' a month) and only 3% consumed alcohol daily.¹⁰

Youth drinking (heavy episodic drinkers)



Data from the 2003 World Health Survey. Total sample size $n = 57$; males $n = 27$ and females $n = 30$. Sample population aged 18 to 24 years old. Definition used: at least once a week consumption of five or more standard drinks in one sitting.¹

Note: These are preliminary, early-release, unpublished data from WHO's World Health Survey made available exclusively for this report. Some estimates may change in the final analyses of these data.

According to the 1999 ESPAD survey (total sample size $n = 3602$, males $n = 1961$ and females $n = 1641$; age group 15 to 16 years), the rate of binge drinking was 12% (total), 15% (males) and 7% (females). Binge drinking was defined as consuming five or more drinks in a row three times or more in the last 30 days.⁴

Youth drinking (drunkenness)

According to the 2001/2002 HBSC survey (total sample size $n = 1446$), the proportion of 15-year-olds who reported ever having been drunk two or more times was 38% for boys and 21.4% for girls.⁹

In the 1999 ESPAD study of subjects 15 to 16 years old (total sample size $n = 3602$; males $n = 1961$ and females $n = 1641$) the proportion of subjects who reported being drunk three times or more in the last 30 days was 7% (total), 9% (males) and 3% (females).⁴

Alcohol abuse

In a study comparing alcohol use among adolescents in urban and rural areas (research covered 600 adolescents of equal gender and age distribution), it was found that alcohol use was more common in urban areas (62.4%) than rural areas (37.6%).¹¹

A study of 368 (157 men and 211 women) displaced persons found the rate of current alcohol dependence (according to CAGE) to be 60.5% among men and 8.1% among women. Alcohol dependence comorbid to post-traumatic stress disorder (PTSD) was more often found in men than in women; 69.6% of men with PTSD had alcohol dependence, whereas only 11.7% of women with PTSD had alcohol dependence.¹²

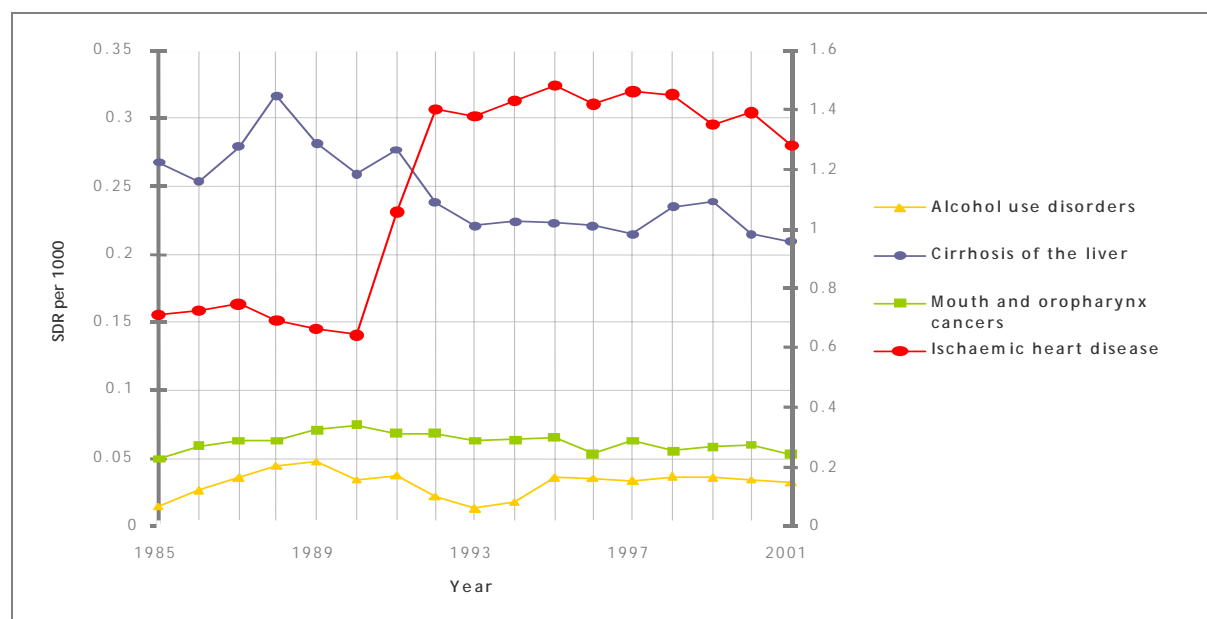
Unrecorded alcohol consumption

The unrecorded alcohol consumption in Croatia is estimated to be 4.5 litres pure alcohol per capita for population older than 15 for the years after 1995 (estimated by a group of key alcohol experts).¹

Mortality rates from selected death causes where alcohol is one of the underlying risk factors

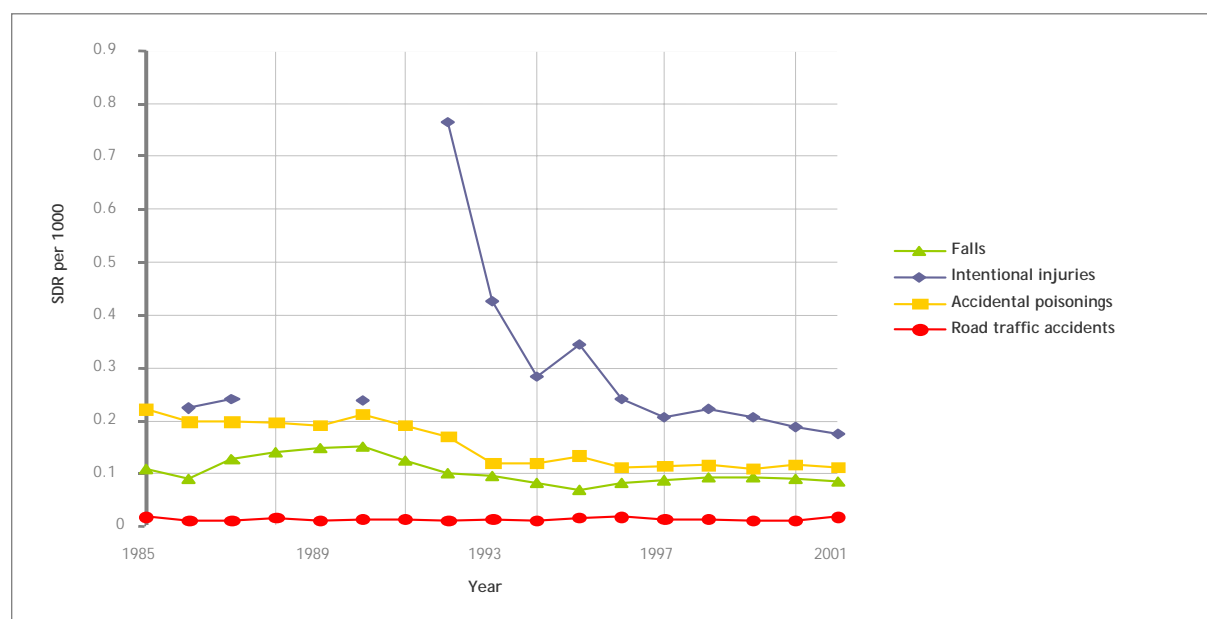
The data represent all the deaths occurring in a country irrespective of whether alcohol was a direct or indirect contributor.

Chronic mortality



Note: Chronic mortality time-series measured on two axes, ischaemic heart disease on right axis and the other causes on the left.

Acute mortality



Source: WHO Mortality Database

Morbidity, health and social problems from alcohol use

Alcohol abuse in Croatia has become one of the most serious problems that inflict the greatest harm to youth. According to the USAID-funded 2002 Youth Risk Behaviour Survey of 1000 students aged between 12 and 17 years in Split, 82% of the youth between the ages of 8 and 16 have had their first drink of alcohol, and 21% had their first drink before they were 10 years old.¹³

Alcohol is the reason for 18% of all traffic accidents. Children often get killed as a result of the alcoholism of adults.¹⁴

A study conducted in 2000 established that the average portion of intoxicated drivers on Croatian roads is 4.4%, and that the average concentration of alcohol in such drivers is 1.13 per thousand, which is higher than the "critical level" of intoxication – 1.1 per thousand. The portion of intoxicated drivers exceeding the critical concentration is 43.2%.¹⁵

In a study of 170 cases of acute poisoning in 60 men and 110 women admitted to an emergency room from January through November 1999, it was found that alcohol intoxication, alone or combined with the intake of psychoactive drugs (28 cases, 16%) predominated in men.¹⁶

A study found that alcohol addiction is a severe factor in increasing aggression levels in soldiers with post-traumatic stress disorder (PTSD).¹⁷

The rate of alcoholic psychosis incidence per 100 000 population was 18.32 in 2001 and 23.41 in 2002.¹⁸

The SDR per 100 000 population for chronic liver disease and cirrhosis was 27.08 in 2001 and 26.07 in 2002.¹⁸

The number of alcohol-related road traffic accidents per 100 000 population was 75.68 in 2000 and 72.88 in 2001.¹⁸

Country background information

Total population 2003	4 428 000	Life expectancy at birth (2002)	Male	71.0
Adult (15+)	3 675 240		Female	78.6
% under 15	17	Probability of dying under age 5 per 1000 (2002)	Male	8
Population distribution 2001 (%)			Female	7
Urban	58	Gross National Income per capita 2002	US\$	4640
Rural	42			

Sources: Population and Statistics Division of the United Nations Secretariat, World Bank World Development Indicators database, The World Health Report 2004

References

1. Ustun TB et al. The World Health Surveys. In: Murray CJL, Evans DB, eds. *Health Systems Performance Assessment: Debates, Methods and Empiricism*. Geneva, World Health Organization, 2003.
2. Alcohol per capita consumption, patterns of drinking and abstention worldwide after 1995. Appendix 2. *European Addiction Research*, 2001, 7(3):155–157.
3. Turek S et al. A large cross-sectional study of health attitudes, knowledge, behaviour and risks in the post-war Croatian population (The First Croatian Health Project). *Collegium Anthropologicum*, 2001, 25(1):77–96.
4. Hibell B et al. *The 1999 ESPAD Report. The European School Survey on Alcohol and Other Drugs: Alcohol and Other Drug Use Among Students in 30 European Countries*. Stockholm, Council of Europe, 2000.
5. Sakoman S, Raboteg-Šaric Z, Kuzman M. The incidence of substance abuse among Croatian high school students. *Društvena istraživanja*, 2002, 11(2–3):311–334.
6. Sakoman S. Substance abuse in the Republic of Croatia and National Program for Drug Control. *Croatian Medical Journal*, 2000, 41(3):270–286.
7. Durmisevic S et al. The prevalence of smoking, alcohol consumption and drug abuse in school children and adolescents. *Medicinski Arhiv*, 1999, 53(2):105–107.
8. Trkulja V et al. Use of psychoactive substances among Zagreb University medical students: follow up study. *Croatian Medical Journal*, 2003, 44(1):50–58.

9. Currie C et al., eds. *Young people's health in context*. Health Behaviour in School-aged Children (HBSC) study: international report from the 2001/2002 survey. Copenhagen, WHO Health Policy for Children and Adolescents (HEPCA), 2004.
10. Ljubotina D, Galić J, Jukić V. Prevalence and risk factors of substance use among urban adolescents: questionnaire study. *Croatian Medical Journal*, 2004, 45(1):88–98.
11. Licanin I et al. Abuse of psychoactive substances by adolescents in rural and urban environments. *Medicinski Arhiv*, 2002, 56(5–6):285–288.
12. Kozarić-Kovačić D, Ljubin T, Grappe M. Comorbidity of posttraumatic stress disorder and alcohol dependence in displaced persons. *Croatian Medical Journal*, 2000, 41(2):173–178.
13. *Mitigation of adverse social conditions and trends: Health community program*. United States Agency for International Development (USAID) (http://www.usembassy.hr/usaids/social_4.htm, accessed 24 February 2004).
14. Hasanicevic E. Alcohol as a cause of suffering in traffic accidents. *Medicinski Arhiv*, 1998, 52(3):141–142.
15. Gledec M. *Presence of alcohol in Croatian road traffic* (http://www.vv.se/traf_sak/t2000/314.pdf, accessed 4 March 2004).
16. Prkacin I et al. Cases of acute poisoning admitted to Clinical Hospital Merkur in Zagreb in 1999. *Arhiv za Higijenu Rada I Toksikologiju*, 2001, 52(3):315–321.
17. Zoricic Z et al. Comorbid alcohol addiction increases aggression level in soldiers with combat-related post-traumatic stress disorder. *Nordic Journal of Psychiatry*, 2003, 57(3):199–202.
18. European health for all database. World Health Organization, Regional Office for Europe (<http://hfadb.who.dk/hfa>, accessed 26 February 2004).