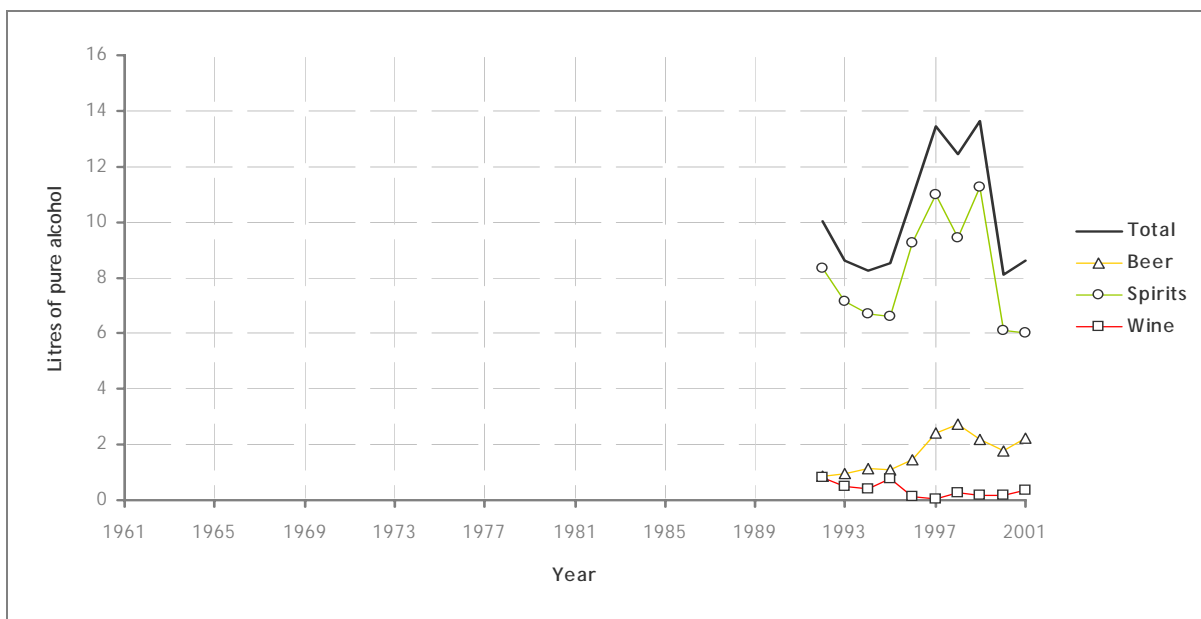


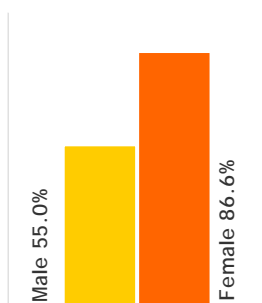
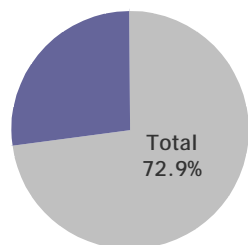
BOSNIA AND HERZEGOVINA

Recorded adult per capita consumption (age 15+)



Sources: FAO (Food and Agriculture Organization of the United Nations), World Drink Trends 2003

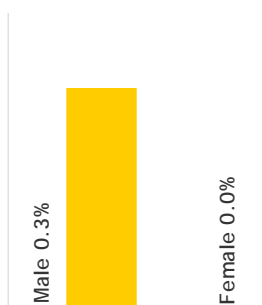
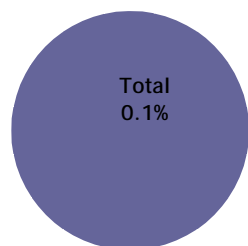
Lifetime abstainers



Data from the 2003 World Health Survey. Total sample size $n = 1026$; males $n = 432$ and females $n = 594$. Sample population aged 18 years and above.¹

Estimates from key alcohol experts show that the proportion of adult males and females who had been abstaining (last year before the survey) was 12% (males) and 36% (females). Data is for after year 1995.²

Heavy and hazardous drinkers

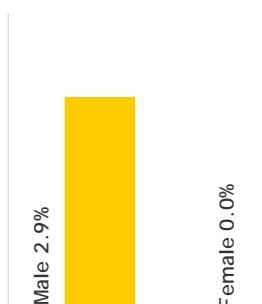
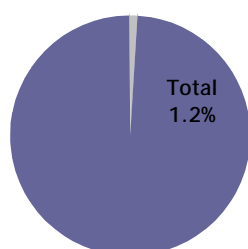


Data from the 2003 World Health Survey. Total sample size $n = 1026$; males $n = 432$ and females $n = 594$. Sample population aged 18 years and above. Definition used: average consumption of 40 g or more of pure alcohol a day for men and 20 g or more of pure alcohol a day for women.¹

According to the 2003 World Health Survey (total sample size $n = 270$; males $n = 195$ and females $n = 75$), the mean value (in grams) of pure alcohol consumed per day among drinkers was 4.8 (total), 6.3 (males) and 1.3 (females).¹

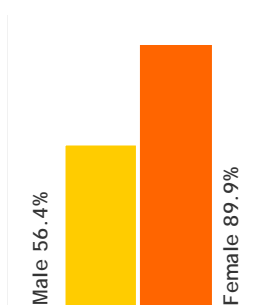
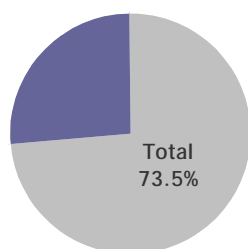
A 1990–1991 survey of non-manual workers in Sarajevo (males $n = 1120$ and females $n = 740$; age group 20 to 65 years old) found the rate of heavy drinking to be 18.1% among males and 8.2% among females. Heavy drinking was defined as consuming more than 200 ml of alcohol per day.³

Heavy episodic drinkers



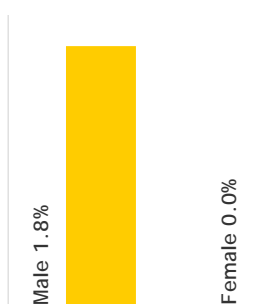
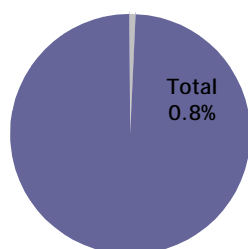
Data from the 2003 World Health Survey. Total sample size $n = 1026$; males $n = 432$ and females $n = 594$. Sample population aged 18 years and above. Definition used: at least once a week consumption of five or more standard drinks in one sitting.¹

Youth drinking (lifetime abstainers)



Data from the 2003 World Health Survey. Total sample size $n = 111$; males $n = 52$ and females $n = 59$. Sample population aged 18 to 24 years old.¹

Youth drinking (heavy episodic drinkers)



Data from the 2003 World Health Survey. Total sample size $n = 111$; males $n = 52$ and females $n = 59$. Sample population aged 18 to 24 years old. Definition used: at least once a week consumption of five or more standard drinks in one sitting.¹

Note: These are preliminary, early-release, unpublished data from WHO's World Health Survey made available exclusively for this report. Some estimates may change in the final analyses of these data.

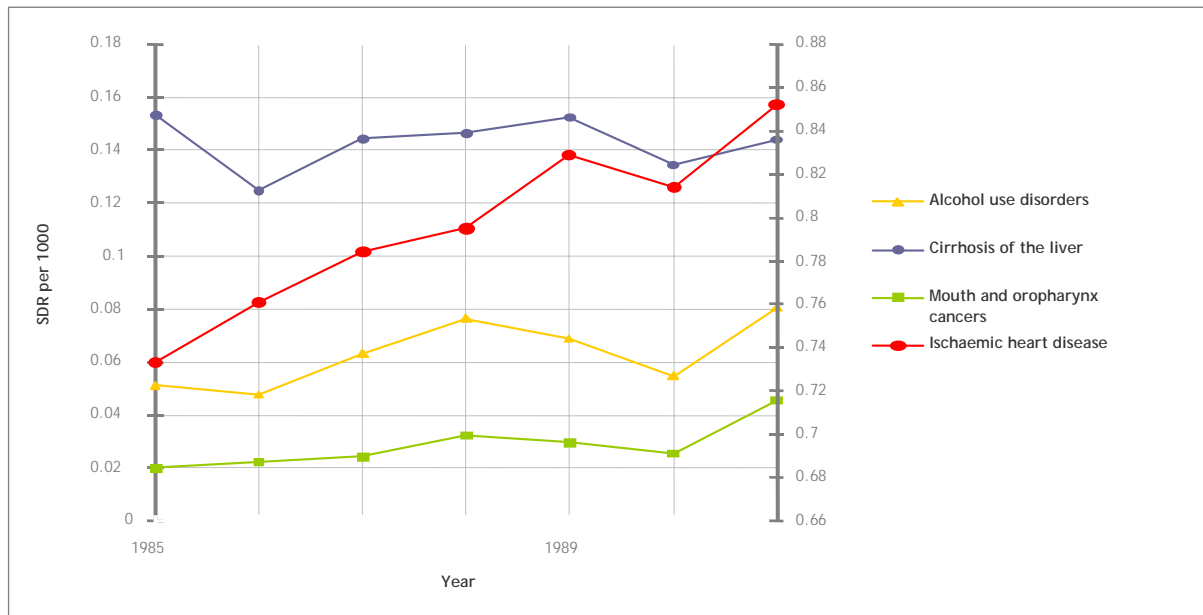
Unrecorded alcohol consumption

The unrecorded alcohol consumption in Bosnia and Herzegovina is estimated to be 3.0 litres pure alcohol per capita for population older than 15 for the years after 1995 (estimated by a group of key alcohol experts).²

Mortality rates from selected death causes where alcohol is one of the underlying risk factors

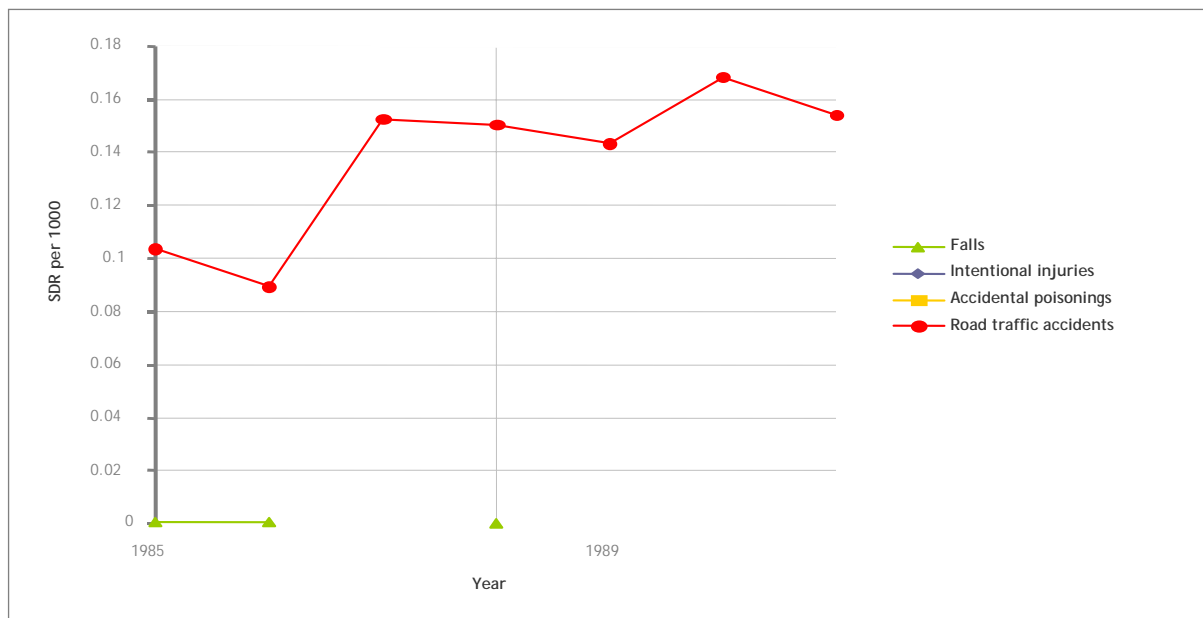
The data represent all the deaths occurring in a country irrespective of whether alcohol was a direct or indirect contributor.

Chronic mortality



Note: Chronic mortality time-series measured on two axes, ischaemic heart disease on right axis and the other causes on the left.

Acute mortality



Source: WHO Mortality Database

Morbidity, health and social problems from alcohol use

The SDR per 100 000 population for chronic liver disease and cirrhosis was 16.39 in 1990 and 17.00 in 1991.⁴

In a study of 600 adolescents from Tuzla and Sarajevo Cantons, it was found that more prevailing suicidal idea occurrence was observed in alcohol abusers (36.6%) in comparison to non-abusers (17.6%).⁵

Country background information

Total population 2003	4 161 000	Life expectancy at birth (2002)	Male	69.3
Adult (15+)	3 453 630		Female	76.4
% under 15	17	Probability of dying under age 5 per 1000 (2002)	Male	20
Population distribution 2001 (%)			Female	15
Urban	43	Gross National Income per capita 2002	US\$	1270
Rural	57			

Sources: Population and Statistics Division of the United Nations Secretariat, World Bank World Development Indicators database, The World Health Report 2004

References

1. Ustun TB et al. The World Health Surveys. In: Murray CJL, Evans DB, eds. *Health Systems Performance Assessment: Debates, Methods and Empiricism*. Geneva, World Health Organization, 2003.
2. Alcohol per capita consumption, patterns of drinking and abstention worldwide after 1995. Appendix 2. *European Addiction Research*, 2001, 7(3):155–157.
3. Zec S et al. Nutrition in pre-war Sarajevo. *European Journal of Clinical Nutrition*, 1995, 49(Supplement 2):6–10. In: *WHO Global NCD InfoBase*. Geneva, World Health Organization.
4. European health for all database. World Health Organization, Regional Office for Europe (<http://hfadb.who.dk/hfa>, accessed 26 February 2004).
5. Licanin I et al. Suicidal thoughts related to psychoactive substance abuse among adolescents. *Medicinski Arhiv*, 2003, 57(4):237–240.