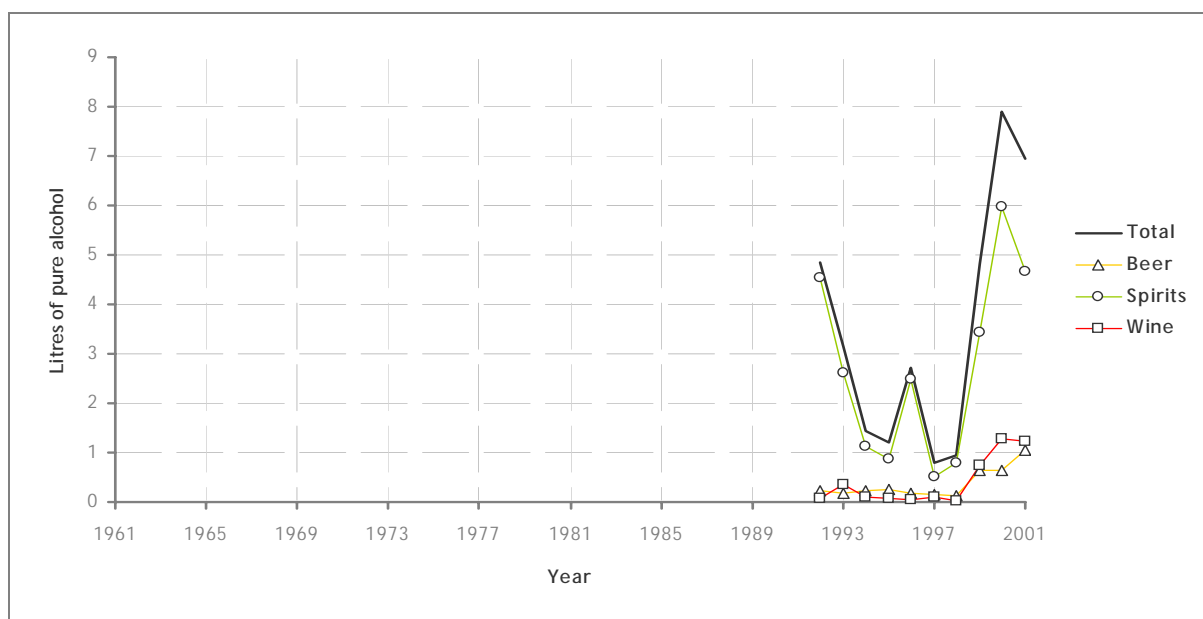


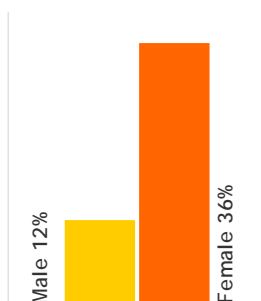
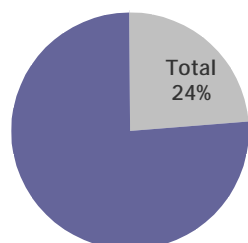
## AZERBAIJAN

### Recorded adult per capita consumption (age 15+)



Sources: FAO (Food and Agriculture Organization of the United Nations), World Drink Trends 2003

### Last year abstainers



Estimates from key alcohol experts showing proportion of adult males and females who had been abstaining (last year before the survey). Data is for after year 1995.<sup>1</sup>

In a recent general population survey of subjects 10 years and older, 54.1% of the survey participants reported present use of alcohol. Of these, 61.5% were males and 38.5% were females. The survey also found that 1.8% of drinkers reported drinking 4–6 times per week and 1.7% reported drinking at least daily.<sup>2</sup>

### Alcohol dependence

The number of registered alcoholics is about 32 000 (0.8% of adult population).<sup>3</sup>

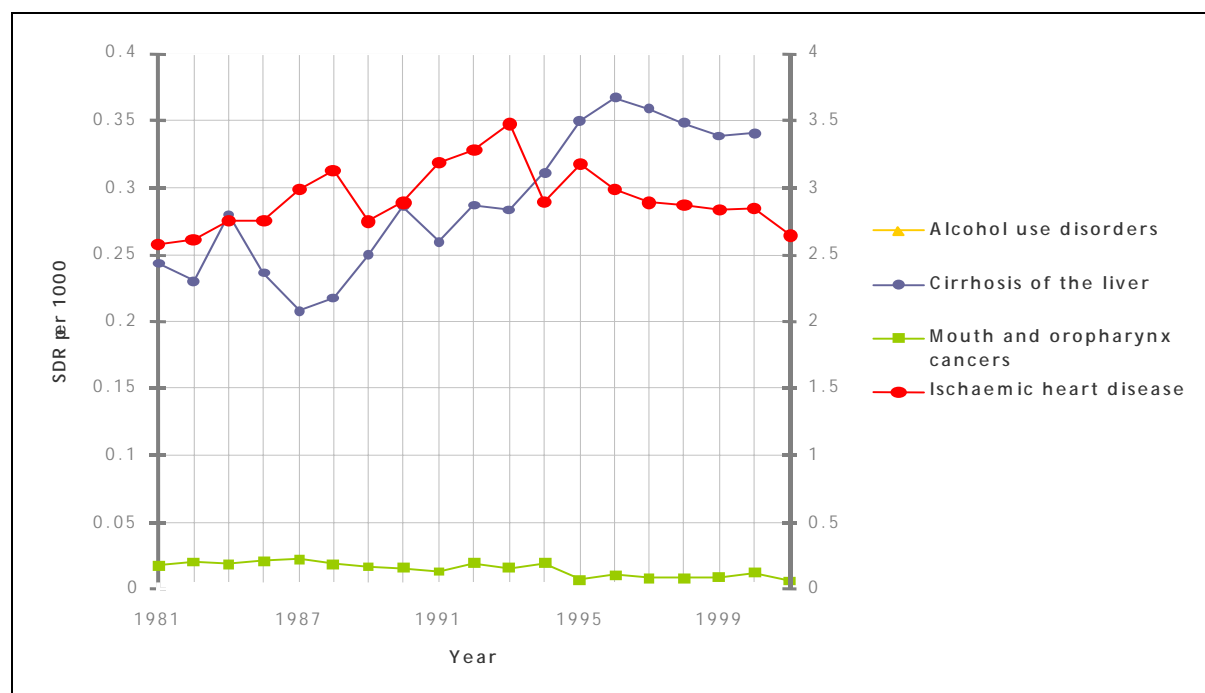
### Unrecorded alcohol consumption

The unrecorded alcohol consumption in Azerbaijan is estimated to be 1.9 litres pure alcohol per capita for population older than 15 for the years after 1995 (estimated by a group of key alcohol experts).<sup>1</sup>

### Mortality rates from selected death causes where alcohol is one of the underlying risk factors

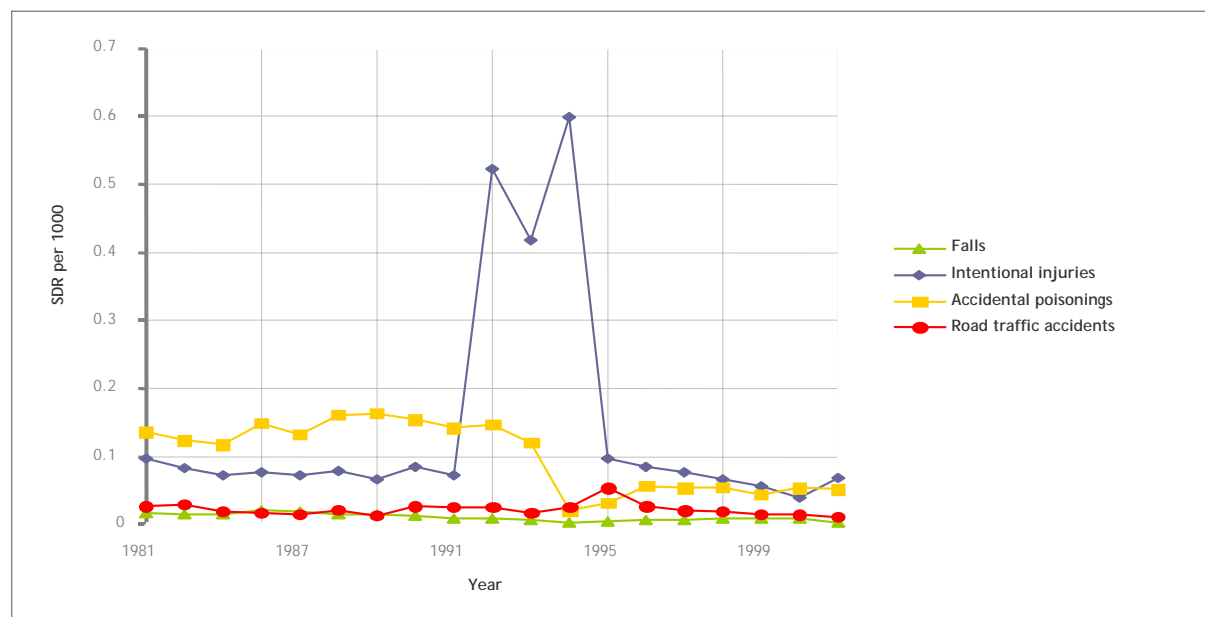
The data represent all the deaths occurring in a country irrespective of whether alcohol was a direct or indirect contributor.

### Chronic mortality



Note: Chronic mortality time-series measured on two axes, ischaemic heart disease on right axis and the other causes on the left.

### Acute mortality



Source: WHO Mortality Database

Note: Caution should be exercised when interpreting the results as death registration level is incomplete.

### Morbidity, health and social problems from alcohol use

In a recent national survey (total sample size n = 2000), 282 respondents (14.1% of all respondents, 26.1% of alcohol users) noted the different problems that they encountered as a result of their drinking. The most widespread problems were as follows: family disputes (30.4%), health problems (36%), problems with law and order authorities, including problems connected with traffic police and administrative punishment (16.2%), problems at work (7.4%) and other problems (9.5%).<sup>2</sup>

The rate of alcoholic psychosis incidence per 100 000 population was 0.35 in 2001 and 0.16 in 2002.<sup>4</sup>

The SDR per 100 000 population for chronic liver disease and cirrhosis was 45.87 in 1999 and 46.38 in 2000.<sup>4</sup>  
The number of alcohol-related road traffic accidents per 100 000 population was 1.17 in 2000 and 1.01 in 2001.

### Country background information

<b>Total population 2003</b>	8 370 000	<b>Life expectancy at birth (2002)</b>	Male	63.0
Adult (15+)	5 942 700		Female	68.6
% under 15	29	<b>Probability of dying under age 5 per 1000 (2002)</b>	Male	80
<b>Population distribution 2001 (%)</b>			Female	70
Urban	52	<b>Gross National Income per capita 2002</b>	US\$	710
Rural	48	In Azerbaijan, approximately 94% of the population are Muslim.		

Sources: Population and Statistics Division of the United Nations Secretariat, World Bank World Development Indicators database, The World Factbook 2003, The World Health Report 2004

### References

1. Alcohol per capita consumption, patterns of drinking and abstention worldwide after 1995. Appendix 2. *European Addiction Research*, 2001, 7(3):155–157.
2. *General population survey report on drug abuse*. Baku, National Focal Point of Drug Information System, 2003.
3. Hasan-zada N. Substance abuse problems in Azerbaijan Republic.
4. European health for all database. World Health Organization, Regional Office for Europe (<http://hfadb.who.dk/hfa>, accessed 26 February 2004).