

# THE 2005 COUNTRY PROFILES

# 4

This chapter represents the true substance of the 2005 Report on Tracking Intervention Coverage. It contains individual reports on each of the 60 priority countries that together account for over 75% of children under-five world wide, and 94% of deaths.

We ask readers to review the reminders below carefully before examining the reports.

## 2005 Country Profiles IMPORTANT REMINDERS


- This is the first in a series of Reports that will be published every two years until at least 2015. The information included in the Reports is the best we were able to find and incorporate, but certainly there is room for improvement in future years. Our apologies to countries where more recent data are available that are not reflected here.
- The aim of the Report is to highlight achievements, indicate problems, and above all to stimulate action. The number of indicators has been kept to an absolute minimum with the understanding that further information will be needed at country level and below to fully understand and interpret the results.
- Most coverage estimates are drawn from The State of the World's Children (SOWC) 2006 report, and include household surveys from a variety of sources that meet minimum standard criteria. More information on methods and additional indicators can be obtained in the SOWC report or on the childinfo website at [www.childinfo.org](http://www.childinfo.org).
- Please send any comments or corrections on the Report to Nancy Terrerri at [nterrerri@unicef.org](mailto:nterrerri@unicef.org).

# AFGHANISTAN

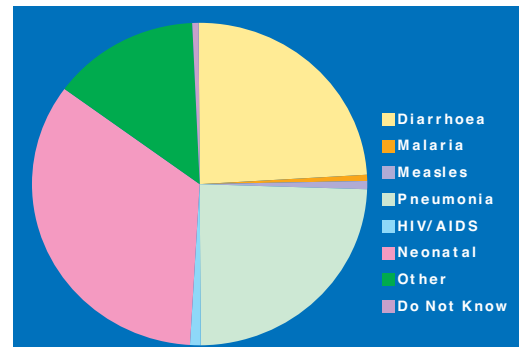
## Demographics

- Total under-five population 5,329,000
- Under-five mortality rank 4
- Under-one mortality rate 165
- Neonatal mortality rate —

- Under-five mortality rate



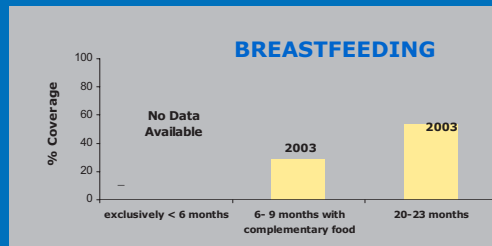
## Epidemiological Profile



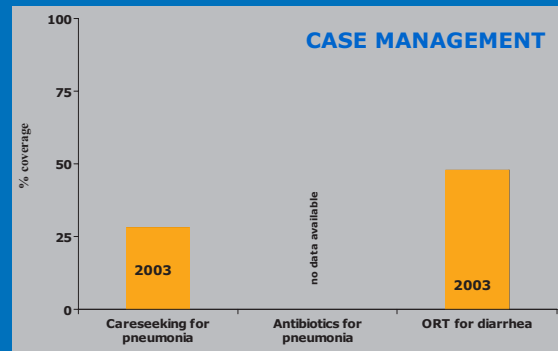
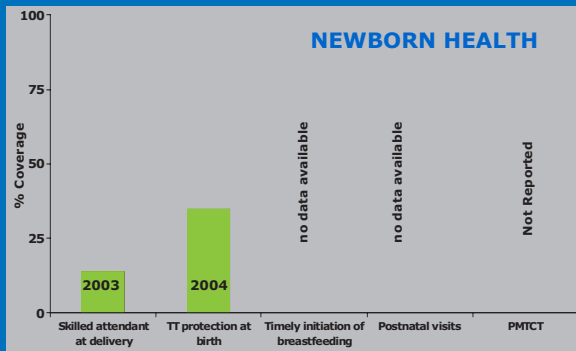
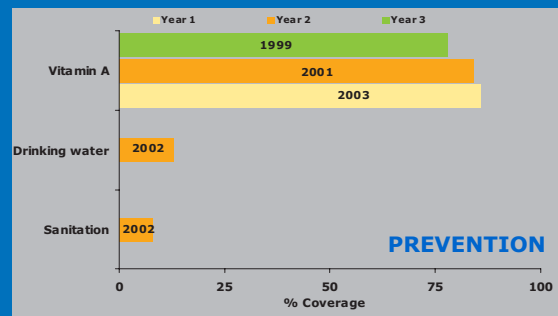
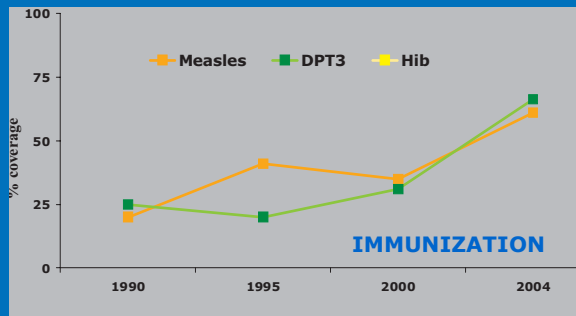
\*These estimates are not country specific. Based on epidemiological profile #1 as described in Black RE, Morris SS & Bryce J. Where and why are 10 million children dying every year. *Lancet* 2003; 361: 2226-34.

## Nutrition

- % low birth weight —
- % under-fives stunted 54
- % under-fives underweight 39



## Child Survival Intervention Coverage



## National Health Policies

- Int'l Code of Marketing Breastmilk Substitutes
- New ORS formula
- Use of zinc for treatment of diarrhoea
- Hib vaccine in schedule as of 31 December 2004
- Community treatment of pneumonia with antibiotics

- |   |  |   |
|---|--|---|
| <input type="checkbox"/> YES            | <input type="checkbox"/> NO            | <input checked="" type="checkbox"/> Partial |
| <input type="checkbox"/> YES            | <input checked="" type="checkbox"/> NO | <input type="checkbox"/> Partial            |
| <input type="checkbox"/> YES            | <input checked="" type="checkbox"/> NO | <input type="checkbox"/> Partial            |
| <input type="checkbox"/> YES            | <input checked="" type="checkbox"/> NO | <input type="checkbox"/> Partial            |
| <input checked="" type="checkbox"/> YES | <input type="checkbox"/> NO            | <input type="checkbox"/> Partial            |

## Determinants of Coverage

- Policies and Political Commitment [under development]
- Human Resources [under development]
- Financial Flows:
  - Per capita total expenditure on health at average exchange rate (USD) 2002 14

## Equity


DATA NOT AVAILABLE

# ANGOLA

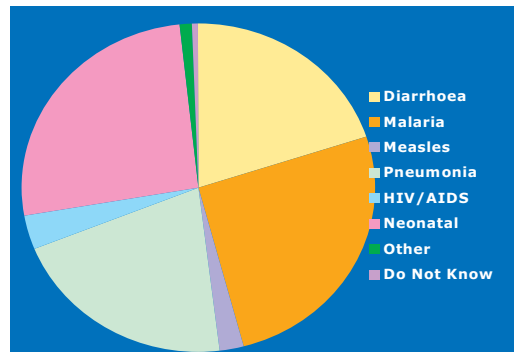
## Demographics

- Total under-five population 2,887,000
- Under-five mortality rank 2
- Under-one mortality rate 154
- Neonatal mortality rate

- Under-five mortality rate



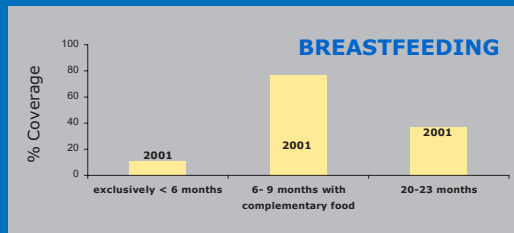
## Epidemiological Profile



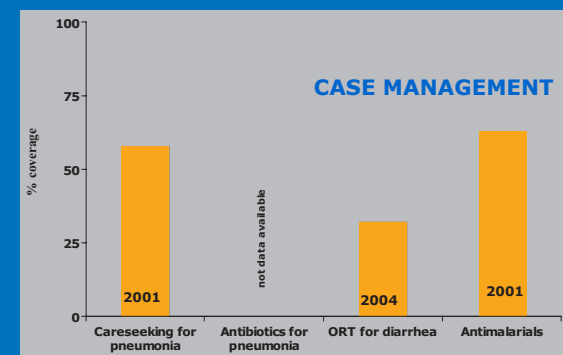
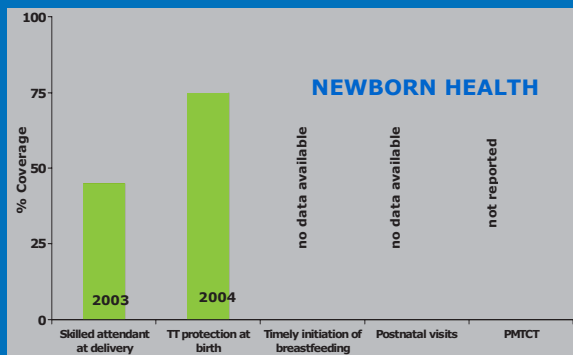
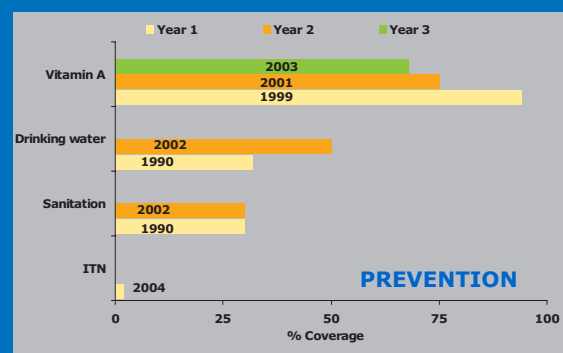
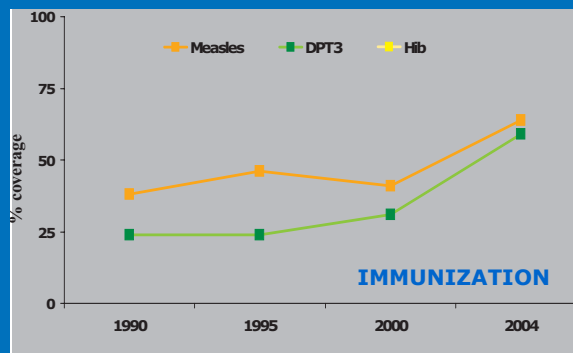
\*These estimates are not country specific. Based on epidemiological profile #2 as described in Black RE, Morris SS & Bryce J. Where and why are 10 million children dying every year. *Lancet* 2003; 361: 2226-34.

## Nutrition

- % low birth weight 12
- % under-fives stunted 45
- % under-fives underweight 31



## Child Survival Intervention Coverage



## National Health Policies

- Int'l Code of Marketing Breastmilk Substitutes
- New ORS formula
- Use of zinc for treatment of diarrhoea
- Hib vaccine in schedule as of 31 December 2004
- Community treatment of pneumonia with antibiotics

- |                              |  |   |
|------------------------------|--|---|
| <input type="checkbox"/> YES | <input type="checkbox"/> NO            | <input checked="" type="checkbox"/> Partial |
| <input type="checkbox"/> YES | <input checked="" type="checkbox"/> NO | <input type="checkbox"/> Partial            |
| <input type="checkbox"/> YES | <input checked="" type="checkbox"/> NO | <input type="checkbox"/> Partial            |
| <input type="checkbox"/> YES | <input checked="" type="checkbox"/> NO | <input type="checkbox"/> Partial            |
| <input type="checkbox"/> YES | <input checked="" type="checkbox"/> NO | <input type="checkbox"/> Partial            |

## Determinants of Coverage

- Policies and Political Commitment [under development]
- Human Resources [under development]
- Financial Flows: Per capita total expenditure on health at average exchange rate (USD) 2002 38

## Equity

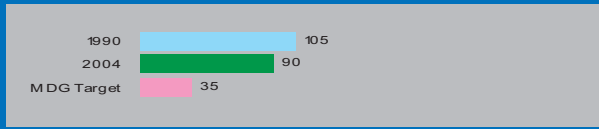
DATA NOT AVAILABLE

# AZERBAIJAN

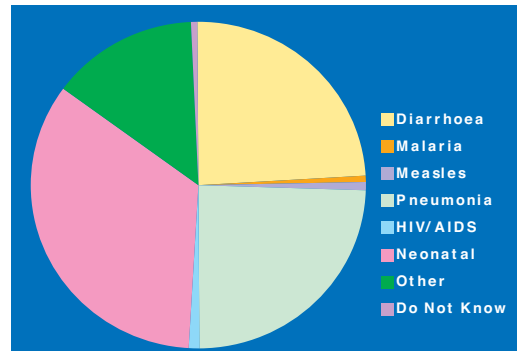
## Demographics

- Total under-five population 607,000
- Under-five mortality rank 51
- Under-one mortality rate 75
- Neonatal mortality rate —

- Under-five mortality rate



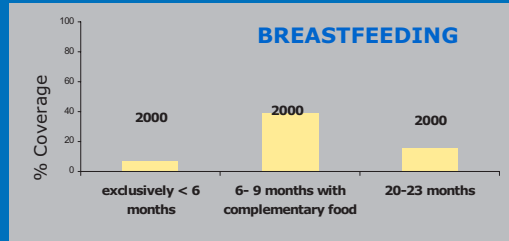
## Epidemiological Profile




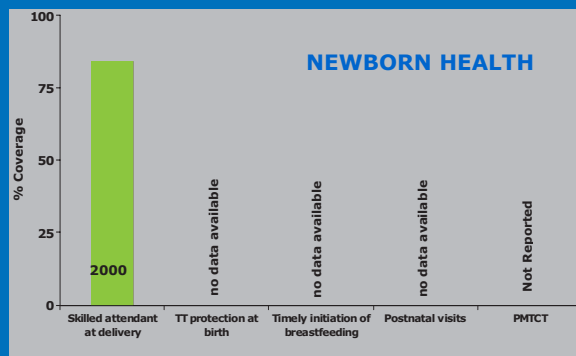
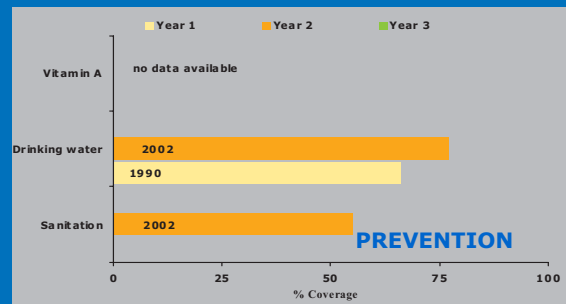
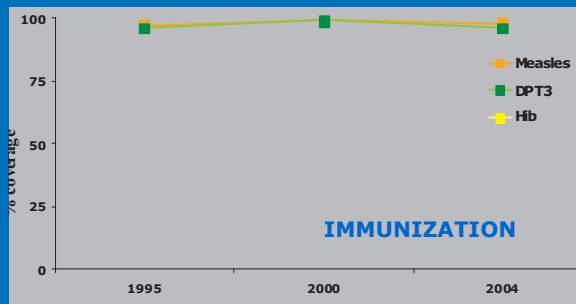
\*These estimates are not country specific. Based on epidemiological profile #1 as described in Black RE, Morris SS & Bryce J. Where and why are 10 million children dying every year. *Lancet* 2003; 361: 2226-34.

## Nutrition

- % low birth weight 11
- % under-fives stunted 13
- % under-fives underweight 7



## Child Survival Intervention Coverage



## National Health Policies

- Int'l Code of Marketing Breastmilk Substitutes
- New ORS formula
- Use of zinc for treatment of diarrhoea
- Hib vaccine in schedule as of 31 December 2004
- Community treatment of pneumonia with antibiotics

- |                              |  |   |
|------------------------------|--|---|
| <input type="checkbox"/> YES | <input type="checkbox"/> NO            | <input checked="" type="checkbox"/> Partial |
| <input type="checkbox"/> YES | <input checked="" type="checkbox"/> NO | <input type="checkbox"/> Partial            |
| <input type="checkbox"/> YES | <input checked="" type="checkbox"/> NO | <input type="checkbox"/> Partial            |
| <input type="checkbox"/> YES | <input checked="" type="checkbox"/> NO | <input type="checkbox"/> Partial            |
| <input type="checkbox"/> YES | <input checked="" type="checkbox"/> NO | <input type="checkbox"/> Partial            |

## Determinants of Coverage

- Policies and Political Commitment [under development]
- Human Resources [under development]
- Financial Flows: Per capita total expenditure on health at average exchange rate (USD) 2002 27

## Equity

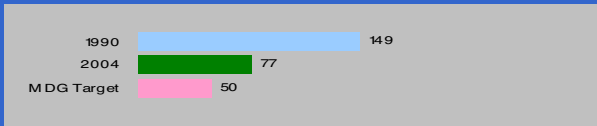
DATA NOT AVAILABLE

# BANGLADESH

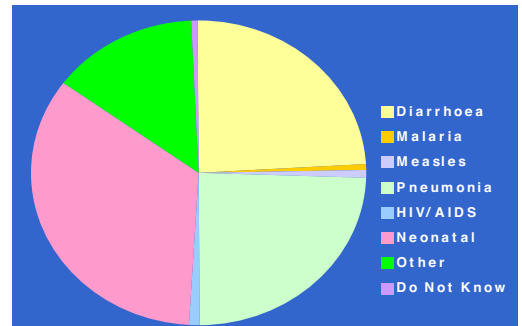
## Demographics

- Total under-five population 17,284,000
- Under-five mortality rank 58
- Under-one mortality rate 56
- Neonatal mortality rate 42

- Under-five mortality rate



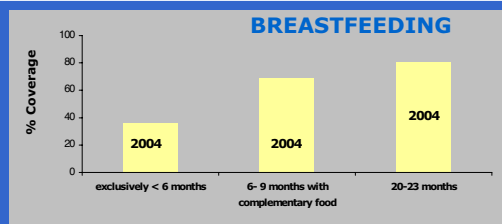
## Epidemiological Profile



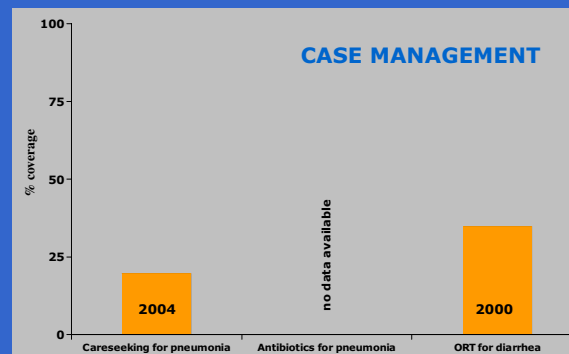
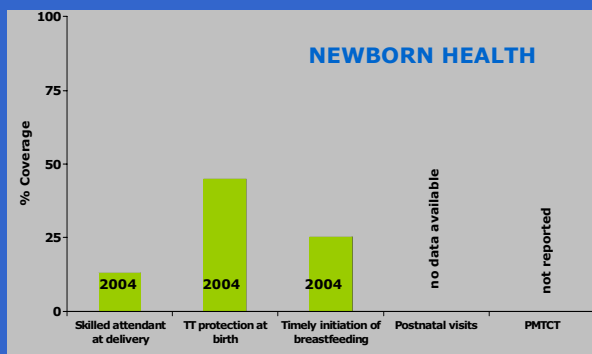

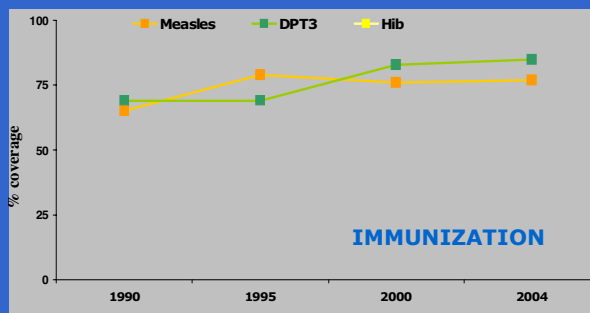
\*These estimates are not country specific. Based on epidemiological profile #1 as described in Black RE, Morris SS & Bryce J. Where and why are 10 million children dying every year. *Lancet* 2003; 361: 2226-34.

## Nutrition

- % low birth weight 36
- % under-fives stunted 43
- % under-fives underweight 48



## Child Survival Intervention Coverage



## National Health Policies

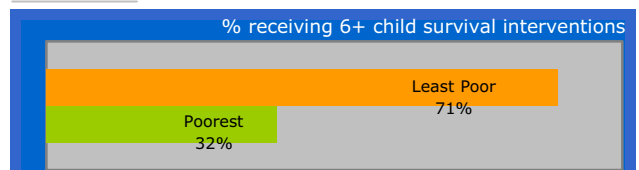
- Int'l Code of Marketing Breastmilk Substitutes
- New ORS formula
- Use of zinc for treatment of diarrhoea
- Hib vaccine in schedule as of 31 December 2004
- Community treatment of pneumonia with antibiotics

- |   |  |   |
|---|--|---|
| <input type="checkbox"/> YES            | <input type="checkbox"/> NO            | <input checked="" type="checkbox"/> Partial |
| <input type="checkbox"/> YES            | <input type="checkbox"/> NO            | <input checked="" type="checkbox"/> Partial |
| <input type="checkbox"/> YES            | <input type="checkbox"/> NO            | <input checked="" type="checkbox"/> Partial |
| <input type="checkbox"/> YES            | <input checked="" type="checkbox"/> NO | <input type="checkbox"/> Partial            |
| <input checked="" type="checkbox"/> YES | <input type="checkbox"/> NO            | <input type="checkbox"/> Partial            |

## Determinants of Coverage

- Policies and Political Commitment [under development]
- Human Resources [under development]
- Financial Flows:  
Per capita total expenditure on health at average exchange rate (USD) 2002 11

## Equity




# BENIN

## Nutrition

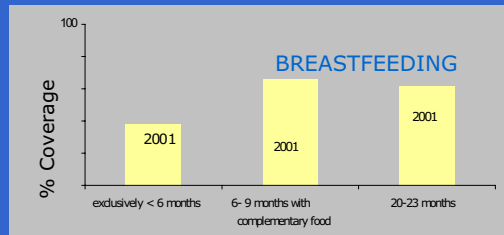
- Total under-five population 1,406,000
- Under-five mortality rank 23
- Under-one mortality rate 90
- Neonatal mortality rate 38

- Under-five mortality rate

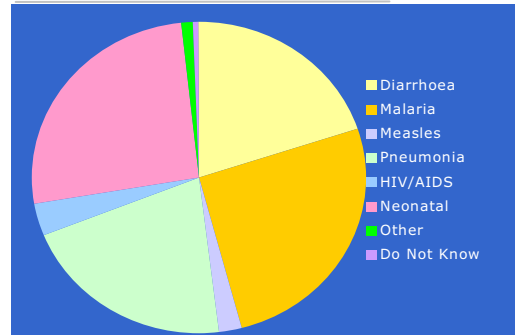


## Demographics

- % low birth weight 16
- % under-fives stunted 31
- % under-fives underweight 23

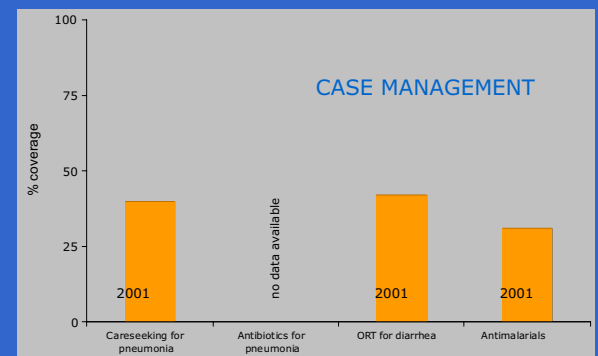
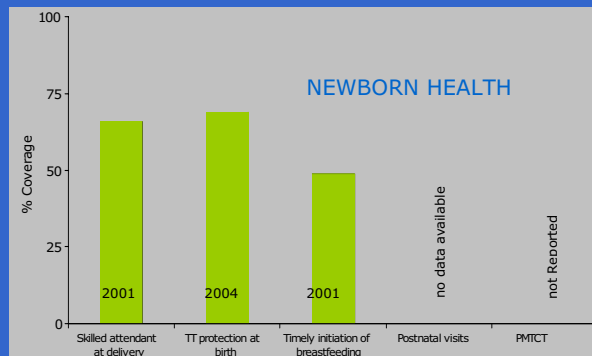
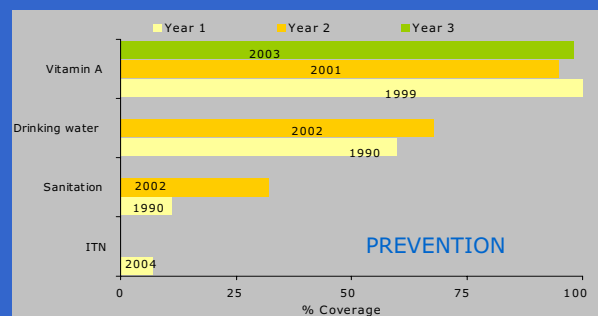
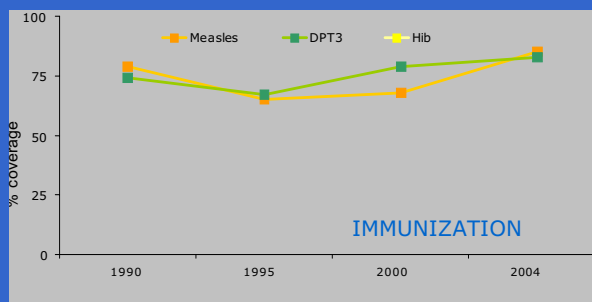


## Epidemiological Profile



\*These estimates are not country specific. Based on epidemiological profile #2 as described in Black RE, Morris SS & Bryce J. Where and why are 10 million children dying every year. Lancet 2003; 361: 2226-34.

## Child Survival Intervention Coverage



## National Health Policies

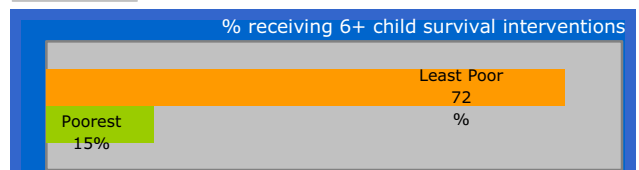
- Int'l Code of Marketing Breastmilk Substitutes
- New ORS formula
- Use of zinc for treatment of diarrhoea
- Hib vaccine in schedule as of 31 December 2004
- Community treatment of pneumonia with antibiotics

- |   |  |                                  |
|---|--|----------------------------------|
| <input checked="" type="checkbox"/> YES | <input type="checkbox"/> NO            | <input type="checkbox"/> Partial |
| <input type="checkbox"/> YES            | <input checked="" type="checkbox"/> NO | <input type="checkbox"/> Partial |
| <input type="checkbox"/> YES            | <input checked="" type="checkbox"/> NO | <input type="checkbox"/> Partial |
| <input type="checkbox"/> YES            | <input checked="" type="checkbox"/> NO | <input type="checkbox"/> Partial |
| <input type="checkbox"/> YES            | <input checked="" type="checkbox"/> NO | <input type="checkbox"/> Partial |

## Determinants of Coverage

- Policies and Political Commitment [under development]
- Human Resources [under development]
- Financial Flows: Per capita total expenditure on health at average exchange rate (USD) 2002 20

## Equity

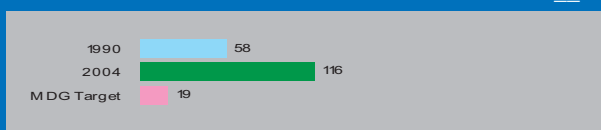


# BOTSWANA

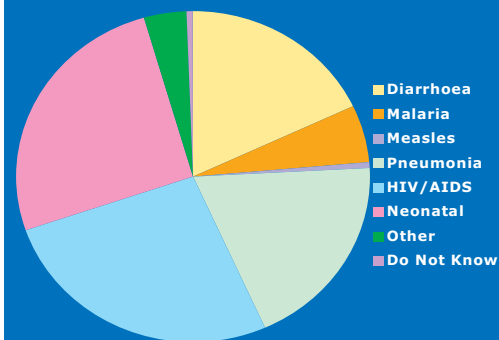
## Demographics

- Total under-five population 221,000
- Under-five mortality rank 41
- Under-one mortality rate 84
- Neonatal mortality rate —

- Under-five mortality rate



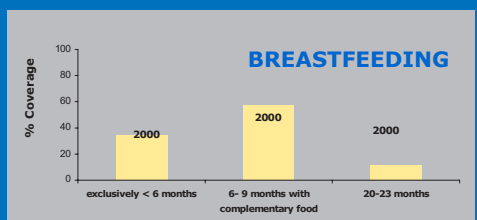
## Epidemiological Profile




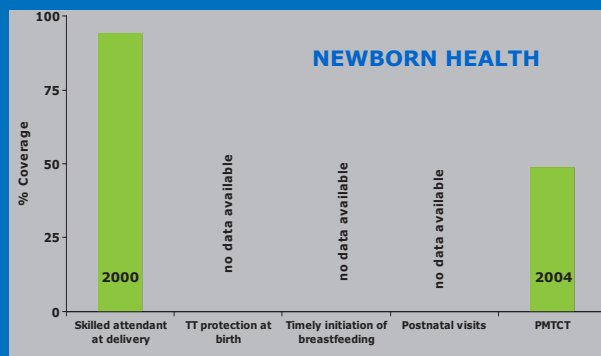
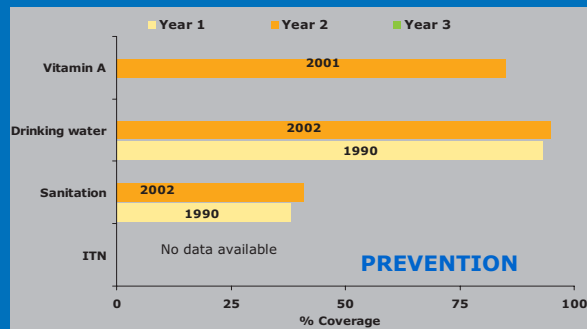
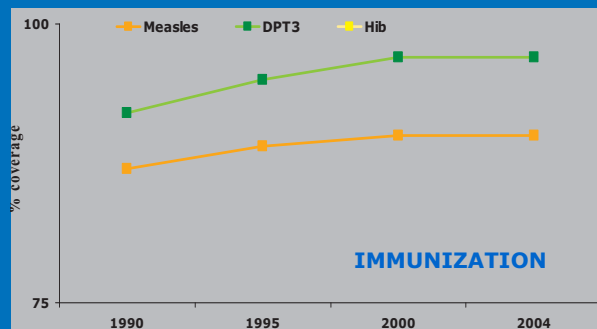
\*These estimates are not country specific. Based on epidemiological profile #5 as described in Black RE, Morris SS & Bryce J. Where and why are 10 million children dying every year. *Lancet* 2003; 361: 2226-34.

## Nutrition

- % low birth weight 10
- % under-fives stunted 23
- % under-fives underweight 13



## Child Survival Intervention Coverage



## National Health Policies

- Int'l Code of Marketing Breastmilk Substitutes
- New ORS formula
- Use of zinc for treatment of diarrhoea
- Hib vaccine in schedule as of 31 December 2004
- Community treatment of pneumonia with antibiotics

- |   |  |   |
|---|--|---|
| <input checked="" type="checkbox"/> YES | <input type="checkbox"/> NO            | <input type="checkbox"/> Partial            |
| <input type="checkbox"/> YES            | <input checked="" type="checkbox"/> NO | <input type="checkbox"/> Partial            |
| <input type="checkbox"/> YES            | <input type="checkbox"/> NO            | <input checked="" type="checkbox"/> Partial |
| <input type="checkbox"/> YES            | <input checked="" type="checkbox"/> NO | <input type="checkbox"/> Partial            |
| <input type="checkbox"/> YES            | <input type="checkbox"/> NO            | <input type="checkbox"/> Partial            |

## Determinants of Coverage

- Policies and Political Commitment [under development]
- Human Resources [under development]
- Financial Flows: Per capita total expenditure on health at average exchange rate (USD) 2002 171

## Equity

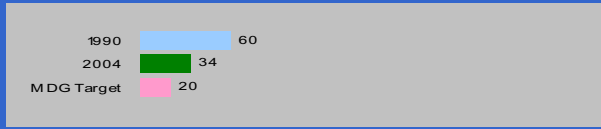
DATA NOT AVAILABLE

# BRAZIL

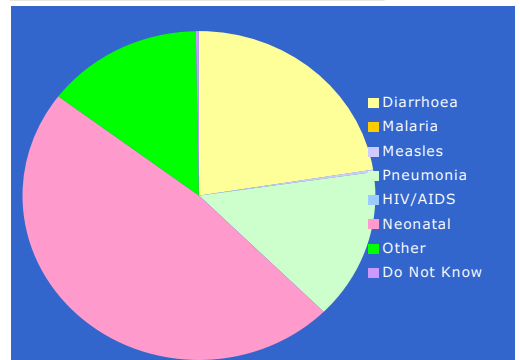
## Demographics

- Total under-five population 17,946,000
- Under-five mortality rank 88
- Under-one mortality rate 32
- Neonatal mortality rate 13

- Under-five mortality rate



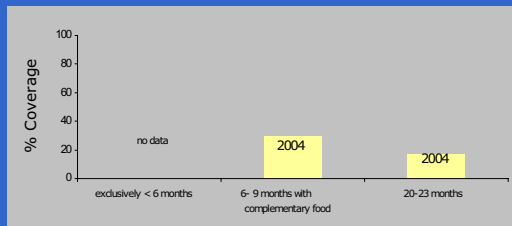
## Epidemiological Profile



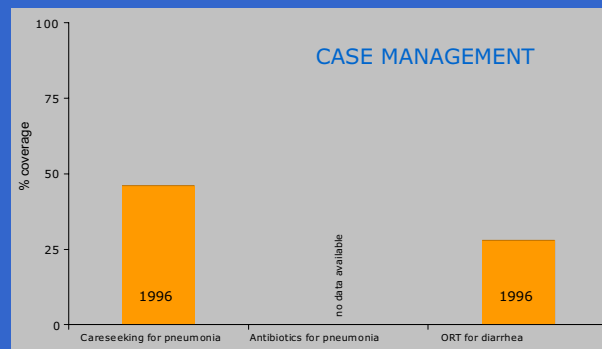
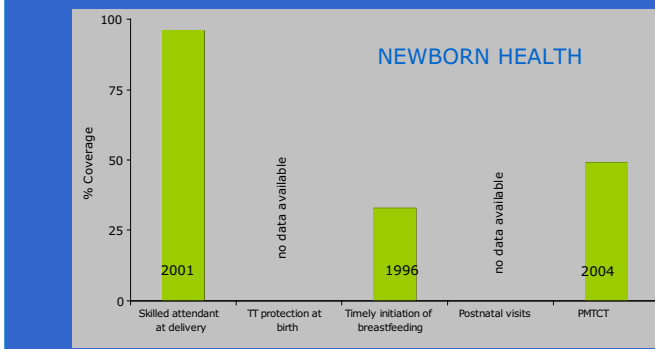
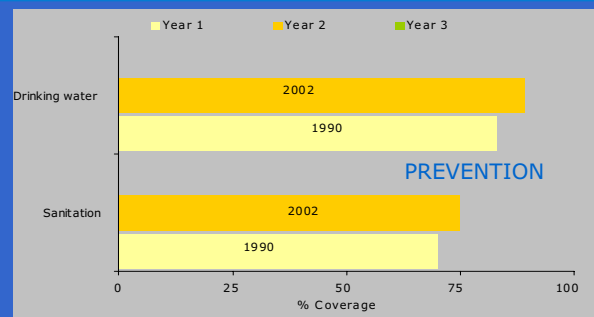
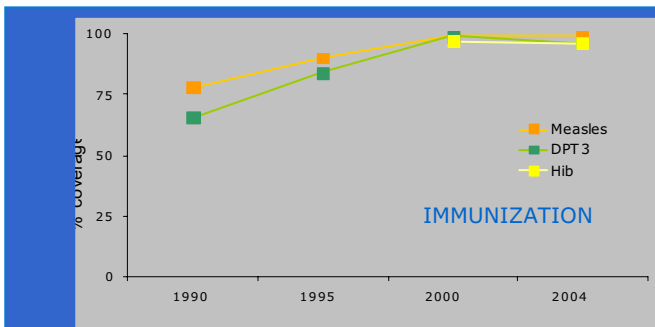
\*These estimates are not country specific. Based on epidemiological profile #3 as described in Black RE, Morris SS & Bryce J. Where and why are 10 million children dying every year. Lancet 2003; 361: 2226-34.

## Nutrition

- % low birth weight 10
- % under-fives stunted 11
- % under-fives underweight 6



## Child Survival Intervention Coverage



## National Health Policies

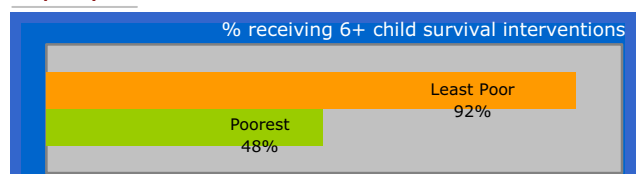
- Int'l Code of Marketing Breastmilk Substitutes
- New ORS formula
- Use of zinc for treatment of diarrhoea
- Hib vaccine in schedule as of 31 December 2004
- Community treatment of pneumonia with antibiotics

- |   |  |                                  |
|---|--|----------------------------------|
| <input checked="" type="checkbox"/> YES | <input type="checkbox"/> NO            | <input type="checkbox"/> Partial |
| <input type="checkbox"/> YES            | <input checked="" type="checkbox"/> NO | <input type="checkbox"/> Partial |
| <input type="checkbox"/> YES            | <input checked="" type="checkbox"/> NO | <input type="checkbox"/> Partial |
| <input checked="" type="checkbox"/> YES | <input type="checkbox"/> NO            | <input type="checkbox"/> Partial |
| <input type="checkbox"/> YES            | <input checked="" type="checkbox"/> NO | <input type="checkbox"/> Partial |

## Determinants of Coverage

- Policies and Political Commitment [under development]
- Human Resources [under development]
- Financial Flows: Per capita total expenditure on health at average exchange rate (USD) 2002 206

## Equity




# BURKINA FASO

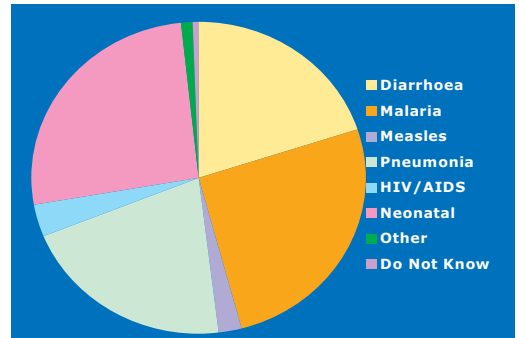
## Demographics

- Total under-five population 2,393,000
- Under-five mortality rank 16
- Under-one mortality rate 97
- Neonatal mortality rate 41

- Under-five mortality rate



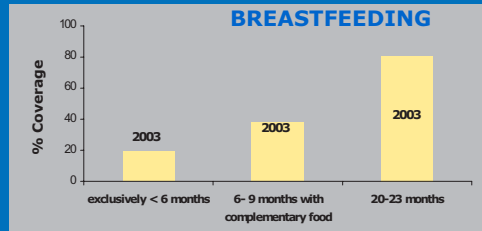
## Epidemiological Profile



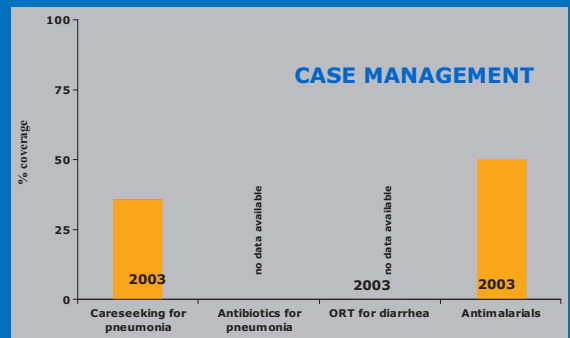
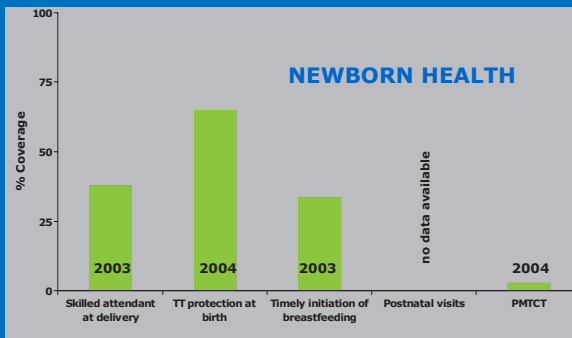
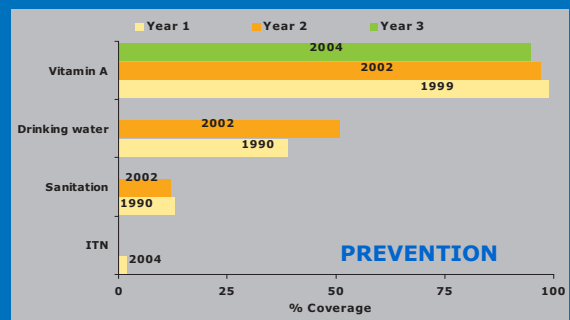
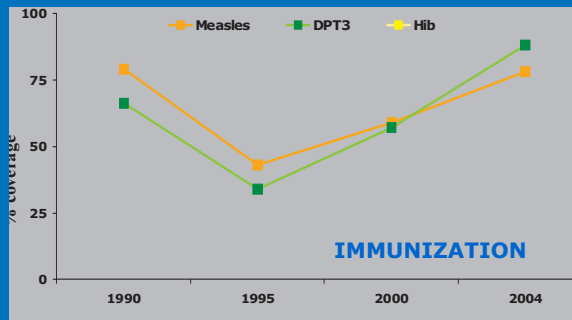
\*These estimates are not country specific. Based on epidemiological profile #2 as described in Black RE, Morris SS & Bryce J. Where and why are 10 million children dying every year. *Lancet* 2003; 361: 2226-34.

## Nutrition

- % low birth weight 19
- % under-fives stunted 39
- % under-fives underweight 38



## Child Survival Intervention Coverage



## National Health Policies

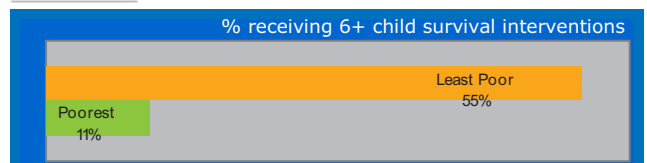
- Int'l Code of Marketing Breastmilk Substitutes
- New ORS formula
- Use of zinc for treatment of diarrhoea
- Hib vaccine in schedule as of 31 December 2004
- Community treatment of pneumonia with antibiotics

- |   |  |                                  |
|---|--|----------------------------------|
| <input checked="" type="checkbox"/> YES | <input type="checkbox"/> NO            | <input type="checkbox"/> Partial |
| <input checked="" type="checkbox"/> YES | <input type="checkbox"/> NO            | <input type="checkbox"/> Partial |
| <input type="checkbox"/> YES            | <input checked="" type="checkbox"/> NO | <input type="checkbox"/> Partial |
| <input type="checkbox"/> YES            | <input checked="" type="checkbox"/> NO | <input type="checkbox"/> Partial |
| <input type="checkbox"/> YES            | <input checked="" type="checkbox"/> NO | <input type="checkbox"/> Partial |

## Determinants of Coverage

- Policies and Political Commitment [under development]
- Human Resources [under development]
- Financial Flows: Per capita total expenditure on health at average exchange rate (USD) 2002 11

## Equity




# BURUNDI

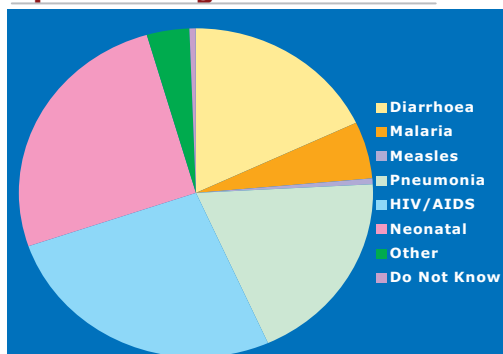
## Demographics

- Total under-five population 1,270,000
- Under-five mortality rank 17
- Under-one mortality rate 114
- Neonatal mortality rate 35

- Under-five mortality rate



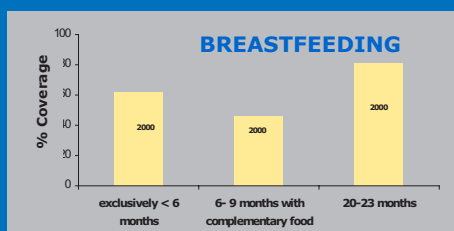
## Epidemiological Profile



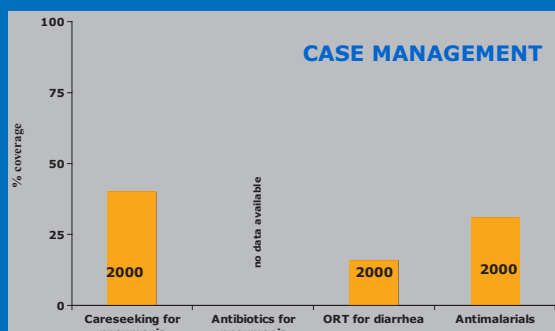
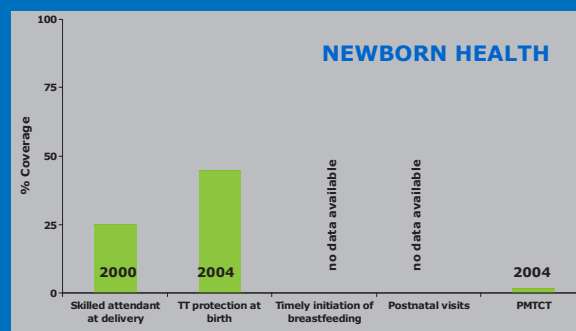

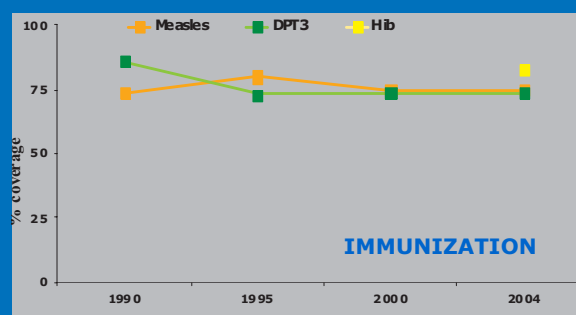
\*These estimates are not country specific. Based on epidemiological profile #5 as described in Black RE, Morris SS & Bryce J. Where and why are 10 million children dying every year. *Lancet* 2003; 361: 2226-34.

## Nutrition

- % low birth weight 16
- % under-fives stunted 57
- % under-fives underweight 45



## Child Survival Intervention Coverage



## National Health Policies

- Int'l Code of Marketing Breastmilk Substitutes
- New ORS formula
- Use of zinc for treatment of diarrhoea
- Hib vaccine in schedule as of 31 December 2004
- Community treatment of pneumonia with antibiotics

- |   |  |   |
|---|--|---|
| <input type="checkbox"/> YES            | <input type="checkbox"/> NO            | <input checked="" type="checkbox"/> Partial |
| <input checked="" type="checkbox"/> YES | <input type="checkbox"/> NO            | <input type="checkbox"/> Partial            |
| <input type="checkbox"/> YES            | <input checked="" type="checkbox"/> NO | <input type="checkbox"/> Partial            |
| <input checked="" type="checkbox"/> YES | <input type="checkbox"/> NO            | <input type="checkbox"/> Partial            |
| <input type="checkbox"/> YES            | <input checked="" type="checkbox"/> NO | <input type="checkbox"/> Partial            |

## Determinants of Coverage

- Policies and Political Commitment [under development]
- Human Resources [under development]
- Financial Flows: Per capita total expenditure on health at average exchange rate (USD) 2002 3

## Equity


DATA NOT AVAILABLE

# CAMBODIA

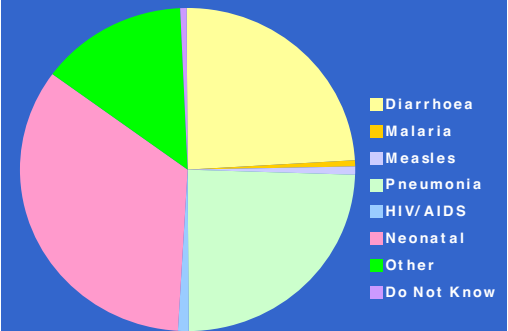
## Demographics

- Total under-five population 1,801,000
- Under-five mortality rank 26
- Under-one mortality rate 97
- Neonatal mortality rate 37

- Under-five mortality rate



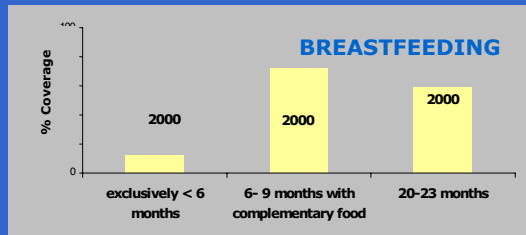
## Epidemiological Profile



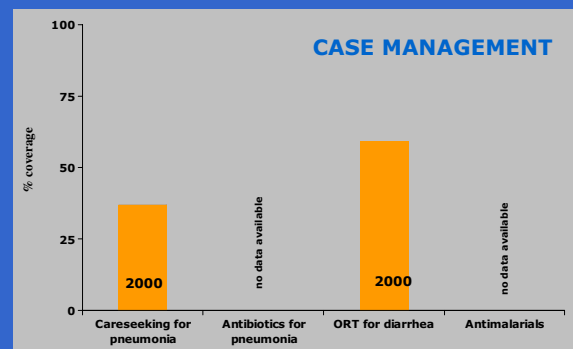
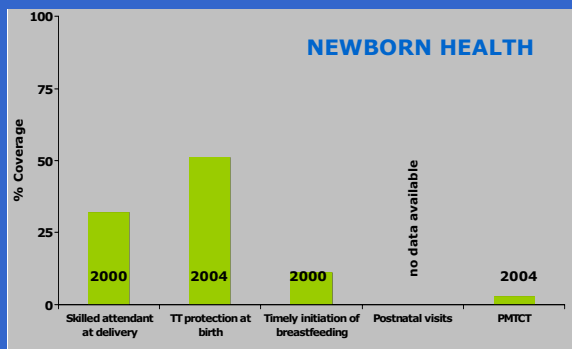
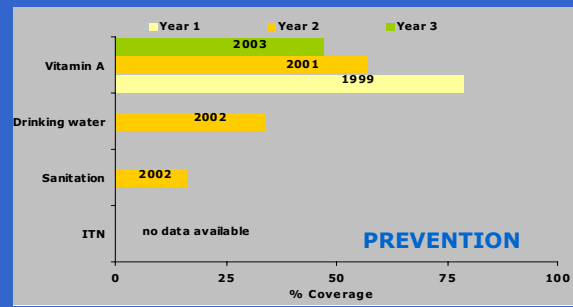
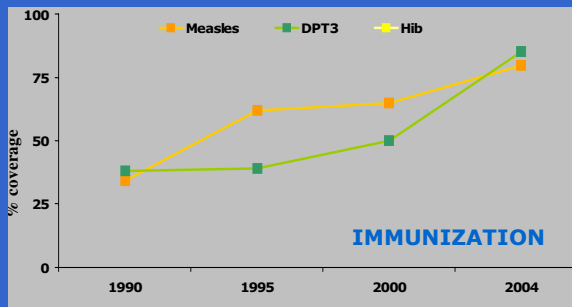
\*These estimates are not country specific. Based on epidemiological profile #1 as described in Black RE, Morris SS & Bryce J. Where and why are 10 million children dying every year. *Lancet* 2003; 361: 2226-34.

## Nutrition

- % low birth weight 11
- % under-fives stunted 45
- % under-fives underweight 45



## Child Survival Intervention Coverage



## National Health Policies

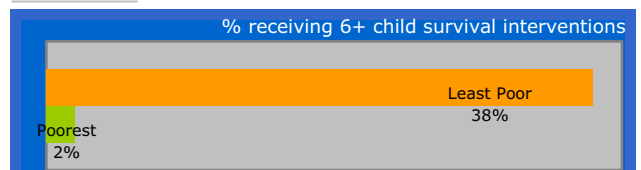
- Int'l Code of Marketing Breastmilk Substitutes
- New ORS formula
- Use of zinc for treatment of diarrhoea
- Hib vaccine in schedule as of 31 December 2004
- Community treatment of pneumonia with antibiotics

- |   |  |   |
|---|--|---|
| <input type="checkbox"/> YES            | <input type="checkbox"/> NO            | <input checked="" type="checkbox"/> Partial |
| <input checked="" type="checkbox"/> YES | <input type="checkbox"/> NO            | <input type="checkbox"/> Partial            |
| <input type="checkbox"/> YES            | <input checked="" type="checkbox"/> NO | <input type="checkbox"/> Partial            |
| <input type="checkbox"/> YES            | <input checked="" type="checkbox"/> NO | <input type="checkbox"/> Partial            |
| <input type="checkbox"/> YES            | <input checked="" type="checkbox"/> NO | <input type="checkbox"/> Partial            |

## Determinants of Coverage

- Policies and Political Commitment [under development]
  - Human Resources [under development]
  - Financial Flows.
- Per capita total expenditure on health at average exchange rate (USD) 2002 32

## Equity

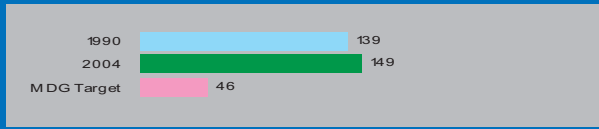


# CAMEROON

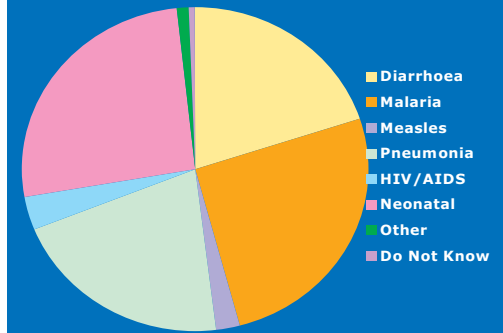
## Demographics

- Total under-five population 2,434,000
- Under-five mortality rank 25
- Under-one mortality rate 87
- Neonatal mortality rate 37

- Under-five mortality rate



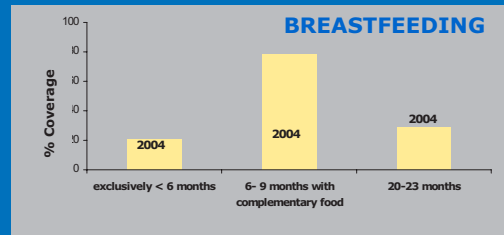
## Epidemiological Profile



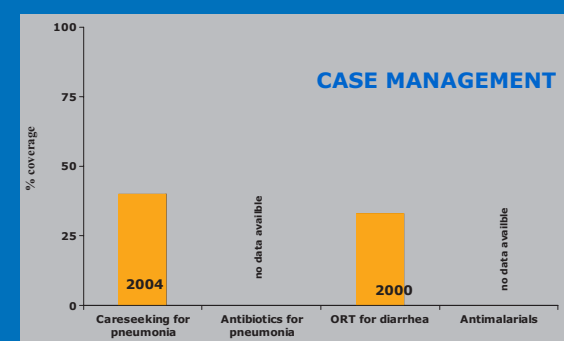
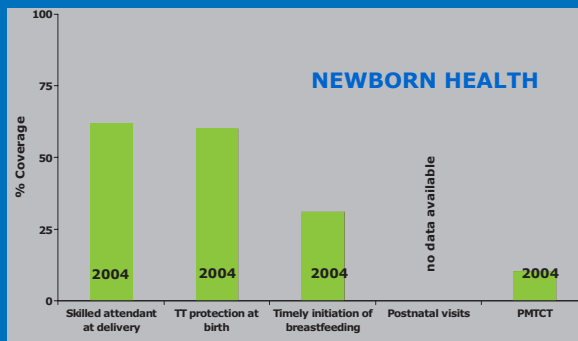
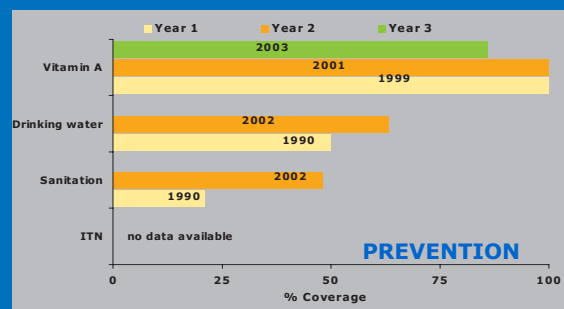
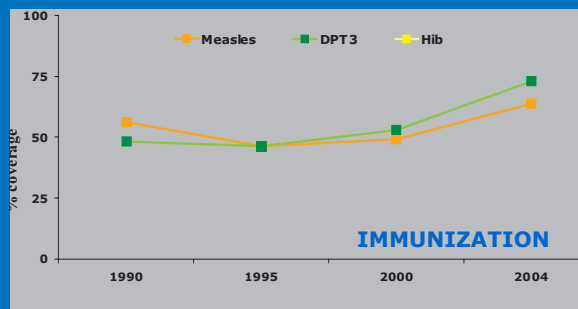
\*These estimates are not country specific. Based on epidemiological profile #2 as described in Black RE, Morris SS & Bryce J. Where and why are 10 million children dying every year. *Lancet* 2003; 361: 2226-34.

## Nutrition

- % low birth weight 11
- % under-fives stunted 32
- % under-fives underweight 18



## Child Survival Intervention Coverage



## National Health Policies

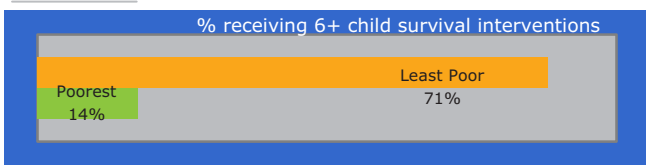
- Int'l Code of Marketing Breastmilk Substitutes
- New ORS formula
- Use of zinc for treatment of diarrhoea
- Hib vaccine in schedule as of 31 December 2004
- Community treatment of pneumonia with antibiotics

- |   |  |                                  |
|---|--|----------------------------------|
| <input checked="" type="checkbox"/> YES | <input type="checkbox"/> NO            | <input type="checkbox"/> Partial |
| <input type="checkbox"/> YES            | <input checked="" type="checkbox"/> NO | <input type="checkbox"/> Partial |
| <input type="checkbox"/> YES            | <input checked="" type="checkbox"/> NO | <input type="checkbox"/> Partial |
| <input type="checkbox"/> YES            | <input checked="" type="checkbox"/> NO | <input type="checkbox"/> Partial |
| <input type="checkbox"/> YES            | <input checked="" type="checkbox"/> NO | <input type="checkbox"/> Partial |

## Determinants of Coverage

- Policies and Political Commitment [under development]
- Human Resources [under development]
- Financial Flows: Per capita total expenditure on health at average exchange rate (USD) 2002 31

## Equity




# CENTRAL AFRICAN REPUBLIC

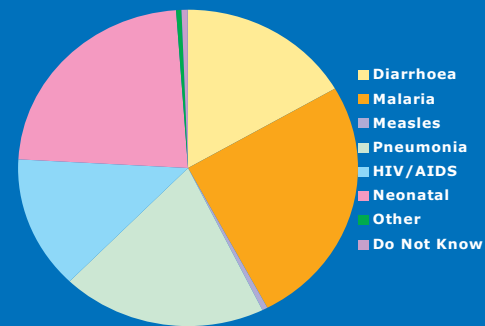
## Demographics

- Total under-five population 636,000
- Under-five mortality rank 15
- Under-one mortality rate 115
- Neonatal mortality rate 42

- Under-five mortality rate



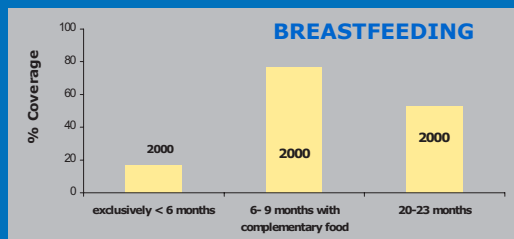
## Epidemiological Profile



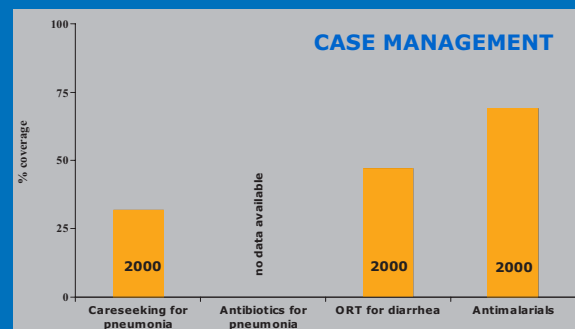
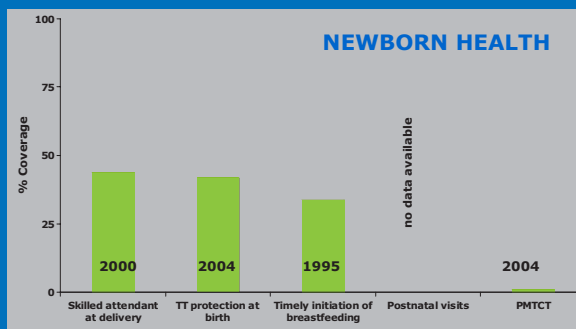

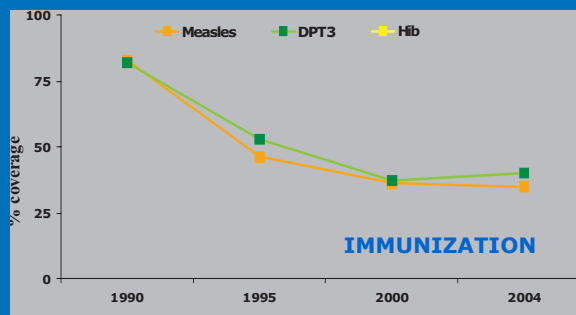
\*These estimates are not country specific. Based on epidemiological profile #4 as described in Black RE, Morris SS & Bryce J. Where and why are 10 million children dying every year. *Lancet* 2003; 361: 2226-34.

## Nutrition

- % low birth weight 14
- % under-fives stunted 39
- % under-fives underweight 24



## Child Survival Intervention Coverage



## National Health Policies

- Int'l Code of Marketing Breastmilk Substitutes
- New ORS formula
- Use of zinc for treatment of diarrhoea
- Hib vaccine in schedule as of 31 December 2004
- Community treatment of pneumonia with antibiotics

- |                              |  |                                  |
|------------------------------|--|----------------------------------|
| <input type="checkbox"/> YES | <input checked="" type="checkbox"/> NO | <input type="checkbox"/> Partial |
| <input type="checkbox"/> YES | <input checked="" type="checkbox"/> NO | <input type="checkbox"/> Partial |
| <input type="checkbox"/> YES | <input checked="" type="checkbox"/> NO | <input type="checkbox"/> Partial |
| <input type="checkbox"/> YES | <input checked="" type="checkbox"/> NO | <input type="checkbox"/> Partial |
| <input type="checkbox"/> YES | <input checked="" type="checkbox"/> NO | <input type="checkbox"/> Partial |

## Determinants of Coverage

- Policies and Political Commitment [under development]
- Human Resources [under development]
- Financial Flows: Per capita total expenditure on health at average exchange rate (USD) 2002 11

## Equity


**DATA NOT AVAILABLE**

# CHAD

## Demographics

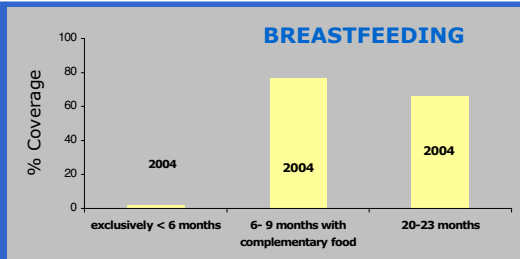
- Total under-five population 1,804,000
- Under-five mortality rank 12
- Under-one mortality rate 117
- Neonatal mortality rate 44

- Under-five mortality rate

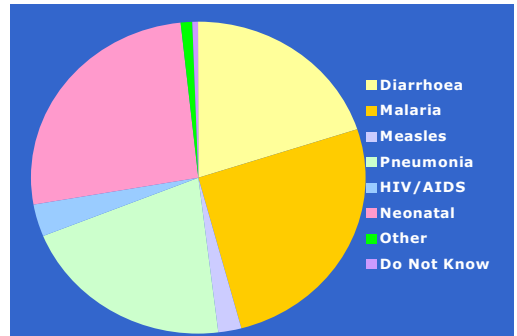


## Nutrition

- % low birth weight 10
- % under-fives stunted 29
- % under-fives underweight 28

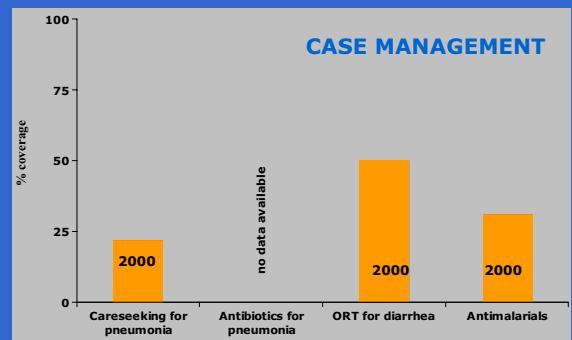
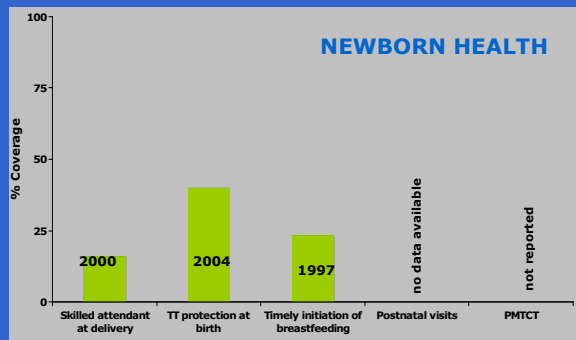

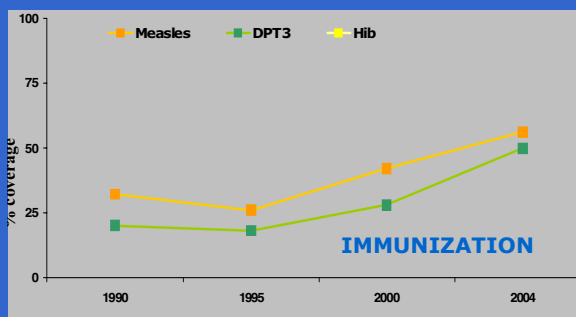


## Epidemiological Profile



\*These estimates are not country specific. Based on epidemiological profile #2 as described in Black RE, Morris SS & Bryce J. Where and why are 10 million children dying every year. *Lancet* 2003; 361: 2226-34.

## Child Survival Intervention Coverage



## National Health Policies

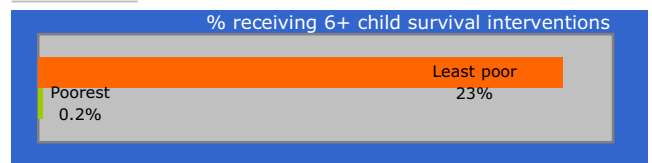
- Int'l Code of Marketing Breastmilk Substitutes
- New ORS formula
- Use of zinc for treatment of diarrhoea
- Hib vaccine in schedule as of 31 December 2004
- Community treatment of pneumonia with antibiotics

- |                              |  |                                  |
|------------------------------|--|----------------------------------|
| <input type="checkbox"/> YES | <input checked="" type="checkbox"/> NO | <input type="checkbox"/> Partial |
| <input type="checkbox"/> YES | <input checked="" type="checkbox"/> NO | <input type="checkbox"/> Partial |
| <input type="checkbox"/> YES | <input checked="" type="checkbox"/> NO | <input type="checkbox"/> Partial |
| <input type="checkbox"/> YES | <input checked="" type="checkbox"/> NO | <input type="checkbox"/> Partial |
| <input type="checkbox"/> YES | <input checked="" type="checkbox"/> NO | <input type="checkbox"/> Partial |

## Determinants of Coverage

- Policies and Political Commitment *[under development]*
- Human Resources *[under development]*
- Financial Flows:  
Per capita total expenditure on health at average exchange rate (USD) 2002 14

## Equity




# CHINA

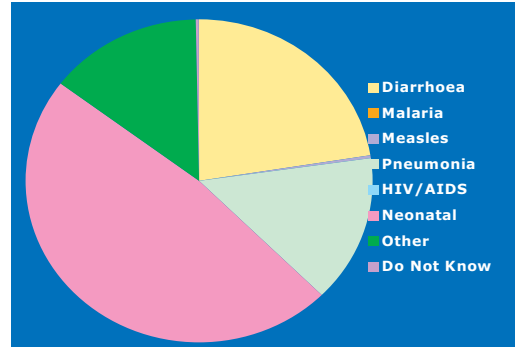
## Demographics

- Total under-five population 86,055,000
- Under-five mortality rank 93
- Under-one mortality rate 26
- Neonatal mortality rate —

- Under-five mortality rate



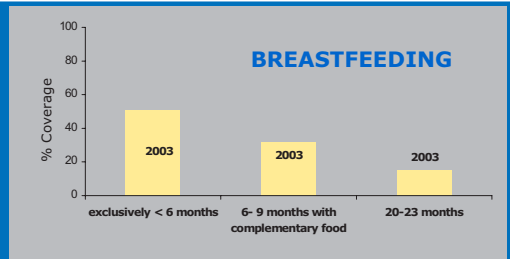
## Epidemiological Profile



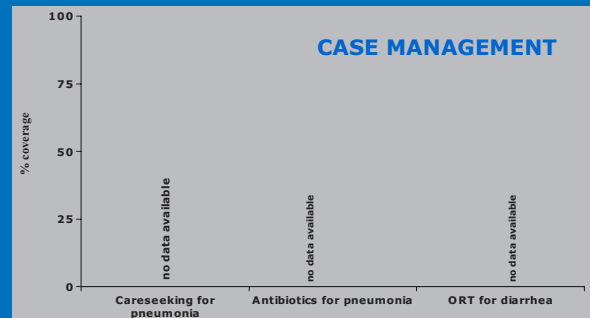
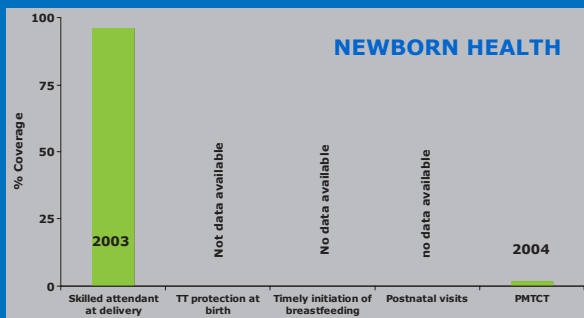
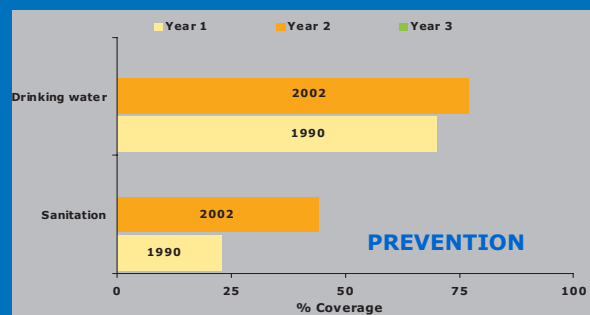
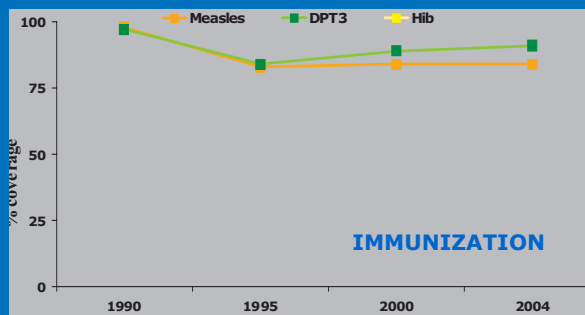
\*These estimates are not country specific. Based on epidemiological profile #3 as described in Black RE, Morris SS & Bryce J. Where and why are 10 million children dying every year. *Lancet* 2003; 361: 2226-34.

## Nutrition

- % low birth weight 4
- % under-fives stunted 14
- % under-fives underweight 8



## Child Survival Intervention Coverage



## National Health Policies

- Int'l Code of Marketing Breastmilk Substitutes
- New ORS formula
- Use of zinc for treatment of diarrhoea
- Hib vaccine in schedule as of 31 December 2004
- Community treatment of pneumonia with antibiotics

- |                              |  |   |
|------------------------------|--|---|
| <input type="checkbox"/> YES | <input type="checkbox"/> NO            | <input checked="" type="checkbox"/> Partial |
| <input type="checkbox"/> YES | <input checked="" type="checkbox"/> NO | <input type="checkbox"/> Partial            |
| <input type="checkbox"/> YES | <input checked="" type="checkbox"/> NO | <input type="checkbox"/> Partial            |
| <input type="checkbox"/> YES | <input checked="" type="checkbox"/> NO | <input type="checkbox"/> Partial            |
| <input type="checkbox"/> YES | <input checked="" type="checkbox"/> NO | <input type="checkbox"/> Partial            |

## Determinants of Coverage

- Policies and Political Commitment [under development]
- Human Resources [under development]
- Financial Flows: Per capita total expenditure on health at average exchange rate (USD) 2002 63

## Equity

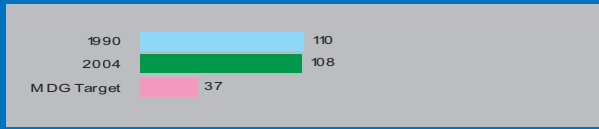
DATA NOT AVAILABLE

# CONGO

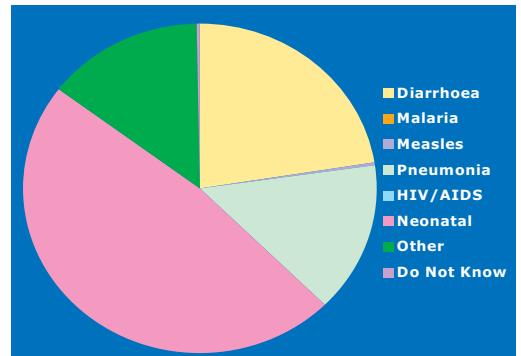
## Demographics

- Total under-five population 727,000
- Under-five mortality rank 44
- Under-one mortality rate 81
- Neonatal mortality rate —

- Under-five mortality rate



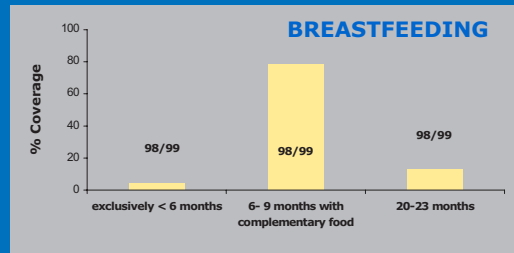
## Epidemiological Profile




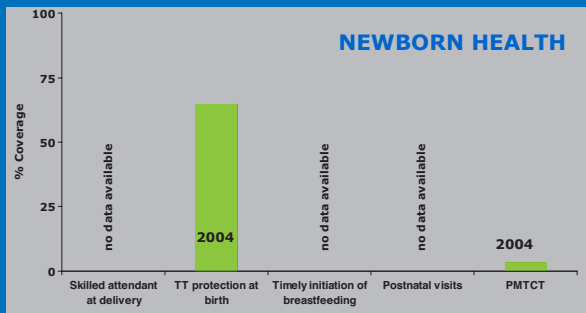
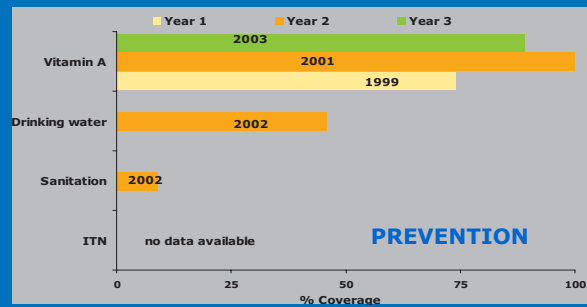
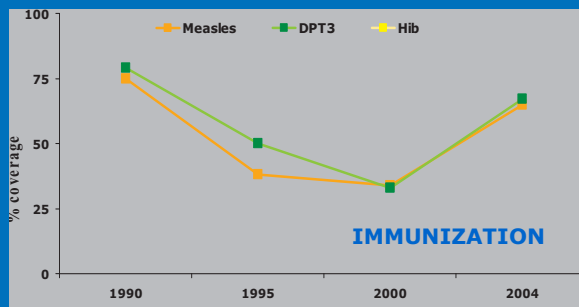
\*These estimates are not country specific. Based on epidemiological profile #3 as described in Black RE, Morris SS & Bryce J. Where and why are 10 million children dying every year. *Lancet* 2003; 361: 2226-34.

## Nutrition

- % low birth weight —
- % under-fives stunted 19
- % under-fives underweight 14



## Child Survival Intervention Coverage



## National Health Policies

- Int'l Code of Marketing Breastmilk Substitutes
- New ORS formula
- Use of zinc for treatment of diarrhoea
- Hib vaccine in schedule as of 31 December 2004
- Community treatment of pneumonia with antibiotics

- |                              |  |   |
|------------------------------|--|---|
| <input type="checkbox"/> YES | <input type="checkbox"/> NO            | <input checked="" type="checkbox"/> Partial |
| <input type="checkbox"/> YES | <input checked="" type="checkbox"/> NO | <input type="checkbox"/> Partial            |
| <input type="checkbox"/> YES | <input checked="" type="checkbox"/> NO | <input type="checkbox"/> Partial            |
| <input type="checkbox"/> YES | <input checked="" type="checkbox"/> NO | <input type="checkbox"/> Partial            |
| <input type="checkbox"/> YES | <input checked="" type="checkbox"/> NO | <input type="checkbox"/> Partial            |

## Determinants of Coverage

- Policies and Political Commitment *[under development]*
- Human Resources *[under development]*
- Financial Flows:  
Per capita total expenditure on health at average exchange rate (USD) 2002 18

## Equity

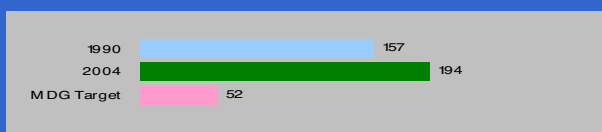
**DATA NOT AVAILABLE**

# COTE D'IVOIRE

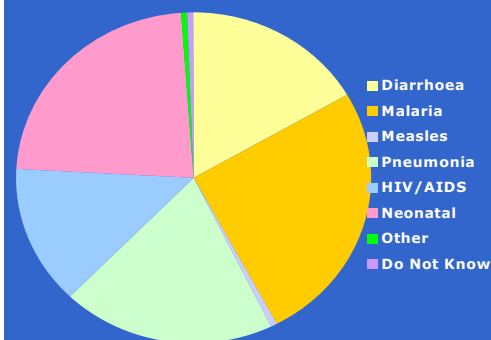
## Demographics

- Total under-five population 2,751,000
- Under-five mortality rank 14
- Under-one mortality rate 117
- Neonatal mortality rate 62

- Under-five mortality rate



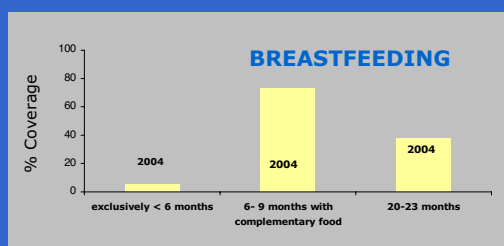
## Epidemiological Profile



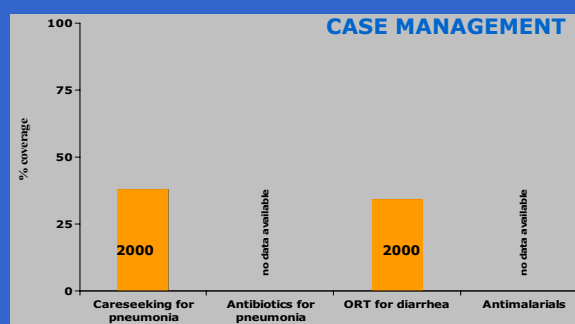
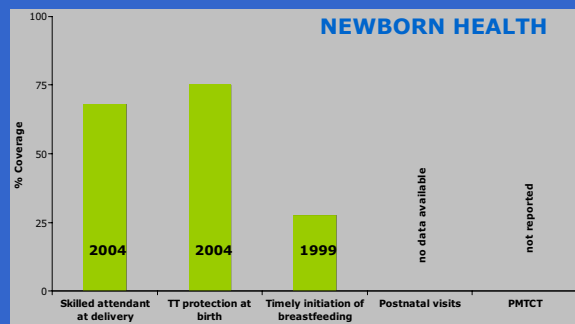

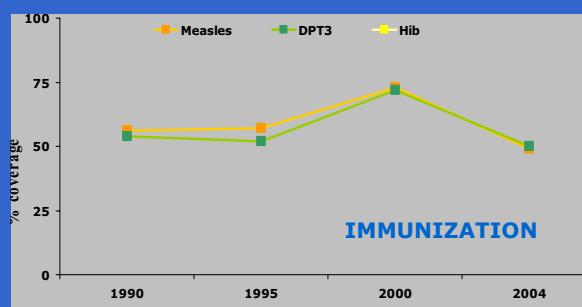
\*These estimates are not country specific. Based on epidemiological profile #4 as described in Black RE, Morris SS & Bryce J. Where and why are 10 million children dying every year. *Lancet* 2003; 361: 2226-34.

## Nutrition

- % low birth weight 17
- % under-fives stunted 21
- % under-fives underweight 17



## Child Survival Intervention Coverage



## National Health Policies

- Int'l Code of Marketing Breastmilk Substitutes  YES  NO  Partial
- New ORS formula (*no data available*)  YES  NO  Partial
- Use of zinc for treatment of diarrhoea (*no data available*)  YES  NO  Partial
- Hib vaccine in schedule as of 31 December 2004  YES  NO  Partial
- Community treatment of pneumonia with antibiotics (*no data available*)  YES  NO  Partial

## Determinants of Coverage

- Policies and Political Commitment [*under development*]
- Human Resources [*under development*]
- Financial Flows:  
Per capita total expenditure on health at average exchange rate (USD) 2002 44

## Equity

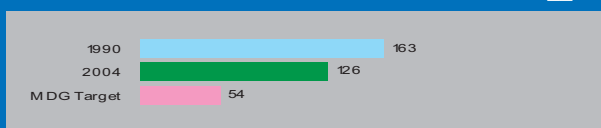
DATA NOT AVAILABLE

# DJIBOUTI

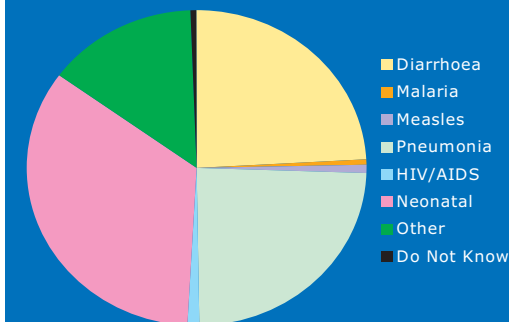
## Demographics

- Total under-five population 120,000
- Under-five mortality rank 31
- Under-one mortality rate 101
- Neonatal mortality rate —

- Under-five mortality rate



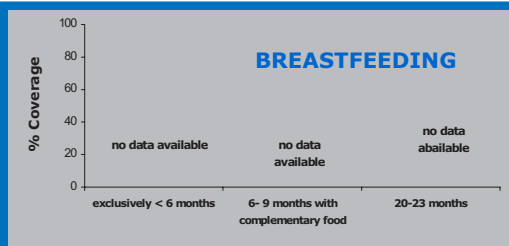
## Epidemiological Profile



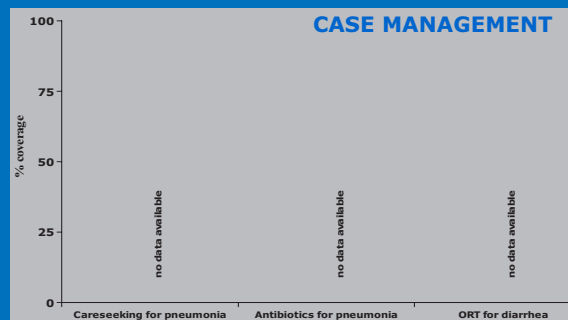
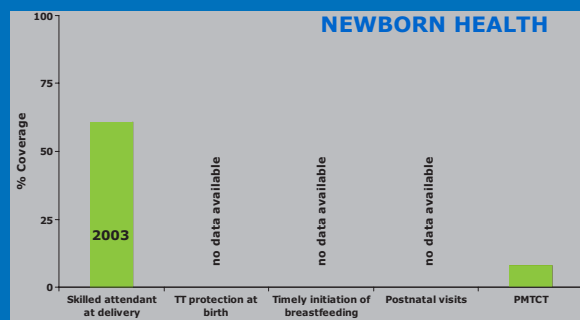

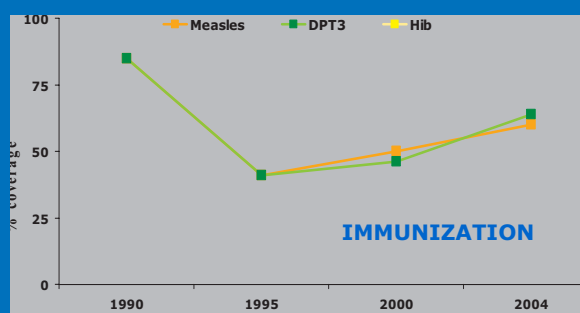
\*These estimates are **not** country specific. Based on epidemiological profile #4 as described in Black RE, Morris SS & Bryce J. Where and why are 10 million children dying every year. *Lancet* 2003; **361**: 2226-34.

## Nutrition

- % low birth weight —
- % under-fives stunted 26
- % under-fives underweight 18



## Child Survival Intervention Coverage



## National Health Policies

- Int'l Code of Marketing Breastmilk Substitutes
- New ORS formula
- Use of zinc for treatment of diarrhoea
- Hib vaccine in schedule as of 31 December 2004
- Community treatment of pneumonia with antibiotics

- |   |  |   |
|---|--|---|
| <input type="checkbox"/> YES            | <input type="checkbox"/> NO            | <input checked="" type="checkbox"/> Partial |
| <input checked="" type="checkbox"/> YES | <input type="checkbox"/> NO            | <input type="checkbox"/> Partial            |
| <input type="checkbox"/> YES            | <input checked="" type="checkbox"/> NO | <input type="checkbox"/> Partial            |
| <input type="checkbox"/> YES            | <input checked="" type="checkbox"/> NO | <input type="checkbox"/> Partial            |

## Determinants of Coverage

- Policies and Political Commitment [under development]
- Human Resources [under development]
- Financial Flows
- per capita total expenditure on health at average exchange rate (USD) 2002 54

## Equity


DATA NOT AVAILABLE

# CONGO, Democratic Republic of

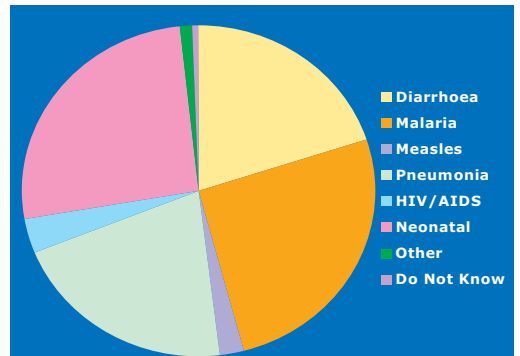
## Demographics

- Total under-five population 10,829,000
- Under-five mortality rank 8
- Under-one mortality rate 129
- Neonatal mortality rate —

- Under-five mortality rate



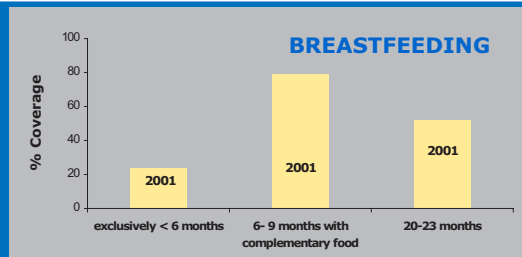
## Epidemiological Profile




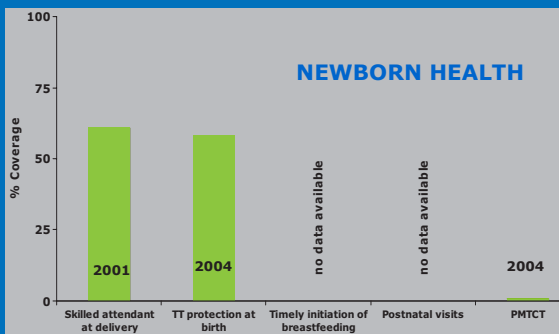
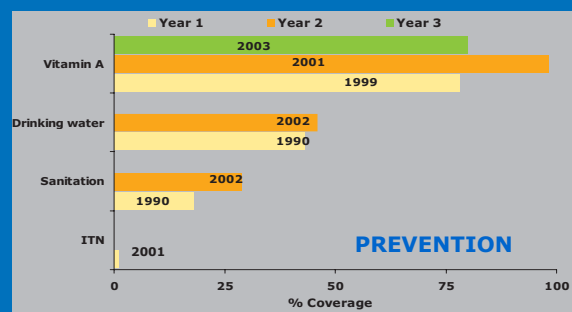
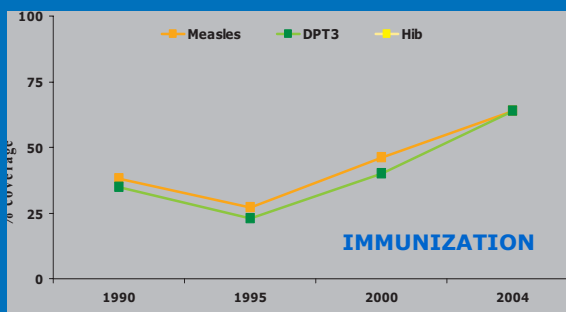
\*These estimates are not country specific. Based on epidemiological profile #2 as described in Black RE, Morris SS & Bryce J. Where and why are 10 million children dying every year. *Lancet* 2003; 361: 2226-34.

## Nutrition

- % low birth weight 12
- % under-fives stunted 38
- % under-fives underweight 31



## Child Survival Intervention Coverage



## National Health Policies

- Int'l Code of Marketing Breastmilk Substitutes
- New ORS formula
- Use of zinc for treatment of diarrhoea
- Hib vaccine in schedule as of 31 December 2004
- Community treatment of pneumonia with antibiotics

- |   |  |   |
|---|--|---|
| <input type="checkbox"/> YES            | <input type="checkbox"/> NO            | <input checked="" type="checkbox"/> Partial |
| <input checked="" type="checkbox"/> YES | <input type="checkbox"/> NO            | <input type="checkbox"/> Partial            |
| <input type="checkbox"/> YES            | <input type="checkbox"/> NO            | <input checked="" type="checkbox"/> Partial |
| <input type="checkbox"/> YES            | <input checked="" type="checkbox"/> NO | <input type="checkbox"/> Partial            |
| <input checked="" type="checkbox"/> YES | <input type="checkbox"/> NO            | <input type="checkbox"/> Partial            |

## Determinants of Coverage

- Policies and Political Commitment [under development]
- Human Resources [under development]
- Financial Flows: Per capita total expenditure on health at average exchange rate (USD) 2002 4

## Equity

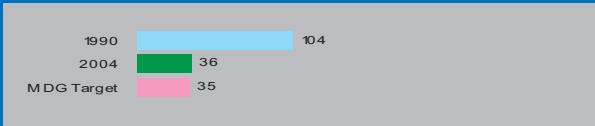
**DATA NOT AVAILABLE**

# EGYPT

## Demographics

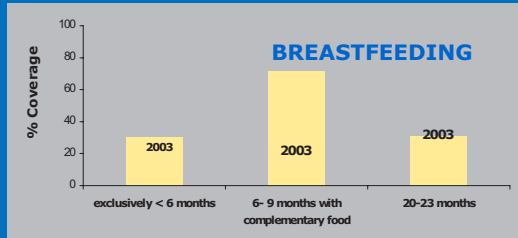
- Total under-five population 8,795,000
- Under-five mortality rank 86
- Under-one mortality rate 26
- Neonatal mortality rate 24

- Under-five mortality rate

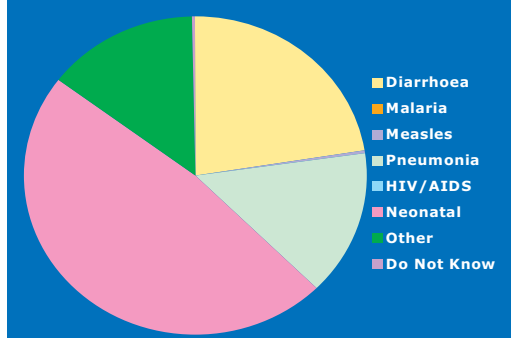


## Nutrition

- % low birth weight 12
- % under-fives stunted 16
- % under-fives underweight 9

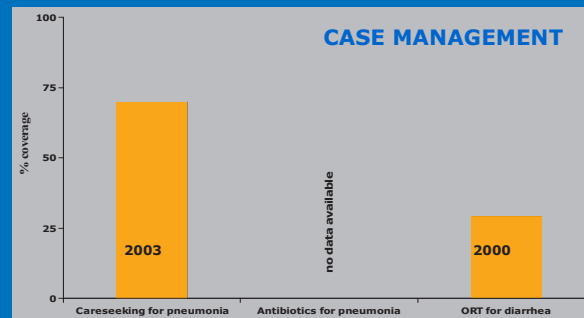
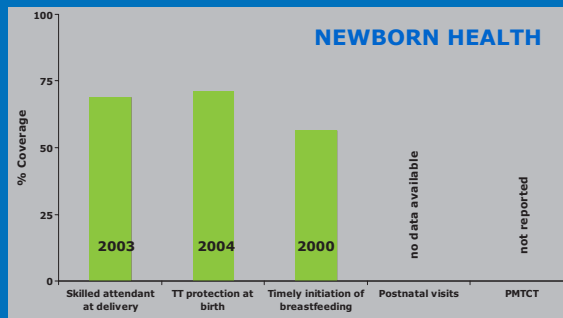

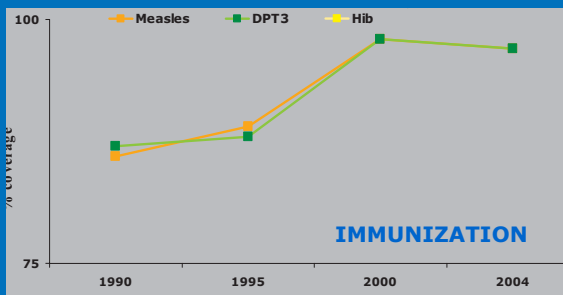


## Epidemiological Profile



\*These estimates are not country specific. Based on epidemiological profile #3 as described in Black RE, Morris SS & Bryce J. Where and why are 10 million children dying every year. *Lancet* 2003; 361: 2226-34.

## Child Survival Intervention Coverage



## National Health Policies


- Int'l Code of Marketing Breastmilk Substitutes
- New ORS formula
- Use of zinc for treatment of diarrhoea
- Hib vaccine in schedule as of 31 December 2004
- Community treatment of pneumonia with antibiotics

- |                              |  |   |
|------------------------------|--|---|
| <input type="checkbox"/> YES | <input type="checkbox"/> NO            | <input checked="" type="checkbox"/> Partial |
| <input type="checkbox"/> YES | <input checked="" type="checkbox"/> NO | <input type="checkbox"/> Partial            |
| <input type="checkbox"/> YES | <input checked="" type="checkbox"/> NO | <input type="checkbox"/> Partial            |
| <input type="checkbox"/> YES | <input checked="" type="checkbox"/> NO | <input type="checkbox"/> Partial            |
| <input type="checkbox"/> YES | <input checked="" type="checkbox"/> NO | <input type="checkbox"/> Partial            |

## Determinants of Coverage

- Policies and Political Commitment [under development]
- Human Resources [under development]
- Financial Flows: Per capita total expenditure on health at average exchange rate (USD) 2002 59

## Equity




# EQUATORIAL GUINEA

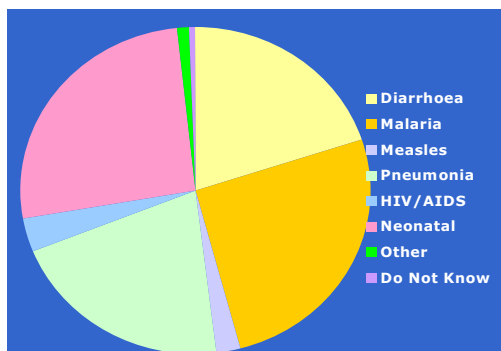
## Demographics

- Total under-five population 86,000
- Under-five mortality rank 9
- Under-one mortality rate 122
- Neonatal mortality rate —

- Under-five mortality rate



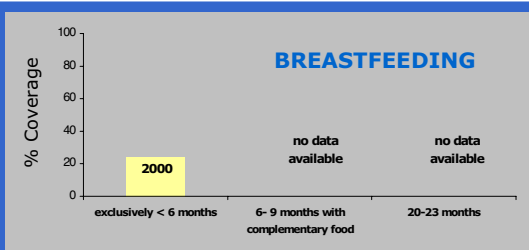
## Epidemiological Profile



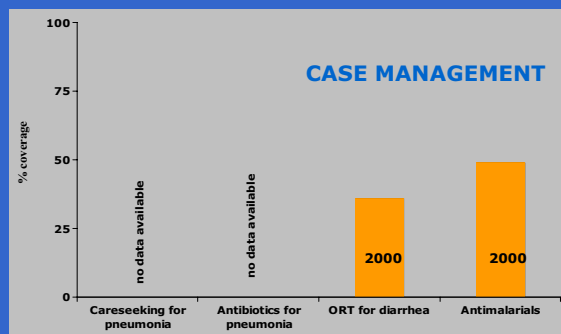
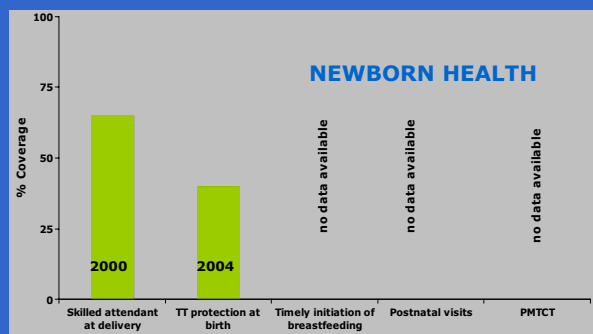

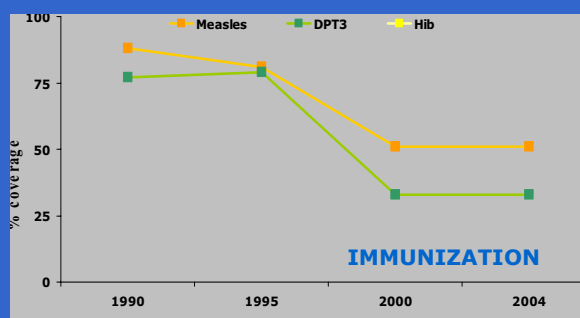
\*These estimates are not country specific. Based on epidemiological profile #2 as described in Black RE, Morris SS & Bryce J. Where and why are 10 million children dying every year. *Lancet* 2003; 361: 2226-34.

## Nutrition

- % low birth weight 13
- % under-fives stunted 39
- % under-fives underweight 19



## Child Survival Intervention Coverage



## National Health Policies

- Int'l Code of Marketing Breastmilk Substitutes (no data available)
- New ORS formula
- Use of zinc for treatment of diarrhoea
- Hib vaccine in schedule as of 31 December 2004
- Community treatment of pneumonia with antibiotics

- |                              |  |                                  |
|------------------------------|--|----------------------------------|
| <input type="checkbox"/> YES | <input type="checkbox"/> NO            | <input type="checkbox"/> Partial |
| <input type="checkbox"/> YES | <input checked="" type="checkbox"/> NO | <input type="checkbox"/> Partial |
| <input type="checkbox"/> YES | <input checked="" type="checkbox"/> NO | <input type="checkbox"/> Partial |
| <input type="checkbox"/> YES | <input checked="" type="checkbox"/> NO | <input type="checkbox"/> Partial |
| <input type="checkbox"/> YES | <input checked="" type="checkbox"/> NO | <input type="checkbox"/> Partial |

## Determinants of Coverage

- Policies and Political Commitment [under development]
- Human Resources [under development]
- Financial Flows: Per capita total expenditure on health at average exchange rate (USD) 2002 83

## Equity


DATA NOT AVAILABLE

# ETHIOPIA

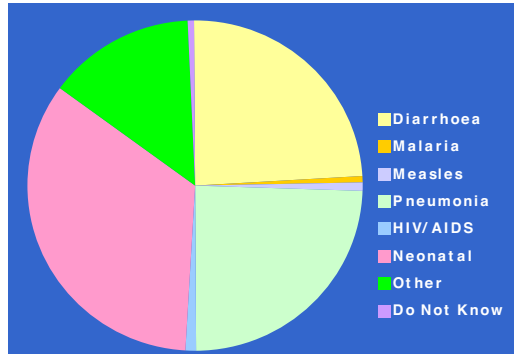
## Demographics

- Total under-five population 12,861,000
- Under-five mortality rank 20
- Under-one mortality rate 110
- Neonatal mortality rate 49

### Under-five mortality rate



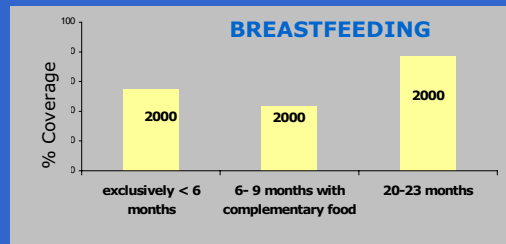
## Epidemiological Profile



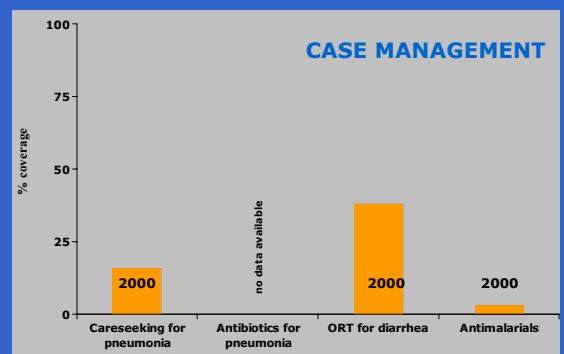
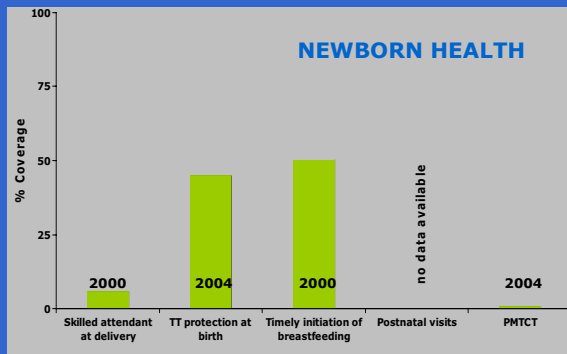

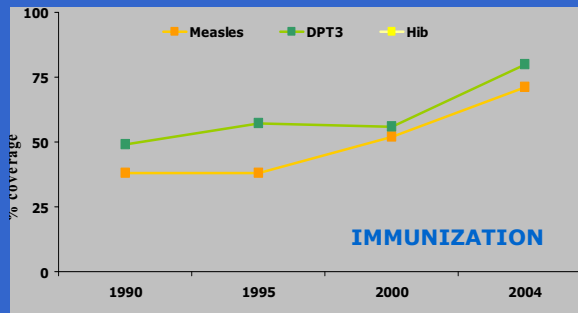
\*These estimates are not country specific. Based on epidemiological profile #1 as described in Black RE, Morris SS & Bryce J. Where and why are 10 million children dying every year. *Lancet* 2003; 361: 2226-34.

## Nutrition

- % low birth weight 15
- % under-fives stunted 52
- % under-fives underweight 47



## Child Survival Intervention Coverage



## National Health Policies

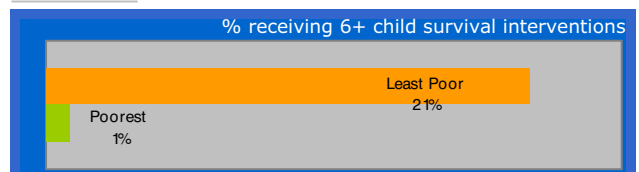
- Int'l Code of Marketing Breastmilk Substitutes
- New ORS formula
- Use of zinc for treatment of diarrhoea
- Hib vaccine in schedule as of 31 December 2004
- Community treatment of pneumonia with antibiotics

- |   |  |   |
|---|--|---|
| <input type="checkbox"/> YES            | <input type="checkbox"/> NO            | <input checked="" type="checkbox"/> Partial |
| <input checked="" type="checkbox"/> YES | <input type="checkbox"/> NO            | <input type="checkbox"/> Partial            |
| <input checked="" type="checkbox"/> YES | <input type="checkbox"/> NO            | <input type="checkbox"/> Partial            |
| <input type="checkbox"/> YES            | <input checked="" type="checkbox"/> NO | <input type="checkbox"/> Partial            |
| <input type="checkbox"/> YES            | <input checked="" type="checkbox"/> NO | <input type="checkbox"/> Partial            |

## Determinants of Coverage

- Policies and Political Commitment [under development]
- Human Resources [under development]
- Financial Flows: Per capita total expenditure on health at average exchange rate (USD) 2002 5

## Equity

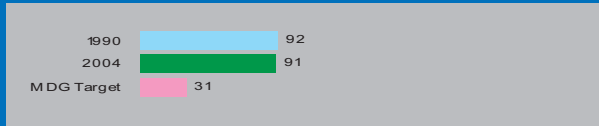


# GABON

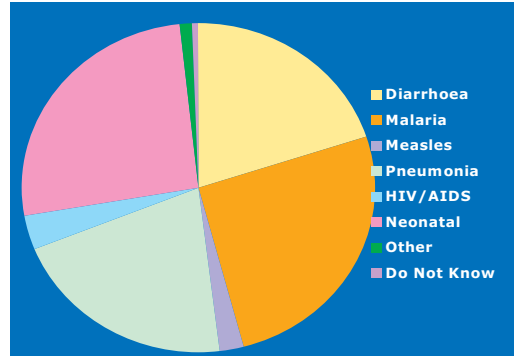
## Demographics

- Total under-five population 193,000
- Under-five mortality rank 49
- Under-one mortality rate 60
- Neonatal mortality rate 30

- Under-five mortality rate



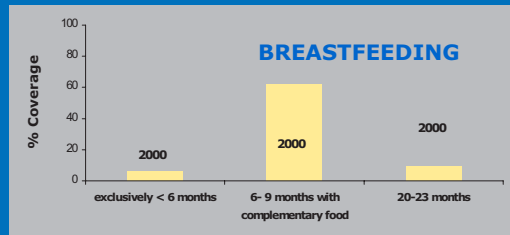
## Epidemiological Profile



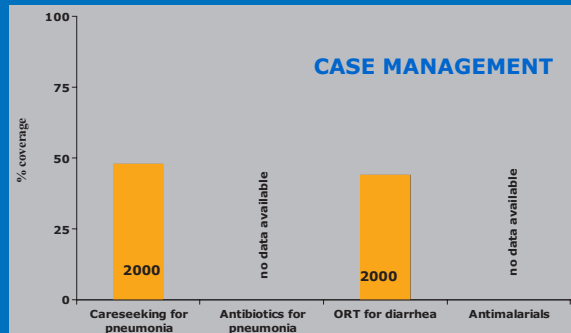
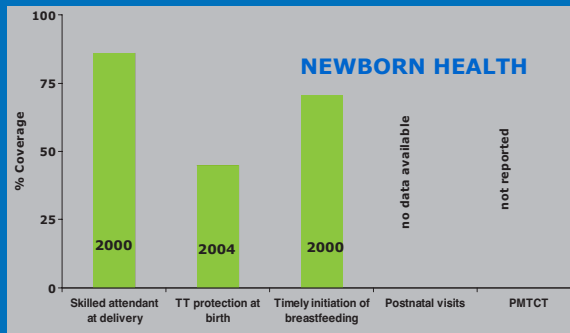
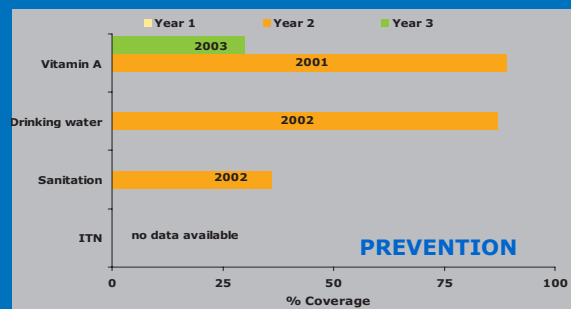
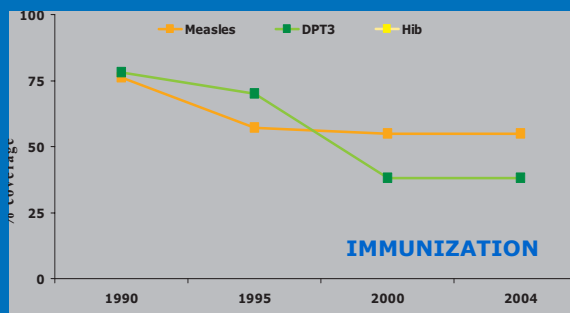
\*These estimates are not country specific. Based on epidemiological profile #2 as described in Black RE, Morris SS & Bryce J. Where and why are 10 million children dying every year. *Lancet* 2003; 361: 2226-34.

## Nutrition

- % low birth weight 14
- % under-fives stunted 21
- % under-fives underweight 12



## Child Survival Intervention Coverage



## National Health Policies

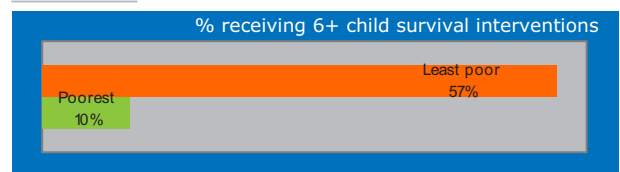
- Int'l Code of Marketing Breastmilk Substitutes
- New ORS formula
- Use of zinc for treatment of diarrhoea
- Hib vaccine in schedule as of 31 December 2004
- Community treatment of pneumonia with antibiotics

- |   |  |   |
|---|--|---|
| <input checked="" type="checkbox"/> YES | <input type="checkbox"/> NO            | <input type="checkbox"/> Partial            |
| <input checked="" type="checkbox"/> YES | <input type="checkbox"/> NO            | <input type="checkbox"/> Partial            |
| <input type="checkbox"/> YES            | <input type="checkbox"/> NO            | <input checked="" type="checkbox"/> Partial |
| <input type="checkbox"/> YES            | <input checked="" type="checkbox"/> NO | <input type="checkbox"/> Partial            |
| <input checked="" type="checkbox"/> YES | <input type="checkbox"/> NO            | <input type="checkbox"/> Partial            |

## Determinants of Coverage

- Policies and Political Commitment [under development]
- Human Resources [under development]
- Financial Flows: Per capita total expenditure on health at average exchange rate (USD) 2002 159

## Equity

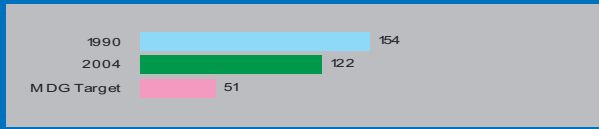


# GAMBIA

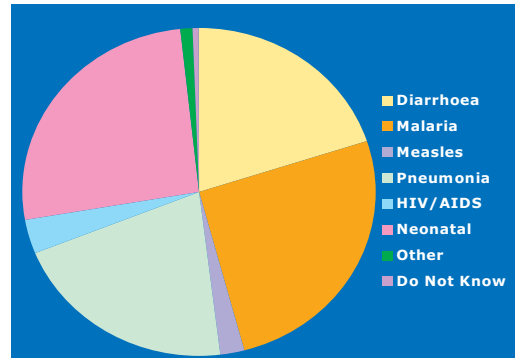
## Demographics

- Total under-five population 228,000
- Under-five mortality rank 36
- Under-one mortality rate 89
- Neonatal mortality rate —

- Under-five mortality rate



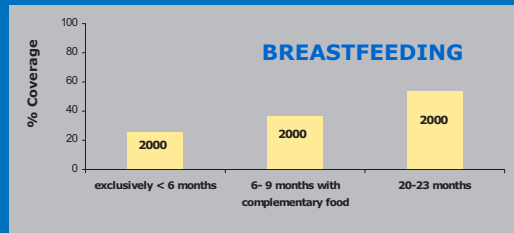
## Epidemiological Profile



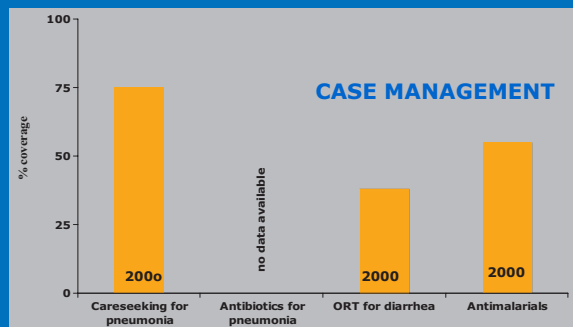
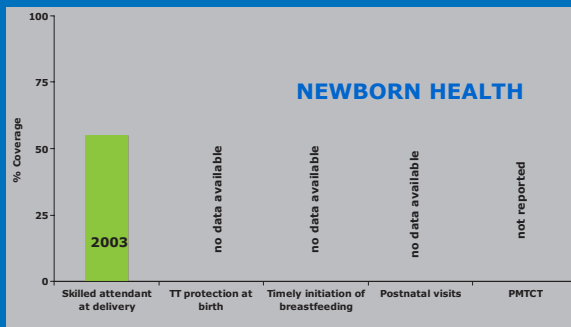
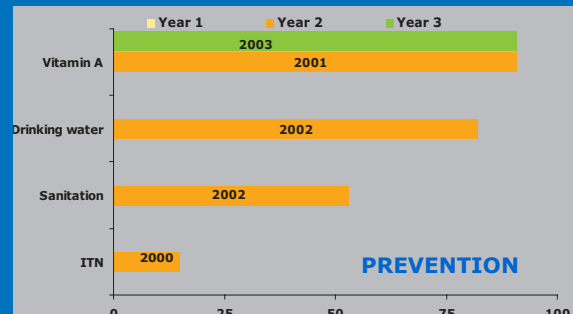
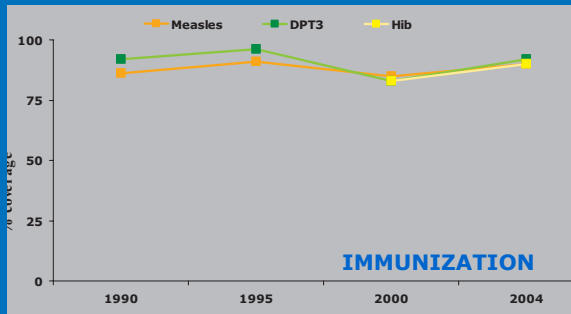
\*These estimates are not country specific. Based on epidemiological profile #2 as described in Black RE, Morris SS & Bryce J. Where and why are 10 million children dying every year. *Lancet* 2003; 361: 2226-34.

## Nutrition

- % low birth weight 17
- % under-fives stunted 19
- % under-fives underweight 17



## Child Survival Intervention Coverage



## National Health Policies

- Int'l Code of Marketing Breastmilk Substitutes
- New ORS formula
- Use of zinc for treatment of diarrhoea
- Hib vaccine in schedule as of 31 December 2004
- Community treatment of pneumonia with antibiotics

- |   |  |   |
|---|--|---|
| <input type="checkbox"/> YES            | <input type="checkbox"/> NO            | <input checked="" type="checkbox"/> Partial |
| <input type="checkbox"/> YES            | <input checked="" type="checkbox"/> NO | <input type="checkbox"/> Partial            |
| <input type="checkbox"/> YES            | <input checked="" type="checkbox"/> NO | <input type="checkbox"/> Partial            |
| <input checked="" type="checkbox"/> YES | <input type="checkbox"/> NO            | <input type="checkbox"/> Partial            |
| <input checked="" type="checkbox"/> YES | <input type="checkbox"/> NO            | <input type="checkbox"/> Partial            |

## Determinants of Coverage

- Policies and Political Commitment [under development]
- Human Resources [under development]
- Financial Flows: Per capita total expenditure on health at average exchange rate (USD) 2002 18

## Equity


**DATA NOT AVAILABLE**

# GUINEA BISSAU

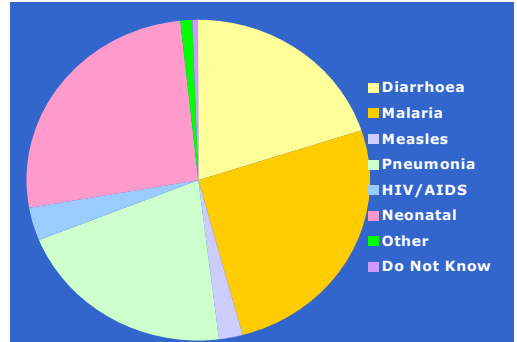
## Demographics

- Total under-five population 300,000
- Under-five mortality rank 10
- Under-one mortality rate 126
- Neonatal mortality rate —

### Under-five mortality rate



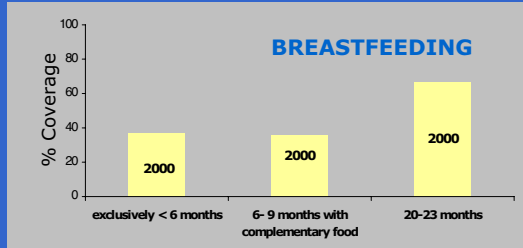
## Epidemiological Profile



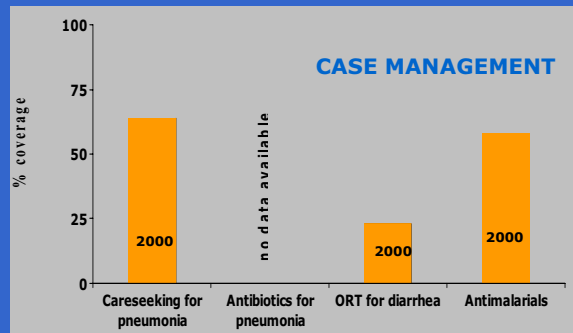
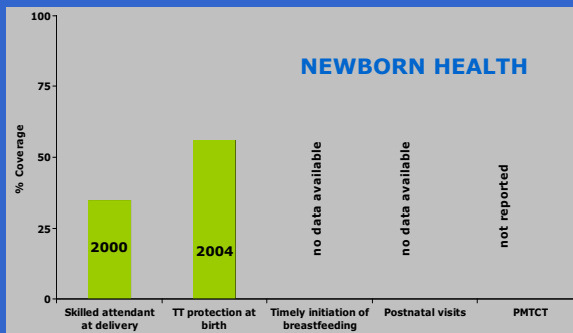
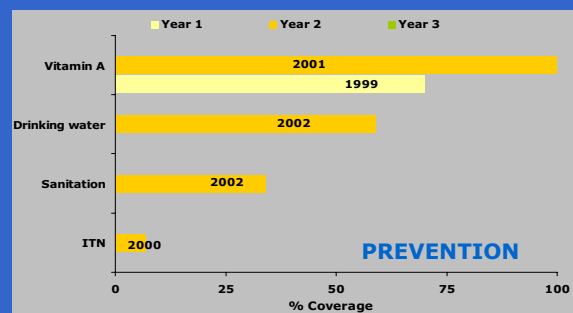
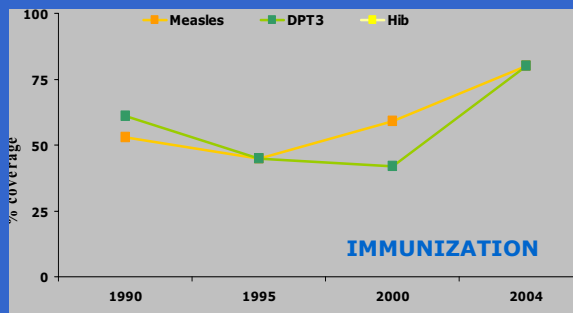
\*These estimates are not country specific. Based on epidemiological profile #2 as described in Black RE, Morris SS & Bryce J. Where and why are 10 million children dying every year. *Lancet* 2003; 361: 2226-34.

## Nutrition

- % low birth weight 22
- % under-fives stunted 30
- % under-fives underweight 25



## Child Survival Intervention Coverage



## National Health Policies

- Int'l Code of Marketing Breastmilk Substitutes
- New ORS formula
- Use of zinc for treatment of diarrhoea
- Hib vaccine in schedule as of 31 December 2004
- Community treatment of pneumonia with antibiotics

- |   |  |   |
|---|--|---|
| <input type="checkbox"/> YES            | <input type="checkbox"/> NO            | <input checked="" type="checkbox"/> Partial |
| <input checked="" type="checkbox"/> YES | <input type="checkbox"/> NO            | <input type="checkbox"/> Partial            |
| <input type="checkbox"/> YES            | <input checked="" type="checkbox"/> NO | <input type="checkbox"/> Partial            |
| <input type="checkbox"/> YES            | <input checked="" type="checkbox"/> NO | <input type="checkbox"/> Partial            |
| <input type="checkbox"/> YES            | <input checked="" type="checkbox"/> NO | <input type="checkbox"/> Partial            |

## Determinants of Coverage

- Policies and Political Commitment [under development]
- Human Resources [under development]
- Financial Flows: Per capita total expenditure on health at average exchange rate (USD) 2002 9

## Equity

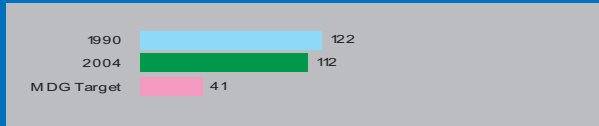
**DATA NOT AVAILABLE**

# GHANA

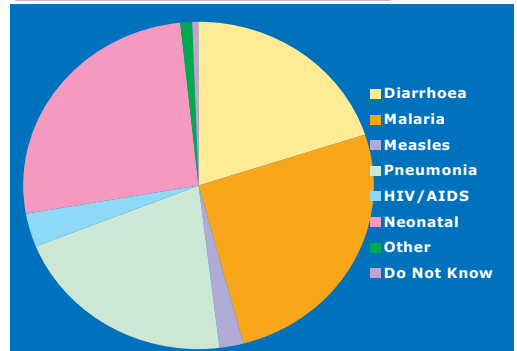
## Demographics

- Total under-five population 3,069,000
- Under-five mortality rank 42
- Under-one mortality rate 68
- Neonatal mortality rate 30

- Under-five mortality rate



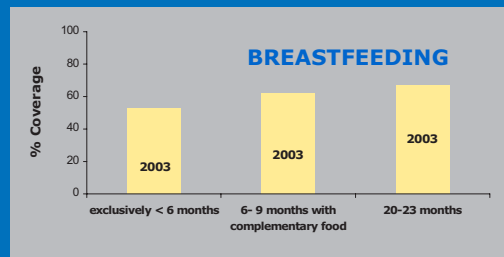
## Epidemiological Profile



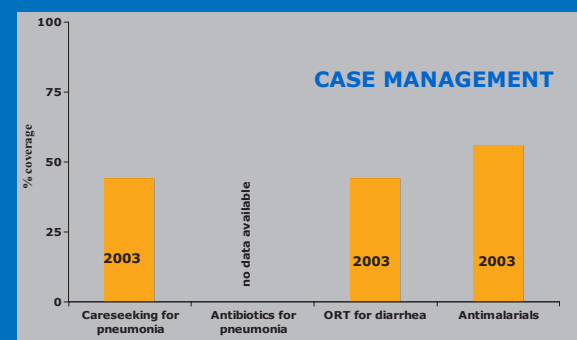
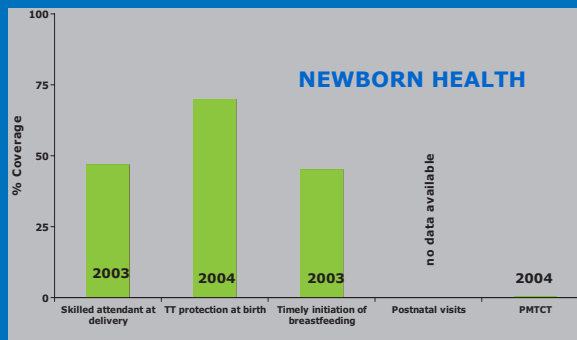
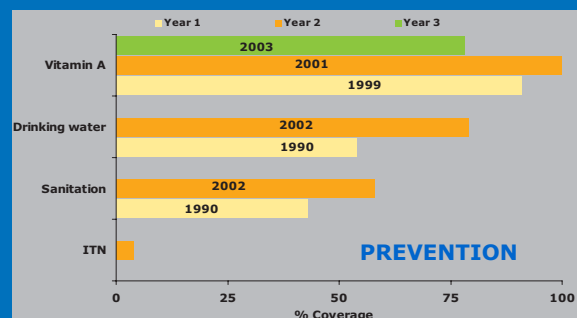
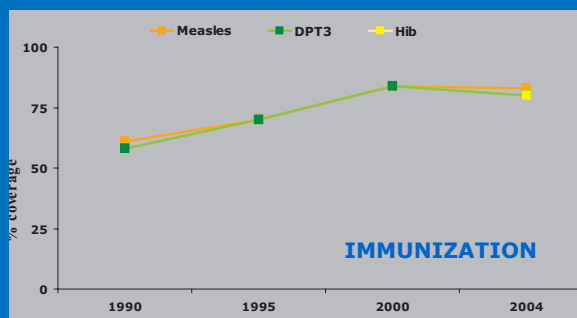
\*These estimates are not country specific. Based on epidemiological profile #2 as described in Black RE, Morris SS & Bryce J. Where and why are 10 million children dying every year. *Lancet* 2003; 361: 2226-34.

## Nutrition

- % low birth weight 16
- % under-fives stunted 30
- % under-fives underweight 22



## Child Survival Intervention Coverage



## National Health Policies

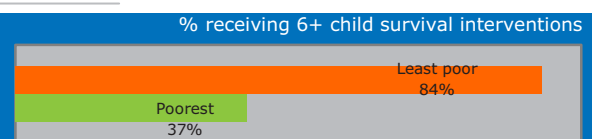
- Int'l Code of Marketing Breastmilk Substitutes
- New ORS formula
- Use of zinc for treatment of diarrhoea
- Hib vaccine in schedule as of 31 December 2004
- Community treatment of pneumonia with antibiotics

- |   |  |                                  |
|---|--|----------------------------------|
| <input checked="" type="checkbox"/> YES | <input type="checkbox"/> NO            | <input type="checkbox"/> Partial |
| <input type="checkbox"/> YES            | <input checked="" type="checkbox"/> NO | <input type="checkbox"/> Partial |
| <input type="checkbox"/> YES            | <input checked="" type="checkbox"/> NO | <input type="checkbox"/> Partial |
| <input checked="" type="checkbox"/> YES | <input type="checkbox"/> NO            | <input type="checkbox"/> Partial |
| <input type="checkbox"/> YES            | <input checked="" type="checkbox"/> NO | <input type="checkbox"/> Partial |

## Determinants of Coverage

- Policies and Political Commitment [under development]
- Human Resources [under development]
- Financial Flows: Per capita total expenditure on health at average exchange rate (USD) 2002 17

## Equity




# GUINEA

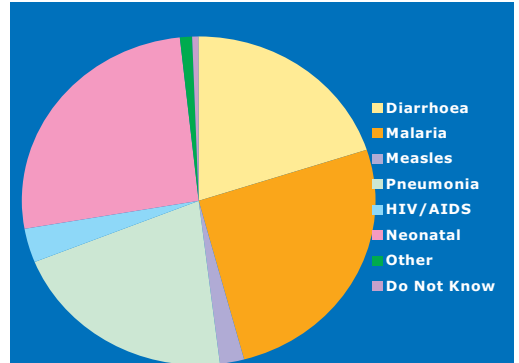
## Demographics

- Total under-five population 1,562,000
- Under-five mortality rank 22
- Under-one mortality rate 101
- Neonatal mortality rate 48

- Under-five mortality rate



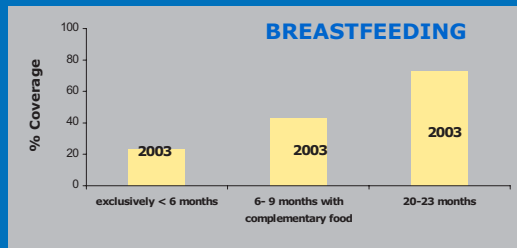
## Epidemiological Profile



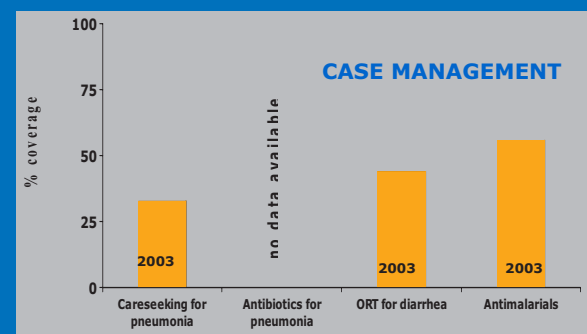
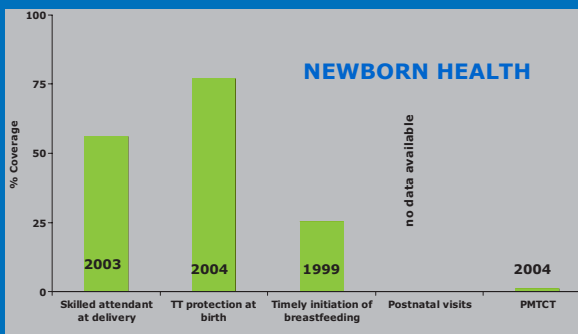

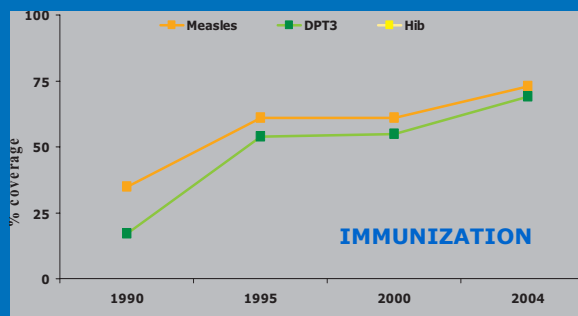
\*These estimates are not country specific. Based on epidemiological profile #2 as described in Black RE, Morris SS & Bryce J. Where and why are 10 million children dying every year. *Lancet* 2003; 361: 2226-34.

## Nutrition

- % low birth weight 16
- % under-fives stunted 35
- % under-fives underweight 26



## Child Survival Intervention Coverage



## National Health Policies

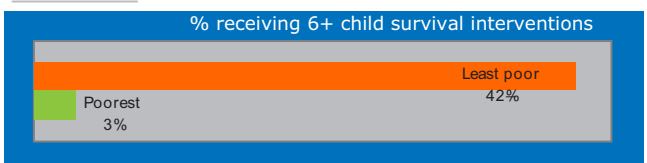
- Int'l Code of Marketing Breastmilk Substitutes
- New ORS formula
- Use of zinc for treatment of diarrhoea
- Hib vaccine in schedule as of 31 December 2004
- Community treatment of pneumonia with antibiotics

- |                              |  |   |
|------------------------------|--|---|
| <input type="checkbox"/> YES | <input type="checkbox"/> NO            | <input checked="" type="checkbox"/> Partial |
| <input type="checkbox"/> YES | <input checked="" type="checkbox"/> NO | <input type="checkbox"/> Partial            |
| <input type="checkbox"/> YES | <input checked="" type="checkbox"/> NO | <input type="checkbox"/> Partial            |
| <input type="checkbox"/> YES | <input checked="" type="checkbox"/> NO | <input type="checkbox"/> Partial            |
| <input type="checkbox"/> YES | <input checked="" type="checkbox"/> NO | <input type="checkbox"/> Partial            |

## Determinants of Coverage

- Policies and Political Commitment [under development]
- Human Resources [under development]
- Financial Flows: Per capita total expenditure on health at average exchange rate (USD) 2002 22

## Equity

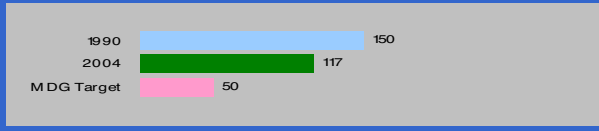


# HAITI

## Demographics

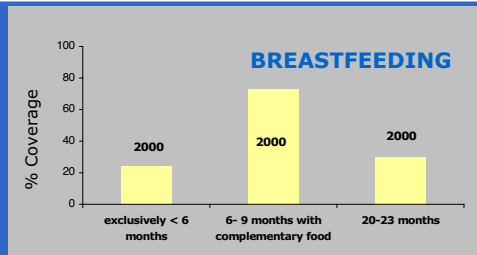
- Total under-five population 1,137,000
- Under-five mortality rank 40
- Under-one mortality rate 74
- Neonatal mortality rate 32

- Under-five mortality rate

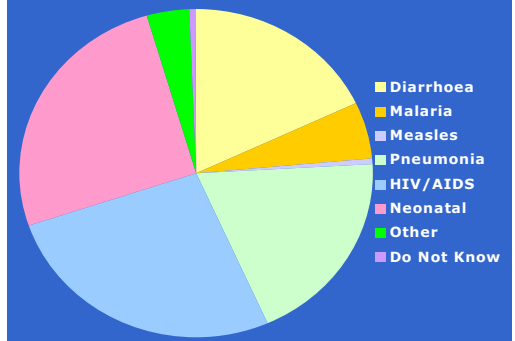


## Nutrition

- % low birth weight 21
- % under-fives stunted 23
- % under-fives underweight 17

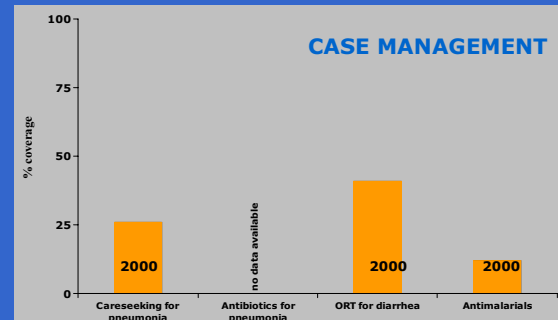
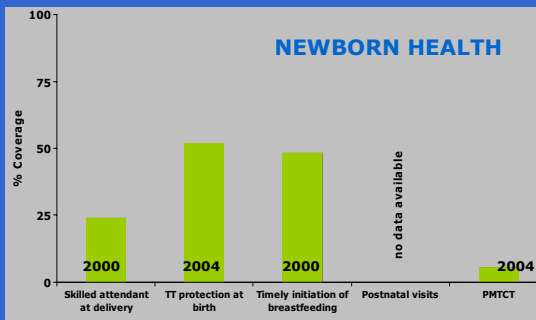
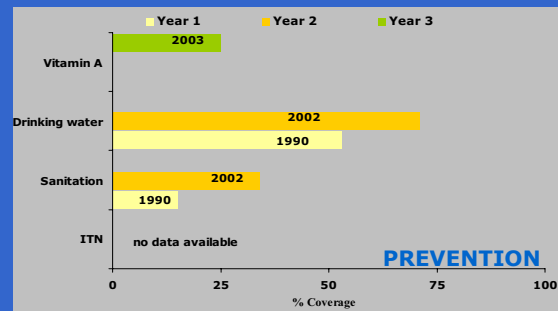
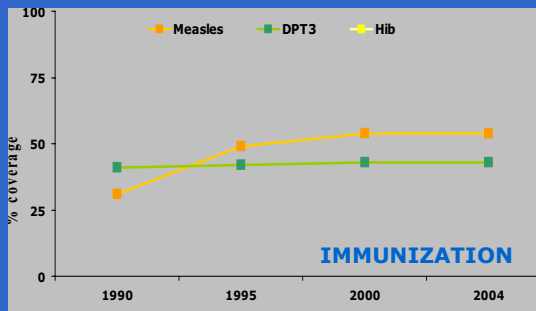


## Epidemiological Profile



\*These estimates are not country specific. Based on epidemiological profile #5 as described in Black RE, Morris SS & Bryce J. Where and why are 10 million children dying every year. *Lancet* 2003; 361: 2226-34.

## Child Survival Intervention Coverage



## National Health Policies

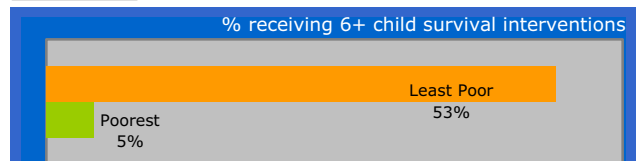
- Int'l Code of Marketing Breastmilk Substitutes
- New ORS formula
- Use of zinc for treatment of diarrhoea
- Hib vaccine in schedule as of 31 December 2004
- Community treatment of pneumonia with antibiotics

- |                              |  |   |
|------------------------------|--|---|
| <input type="checkbox"/> YES | <input type="checkbox"/> NO            | <input checked="" type="checkbox"/> Partial |
| <input type="checkbox"/> YES | <input checked="" type="checkbox"/> NO | <input type="checkbox"/> Partial            |
| <input type="checkbox"/> YES | <input checked="" type="checkbox"/> NO | <input type="checkbox"/> Partial            |
| <input type="checkbox"/> YES | <input checked="" type="checkbox"/> NO | <input type="checkbox"/> Partial            |
| <input type="checkbox"/> YES | <input checked="" type="checkbox"/> NO | <input type="checkbox"/> Partial            |

## Determinants of Coverage

- Policies and Political Commitment [under development]
- Human Resources [under development]
- Financial Flows: Per capita total expenditure on health at average exchange rate (USD) 2002 29

## Equity

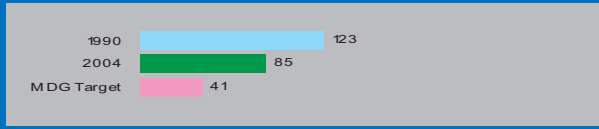


# INDIA

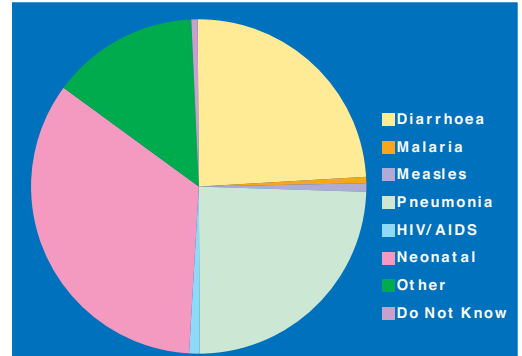
## Demographics

- Total under-five population 120,155,000
- Under-five mortality rank 52
- Under-one mortality rate 62
- Neonatal mortality rate 43

- Under-five mortality rate



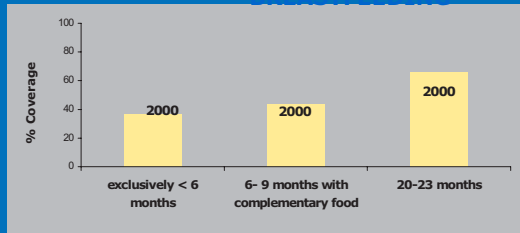
## Epidemiological Profile



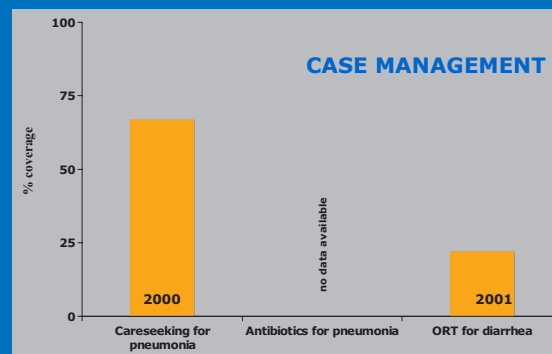
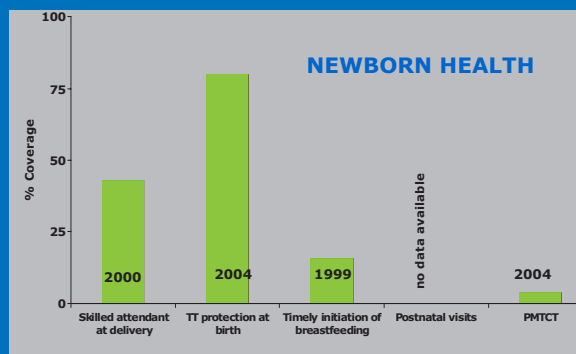
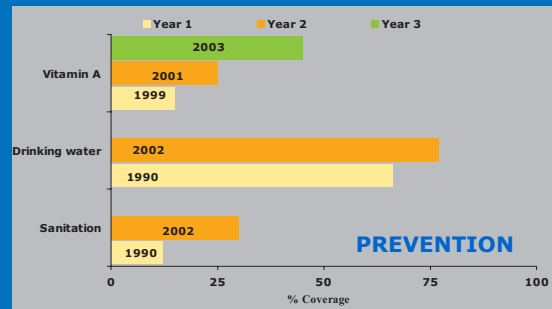
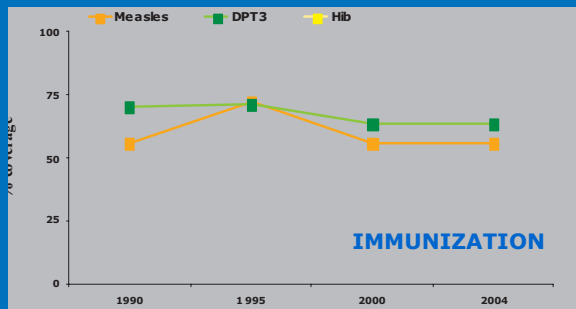
\*These estimates are not country specific. Based on epidemiological profile #1 as described in Black RE, Morris SS & Bryce J. Where and why are 10 million children dying every year. *Lancet* 2003; 361: 2226-34.

## Nutrition

- % low birth weight 30
- % under-fives stunted 46
- % under-fives underweight 47



## Child Survival Intervention Coverage



## National Health Policies

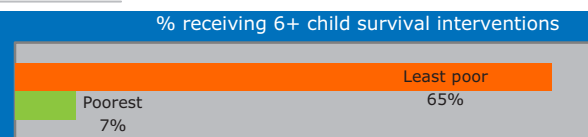
- Int'l Code of Marketing Breastmilk Substitutes
- New ORS formula
- Use of zinc for treatment of diarrhoea
- Hib vaccine in schedule as of 31 December 2004
- Community treatment of pneumonia with antibiotics

- |   |  |                                  |
|---|--|----------------------------------|
| <input checked="" type="checkbox"/> YES | <input type="checkbox"/> NO            | <input type="checkbox"/> Partial |
| <input checked="" type="checkbox"/> YES | <input type="checkbox"/> NO            | <input type="checkbox"/> Partial |
| <input checked="" type="checkbox"/> YES | <input type="checkbox"/> NO            | <input type="checkbox"/> Partial |
| <input type="checkbox"/> YES            | <input checked="" type="checkbox"/> NO | <input type="checkbox"/> Partial |
| <input checked="" type="checkbox"/> YES | <input type="checkbox"/> NO            | <input type="checkbox"/> Partial |

## Determinants of Coverage

- Policies and Political Commitment [under development]
- Human Resources [under development]
- Financial Flows: Per capita total expenditure on health at average exchange rate (USD) 2002 30

## Equity




# INDONESIA

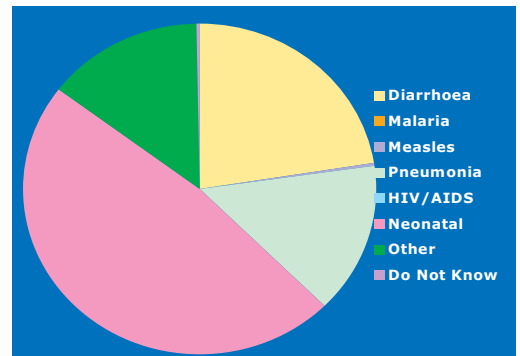
## Demographics

- Total under-five population 21,477,000
- Under-five mortality rank 83
- Under-one mortality rate 30
- Neonatal mortality rate 22

- Under-five mortality rate



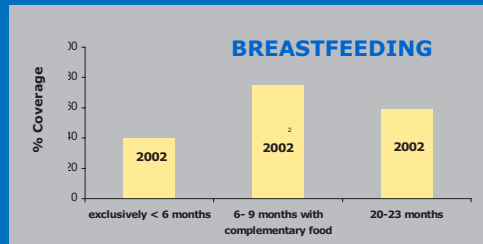
## Epidemiological Profile



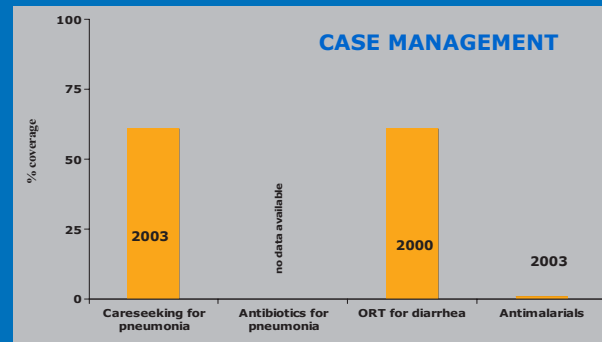
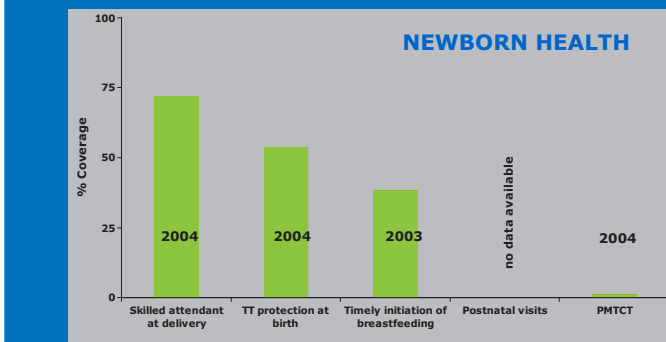
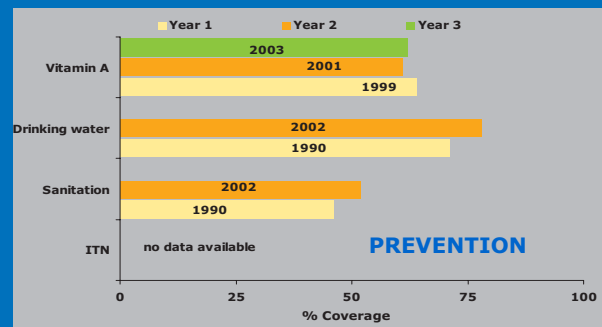
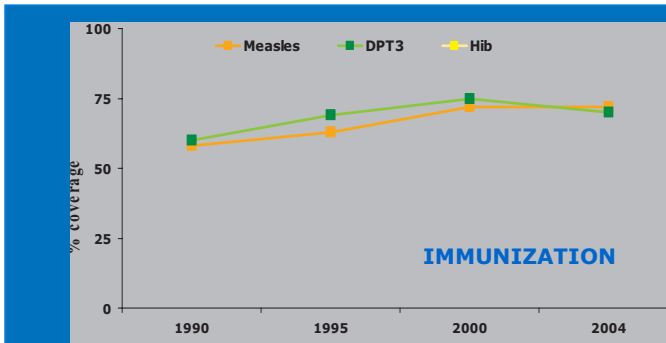
\*These estimates are not country specific. Based on epidemiological profile #3 as described in Black RE, Morris SS & Bryce J. Where and why are 10 million children dying every year. *Lancet* 2003; 361: 2226-34.

## Nutrition

- % low birth weight 9
- % under-fives stunted —
- % under-fives underweight 28



## Child Survival Intervention Coverage



## National Health Policies

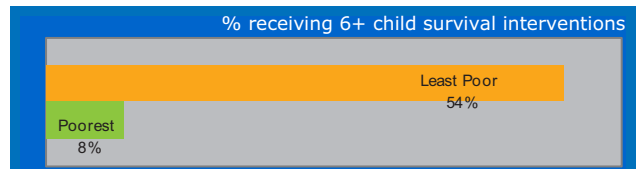
- Int'l Code of Marketing Breastmilk Substitutes
- New ORS formula
- Use of zinc for treatment of diarrhoea
- Hib vaccine in schedule as of 31 December 2004
- Community treatment of pneumonia with antibiotics

- |   |  |   |
|---|--|---|
| <input type="checkbox"/> YES            | <input type="checkbox"/> NO            | <input checked="" type="checkbox"/> Partial |
| <input checked="" type="checkbox"/> YES | <input type="checkbox"/> NO            | <input type="checkbox"/> Partial            |
| <input checked="" type="checkbox"/> YES | <input type="checkbox"/> NO            | <input type="checkbox"/> Partial            |
| <input type="checkbox"/> YES            | <input checked="" type="checkbox"/> NO | <input type="checkbox"/> Partial            |
| <input checked="" type="checkbox"/> YES | <input type="checkbox"/> NO            | <input type="checkbox"/> Partial            |

## Determinants of Coverage

- Policies and Political Commitment [under development]
- Human Resources [under development]
- Financial Flows: Per capita total expenditure on health at average exchange rate (USD) 2002 26

## Equity

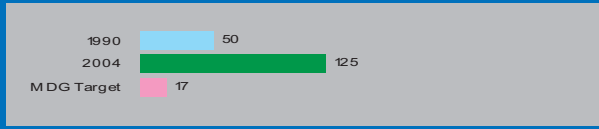


# IRAQ

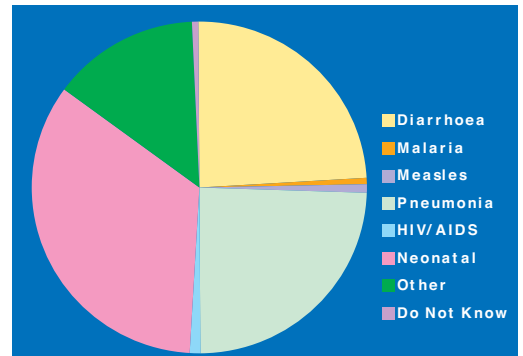
## Demographics

- Total under-five population 4,274,000
- Under-five mortality rank 33
- Under-one mortality rate 102
- Neonatal mortality rate —

- Under-five mortality rate



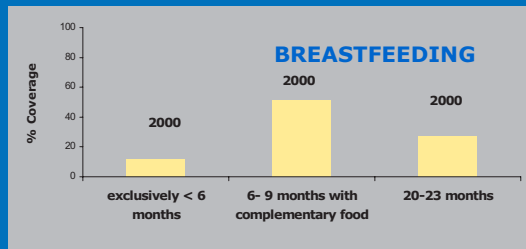
## Epidemiological Profile




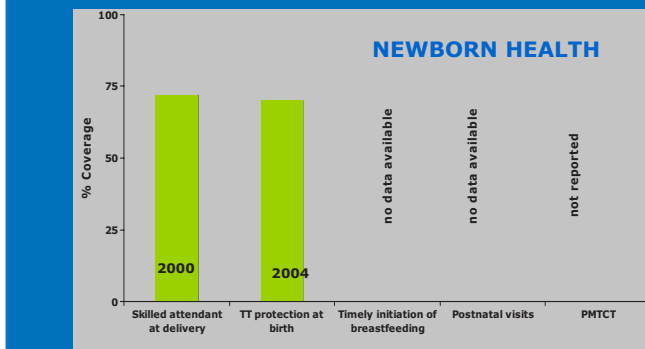
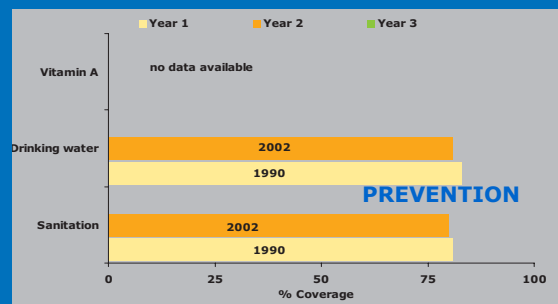
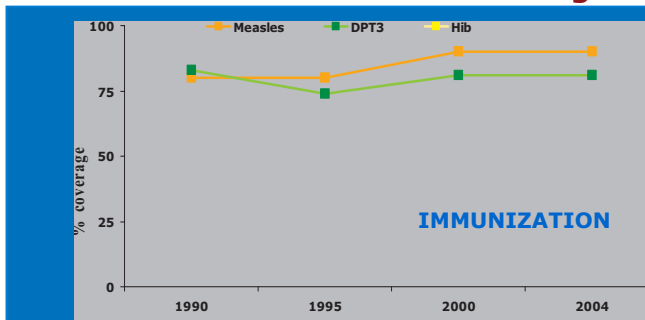
\*These estimates are not country specific. Based on epidemiological profile #1 as described in Black RE, Morris SS & Bryce J. Where and why are 10 million children dying every year. *Lancet* 2003; 361: 2226-34.

## Nutrition

- % low birth weight 15
- % under-fives stunted 22
- % under-fives underweight 16



## Child Survival Intervention Coverage



## National Health Policies

- Int'l Code of Marketing Breastmilk Substitutes
- New ORS formula
- Use of zinc for treatment of diarrhoea
- Hib vaccine in schedule as of 31 December 2004
- Community treatment of pneumonia with antibiotics

- |                              |  |   |
|------------------------------|--|---|
| <input type="checkbox"/> YES | <input type="checkbox"/> NO            | <input checked="" type="checkbox"/> Partial |
| <input type="checkbox"/> YES | <input type="checkbox"/> NO            | <input checked="" type="checkbox"/> Partial |
| <input type="checkbox"/> YES | <input checked="" type="checkbox"/> NO | <input type="checkbox"/> Partial            |
| <input type="checkbox"/> YES | <input checked="" type="checkbox"/> NO | <input type="checkbox"/> Partial            |
| <input type="checkbox"/> YES | <input checked="" type="checkbox"/> NO | <input type="checkbox"/> Partial            |

## Determinants of Coverage

- Policies and Political Commitment [under development]
- Human Resources [under development]
- Financial Flows: Per capita total expenditure on health at average exchange rate (USD) 2002 11

## Equity

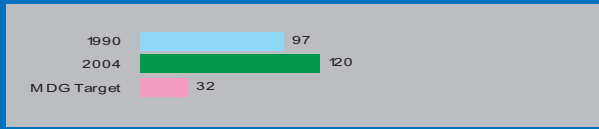
**DATA NOT AVAILABLE**

# KENYA

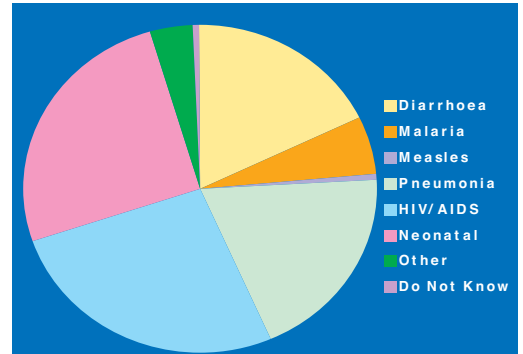
## Demographics

- Total under-five population 5,557,000
- Under-five mortality rank 37
- Under-one mortality rate 79
- Neonatal mortality rate 28

- Under-five mortality rate



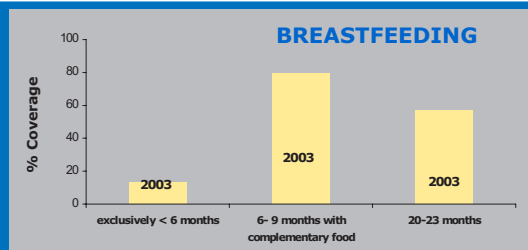
## Epidemiological Profile



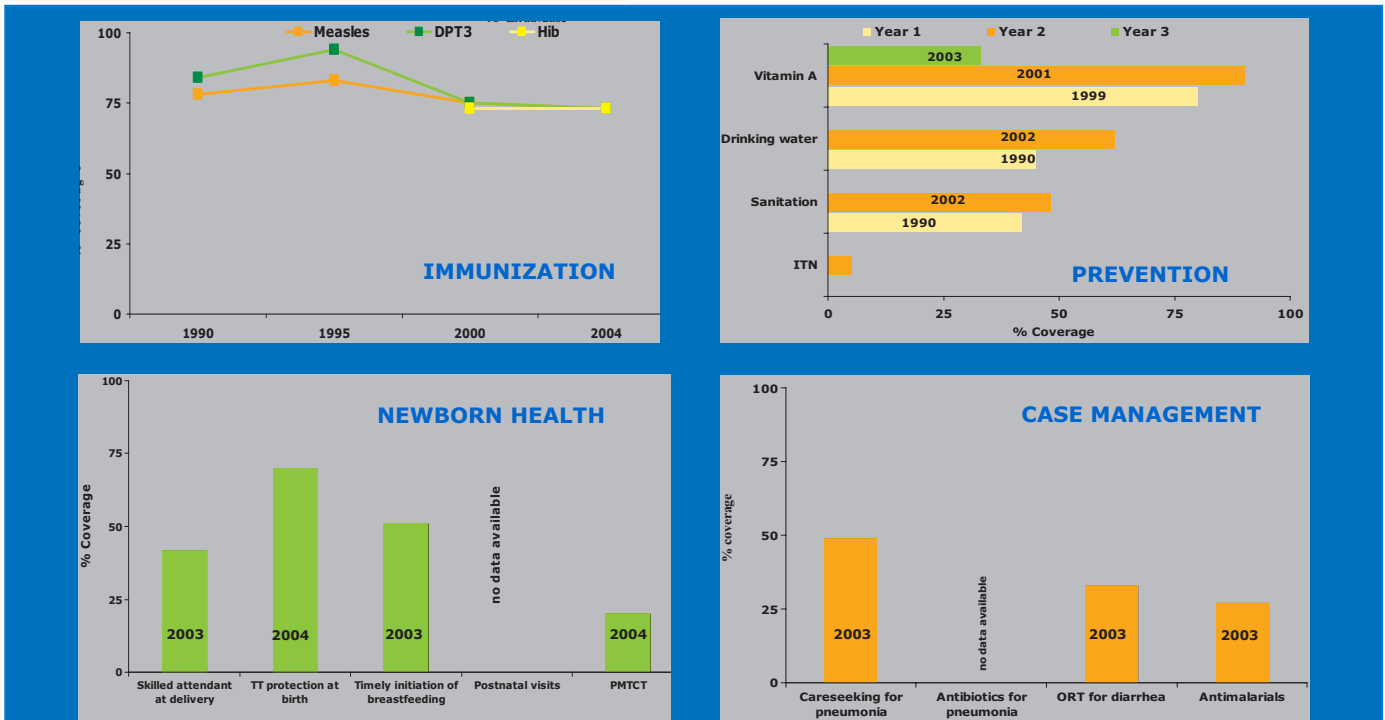
\*These estimates are not country specific. Based on epidemiological profile #5 as described in Black RE, Morris SS & Bryce J. Where and why are 10 million children dying every year. *Lancet* 2003; 361: 2226-34.

## Nutrition

- % low birth weight 10
- % under-fives stunted 30
- % under-fives underweight 20



## Child Survival Intervention Coverage



## National Health Policies

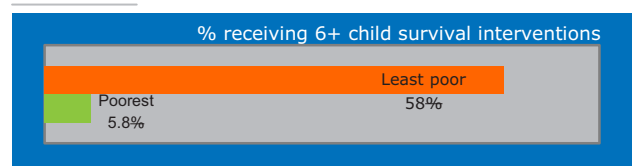
- Int'l Code of Marketing Breastmilk Substitutes
- New ORS formula
- Use of zinc for treatment of diarrhoea
- Hib vaccine in schedule as of 31 December 2004
- Community treatment of pneumonia with antibiotics

- |   |  |   |
|---|--|---|
| <input type="checkbox"/> YES            | <input type="checkbox"/> NO            | <input checked="" type="checkbox"/> Partial |
| <input type="checkbox"/> YES            | <input checked="" type="checkbox"/> NO | <input type="checkbox"/> Partial            |
| <input type="checkbox"/> YES            | <input checked="" type="checkbox"/> NO | <input type="checkbox"/> Partial            |
| <input checked="" type="checkbox"/> YES | <input type="checkbox"/> NO            | <input type="checkbox"/> Partial            |
| <input type="checkbox"/> YES            | <input checked="" type="checkbox"/> NO | <input type="checkbox"/> Partial            |

## Determinants of Coverage

- Policies and Political Commitment [under development]
- Human Resources [under development]
- Financial Flows: Per capita total expenditure on health at average exchange rate (USD) 2002 19

## Equity




# LIBERIA

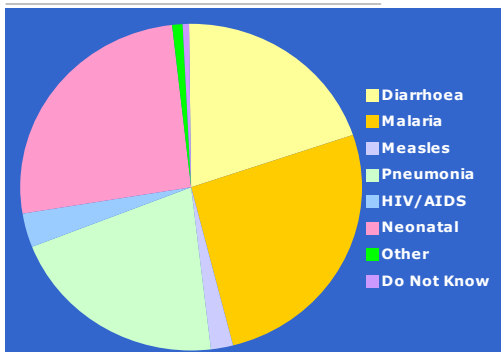
## Demographics

- Total under-five population 621,000
- Under-five mortality rank 5
- Under-one mortality rate 157
- Neonatal mortality rate 68

- Under-five mortality rate



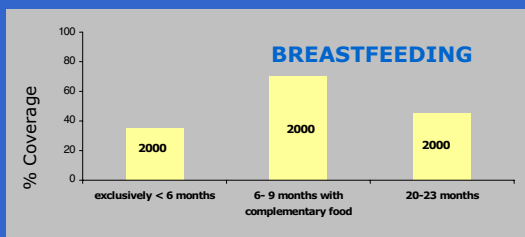
## Epidemiological Profile



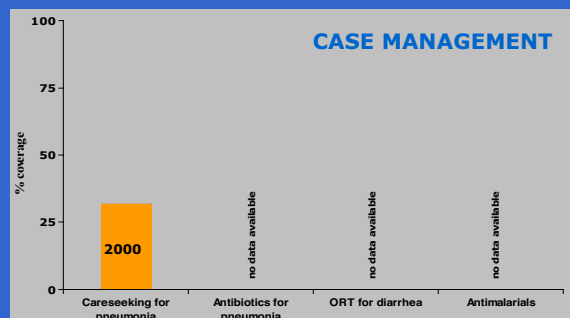
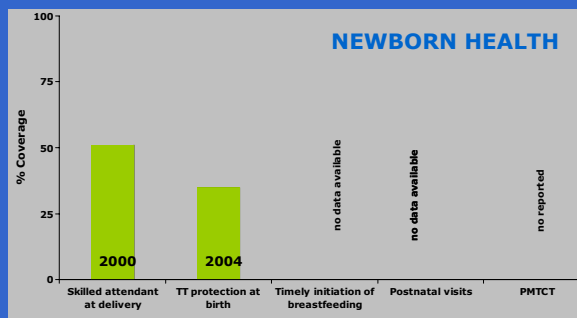

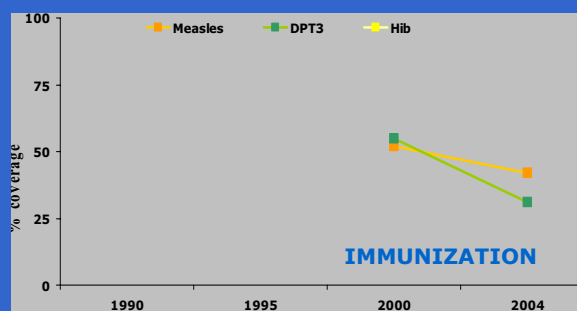
\*These estimates are not country specific. Based on epidemiological profile #2 as described in Black RE, Morris SS & Bryce J. Where and why are 10 million children dying every year. *Lancet* 2003; 361: 2226-34.

## Nutrition

- % low birth weight —
- % under-fives stunted 39
- % under-fives underweight 26



## Child Survival Intervention Coverage



## National Health Policies

- Int'l Code of Marketing Breastmilk Substitutes
- New ORS formula
- Use of zinc for treatment of diarrhoea
- Hib vaccine in schedule as of 31 December 2004
- Community treatment of pneumonia with antibiotics

- |   |  |   |
|---|--|---|
| <input type="checkbox"/> YES            | <input type="checkbox"/> NO            | <input checked="" type="checkbox"/> Partial |
| <input checked="" type="checkbox"/> YES | <input type="checkbox"/> NO            | <input type="checkbox"/> Partial            |
| <input type="checkbox"/> YES            | <input checked="" type="checkbox"/> NO | <input type="checkbox"/> Partial            |
| <input type="checkbox"/> YES            | <input checked="" type="checkbox"/> NO | <input type="checkbox"/> Partial            |

## Determinants of Coverage

- Policies and Political Commitment [under development]
- Human Resources [under development]
- Financial Flows: Per capita total expenditure on health at average exchange rate (USD) 2002 4

## Equity

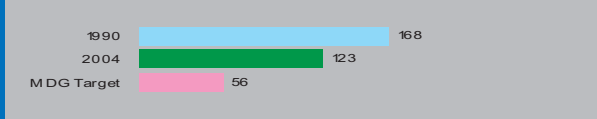
DATA NOT AVAILABLE

# MADAGASCAR

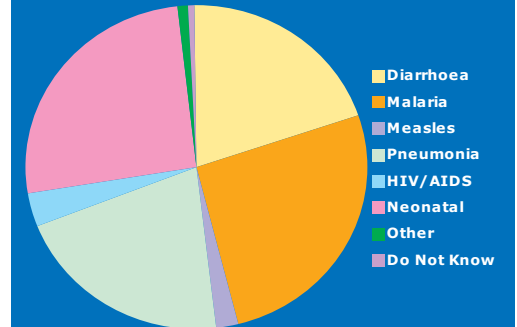
## Demographics

- Total under-five population 3,064,000
- Under-five mortality rank 35
- Under-one mortality rate 76
- Neonatal mortality rate 40

- Under-five mortality rate



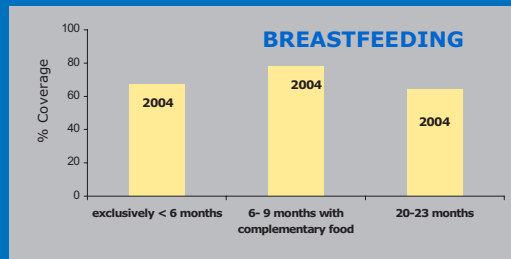
## Epidemiological Profile



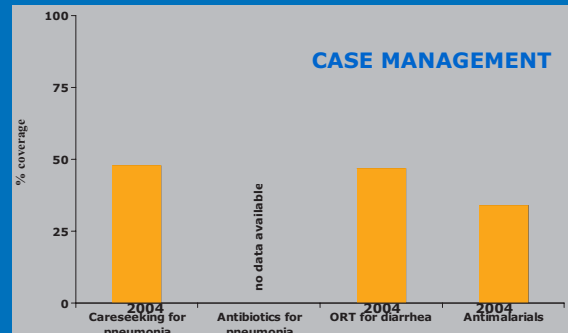
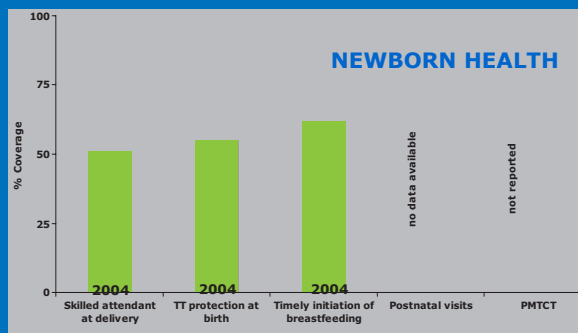
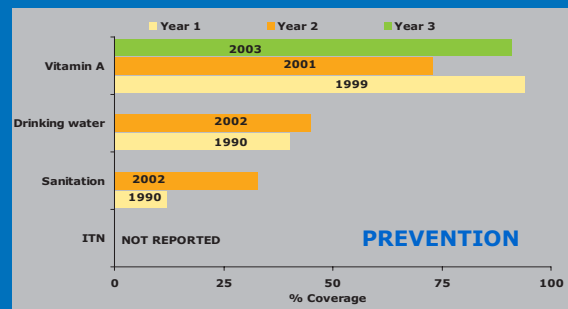
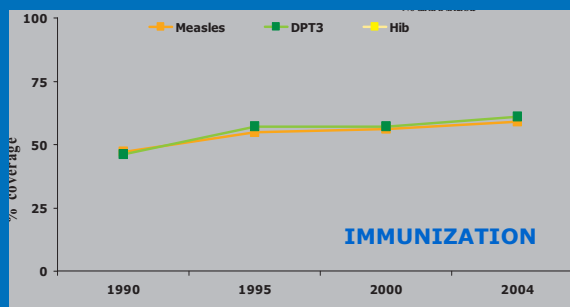
\*These estimates are not country specific. Based on epidemiological profile #2 as described in Black RE, Morris SS & Bryce J. Where and why are 10 million children dying every year. *Lancet* 2003; 361: 2226-34.

## Nutrition

- % low birth weight 17
- % under-fives stunted 48
- % under-fives underweight 42



## Child Survival Intervention Coverage



## National Health Policies

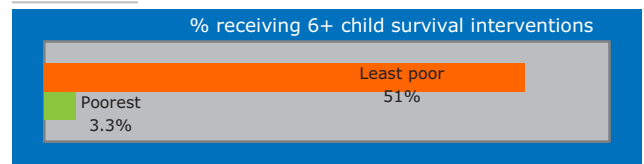
- Int'l Code of Marketing Breastmilk Substitutes
- New ORS formula
- Use of zinc for treatment of diarrhoea
- Hib vaccine in schedule as of 31 December 2004
- Community treatment of pneumonia with antibiotics

- |   |  |                                  |
|---|--|----------------------------------|
| <input checked="" type="checkbox"/> YES | <input type="checkbox"/> NO            | <input type="checkbox"/> Partial |
| <input checked="" type="checkbox"/> YES | <input type="checkbox"/> NO            | <input type="checkbox"/> Partial |
| <input checked="" type="checkbox"/> YES | <input type="checkbox"/> NO            | <input type="checkbox"/> Partial |
| <input type="checkbox"/> YES            | <input checked="" type="checkbox"/> NO | <input type="checkbox"/> Partial |
| <input checked="" type="checkbox"/> YES | <input type="checkbox"/> NO            | <input type="checkbox"/> Partial |

## Determinants of Coverage

- Policies and Political Commitment [under development]
- Human Resources [under development]
- Financial Flows:  
Per capita total expenditure on health at average exchange rate (USD) 2002 5

## Equity




# MALAWI

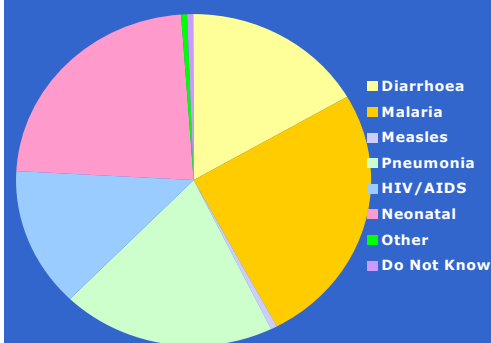
## Demographics

- Total under-five population 2,319,000
- Under-five mortality rank 19
- Under-one mortality rate 110
- Neonatal mortality rate 42

- Under-five mortality rate



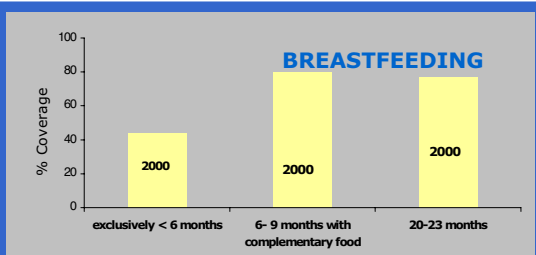
## Epidemiological Profile



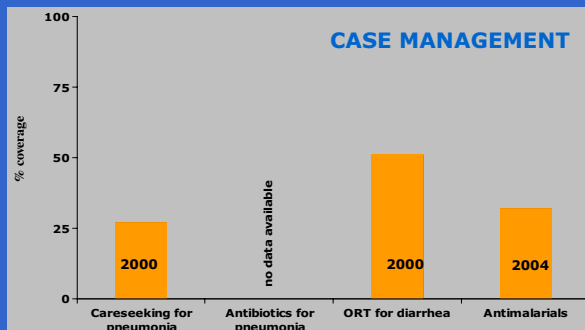
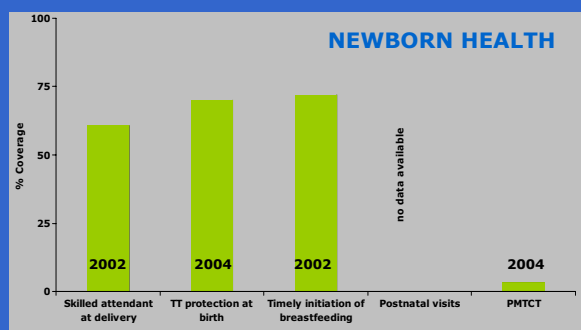
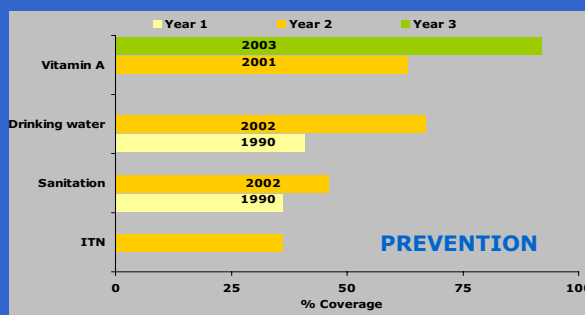
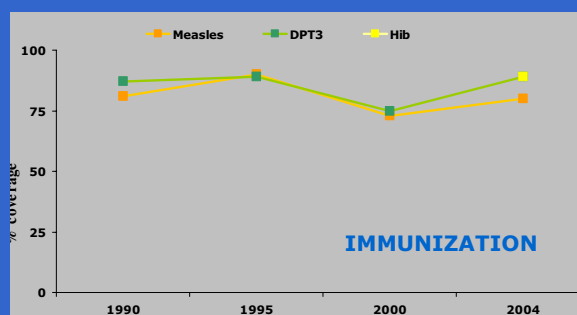
\*These estimates are not country specific. Based on epidemiological profile #4 as described in Black RE, Morris SS & Bryce J. Where and why are 10 million children dying every year. *Lancet* 2003; 361: 2226-34.

## Nutrition

- % low birth weight 16
- % under-fives stunted 48
- % under-fives underweight 22



## Child Survival Intervention Coverage



## National Health Policies

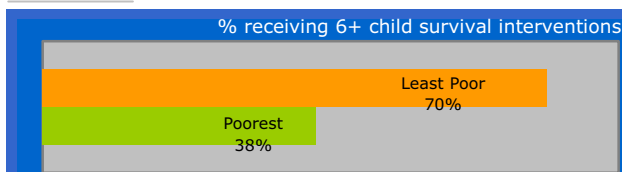
- Int'l Code of Marketing Breastmilk Substitutes
- New ORS formula
- Use of zinc for treatment of diarrhoea
- Hib vaccine in schedule as of 31 December 2004
- Community treatment of pneumonia with antibiotics

- |   |  |   |
|---|--|---|
| <input type="checkbox"/> YES            | <input type="checkbox"/> NO            | <input checked="" type="checkbox"/> Partial |
| <input type="checkbox"/> YES            | <input checked="" type="checkbox"/> NO | <input type="checkbox"/> Partial            |
| <input type="checkbox"/> YES            | <input checked="" type="checkbox"/> NO | <input type="checkbox"/> Partial            |
| <input checked="" type="checkbox"/> YES | <input type="checkbox"/> NO            | <input type="checkbox"/> Partial            |
| <input checked="" type="checkbox"/> YES | <input type="checkbox"/> NO            | <input type="checkbox"/> Partial            |

## Determinants of Coverage

- Policies and Political Commitment [under development]
- Human Resources [under development]
- Financial Flows: Per capita total expenditure on health at average exchange rate (USD) 2002 14

## Equity




# MALI

## Demographics

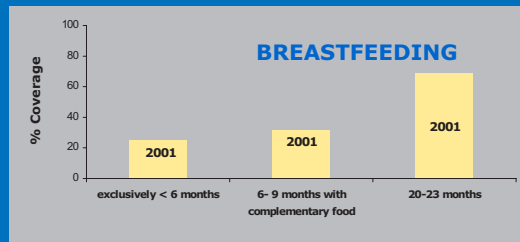
- Total under-five population 2,540,000
- Under-five mortality rank 7
- Under-one mortality rate 121
- Neonatal mortality rate 57

- Under-five mortality rate

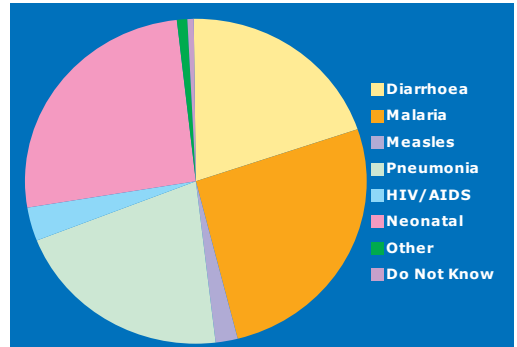


## Nutrition

- % low birth weight 23
- % under-fives stunted 38
- % under-fives underweight 33

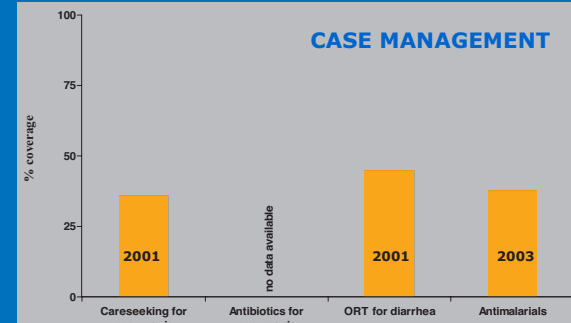
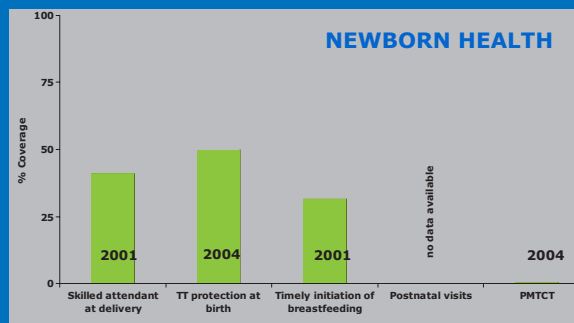
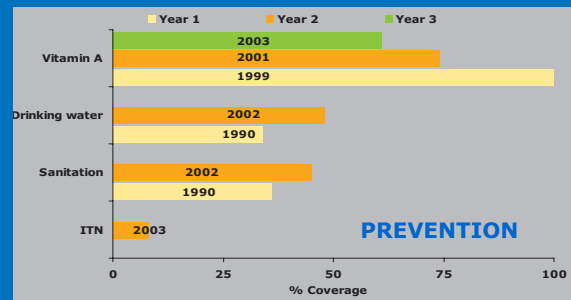
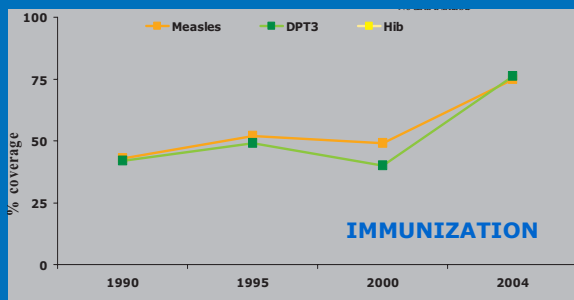


## Epidemiological Profile



\*These estimates are not country specific. Based on epidemiological profile #2 as described in Black RE, Morris SS & Bryce J. Where and why are 10 million children dying every year. *Lancet* 2003; 361: 2226-34.

## Child Survival Intervention Coverage



## National Health Policies

- Int'l Code of Marketing Breastmilk Substitutes
- New ORS formula
- Use of zinc for treatment of diarrhoea
- Hib vaccine in schedule as of 31 December 2004
- Community treatment of pneumonia with antibiotics

- |   |  |   |
|---|--|---|
| <input type="checkbox"/> YES            | <input type="checkbox"/> NO            | <input checked="" type="checkbox"/> Partial |
| <input checked="" type="checkbox"/> YES | <input type="checkbox"/> NO            | <input type="checkbox"/> Partial            |
| <input checked="" type="checkbox"/> YES | <input type="checkbox"/> NO            | <input type="checkbox"/> Partial            |
| <input type="checkbox"/> YES            | <input checked="" type="checkbox"/> NO | <input type="checkbox"/> Partial            |
| <input type="checkbox"/> YES            | <input checked="" type="checkbox"/> NO | <input type="checkbox"/> Partial            |

## Determinants of Coverage

- Policies and Political Commitment [under development]
- Human Resources [under development]
- Financial Flows: Per capita total expenditure on health at average exchange rate (USD) 2002 12

## Equity

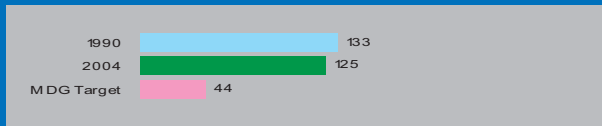
DATA NOT AVAILABLE

# MAURITANIA

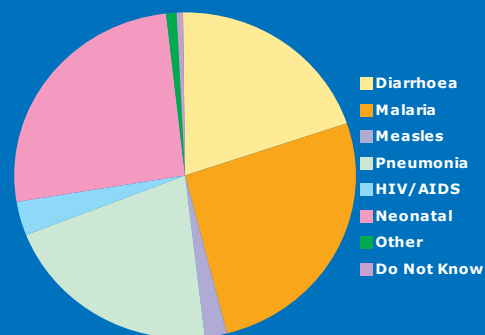
## Demographics

- Total under-five population 513,000
- Under-five mortality rank 33
- Under-one mortality rate 78
- Neonatal mortality rate 37

- Under-five mortality rate



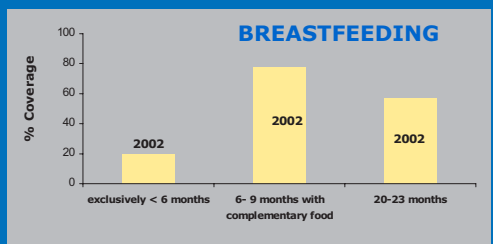
## Epidemiological Profile



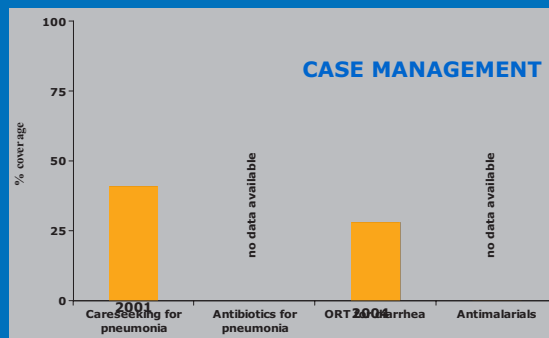
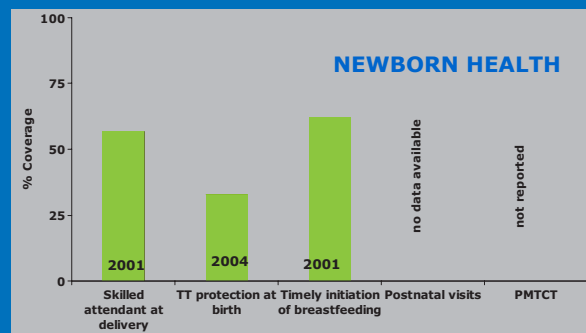

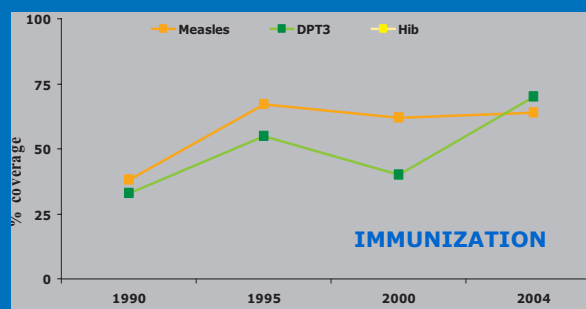
\*These estimates are not country specific. Based on epidemiological profile #2 as described in Black RE, Morris SS & Bryce J. Where and why are 10 million children dying every year. *Lancet* 2003; 361: 2226-34.

## Nutrition

- % low birth weight —
- % under-fives stunted 35
- % under-fives underweight 32



## Child Survival Intervention Coverage



## National Health Policies

- Int'l Code of Marketing Breastmilk Substitutes
- New ORS formula
- Use of zinc for treatment of diarrhoea
- Hib vaccine in schedule as of 31 December 2004
- Community treatment of pneumonia with antibiotics

- |   |  |   |
|---|--|---|
| <input type="checkbox"/> YES            | <input type="checkbox"/> NO            | <input checked="" type="checkbox"/> Partial |
| <input type="checkbox"/> YES            | <input checked="" type="checkbox"/> NO | <input type="checkbox"/> Partial            |
| <input type="checkbox"/> YES            | <input checked="" type="checkbox"/> NO | <input type="checkbox"/> Partial            |
| <input type="checkbox"/> YES            | <input checked="" type="checkbox"/> NO | <input type="checkbox"/> Partial            |
| <input checked="" type="checkbox"/> YES | <input type="checkbox"/> NO            | <input type="checkbox"/> Partial            |

## Determinants of Coverage

- Policies and Political Commitment [under development]
- Human Resources [under development]
- Financial Flows: Per capita total expenditure on health at average exchange rate (USD) 2002 14

## Equity

DATA NOT AVAILABLE

# MEXICO

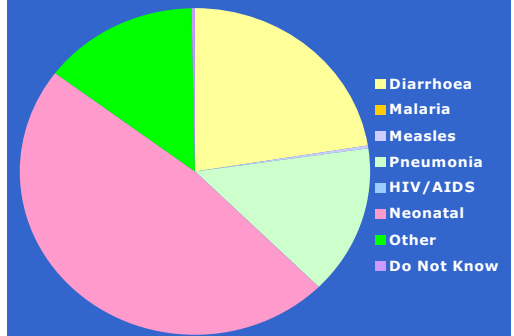
## Demographics

- Total under-five population 10,962,000
- Under-five mortality rank 98
- Under-one mortality rate 23
- Neonatal mortality rate 8

- Under-five mortality rate



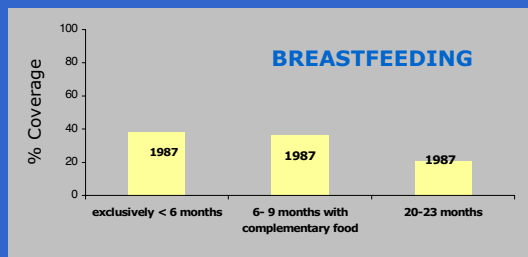
## Epidemiological Profile




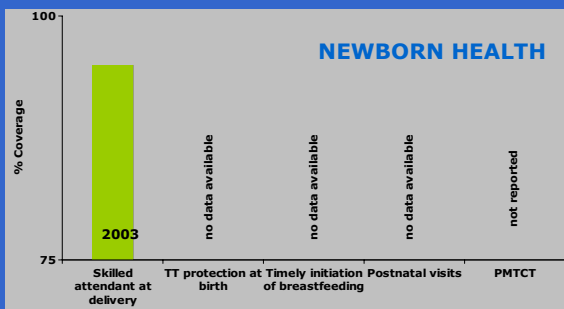
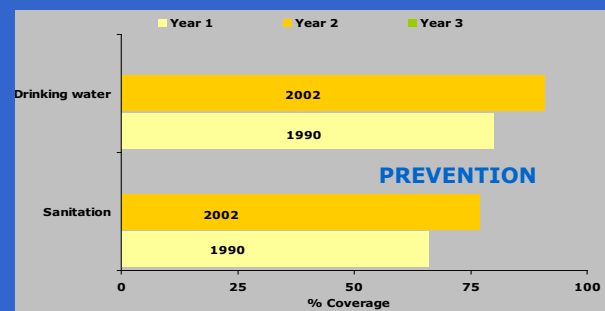
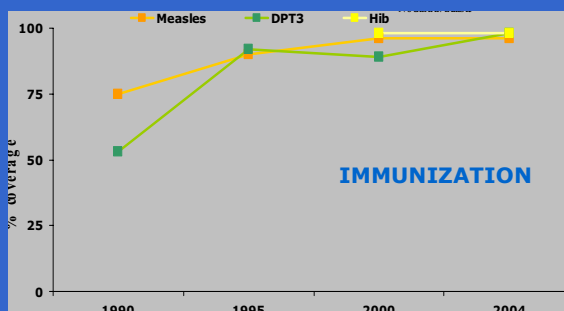
\*These estimates are not country specific. Based on epidemiological profile #3 as described in Black RE, Morris SS & Bryce J. Where and why are 10 million children dying every year. *Lancet* 2003; 361: 2226-34.

## Nutrition

- % low birth weight 8
- % under-fives stunted 18
- % under-fives underweight 8



## Child Survival Intervention Coverage



## National Health Policies

- Int'l Code of Marketing Breastmilk Substitutes
- New ORS formula
- Use of zinc for treatment of diarrhoea
- Hib vaccine in schedule as of 31 December 2004
- Community treatment of pneumonia with antibiotics

- |   |  |   |
|---|--|---|
| <input type="checkbox"/> YES            | <input type="checkbox"/> NO            | <input checked="" type="checkbox"/> Partial |
| <input type="checkbox"/> YES            | <input checked="" type="checkbox"/> NO | <input type="checkbox"/> Partial            |
| <input type="checkbox"/> YES            | <input checked="" type="checkbox"/> NO | <input type="checkbox"/> Partial            |
| <input checked="" type="checkbox"/> YES | <input type="checkbox"/> NO            | <input type="checkbox"/> Partial            |
| <input checked="" type="checkbox"/> YES | <input type="checkbox"/> NO            | <input type="checkbox"/> Partial            |

## Determinants of Coverage

- Policies and Political Commitment [under development]
- Human Resources [under development]
- Financial Flows: Per capita total expenditure on health at average exchange rate (USD) 2002 379

## Equity


**DATA NOT AVAILABLE**

# MOZAMBIQUE

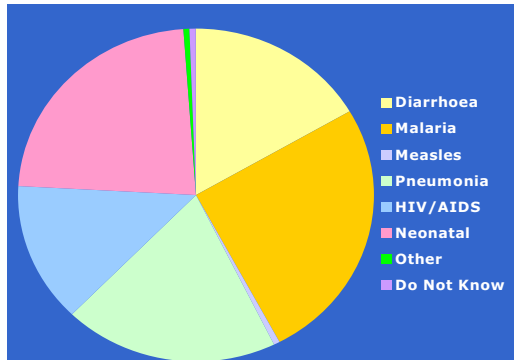
## Demographics

- Total under-five population 3,254,000
- Under-five mortality rank 23
- Under-one mortality rate 104
- Neonatal mortality rate 54

- Under-five mortality rate



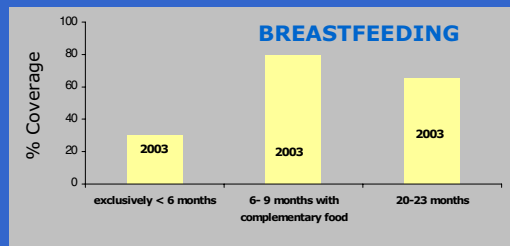
## Epidemiological Profile



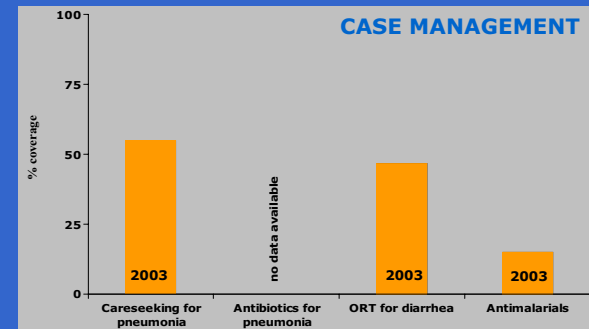
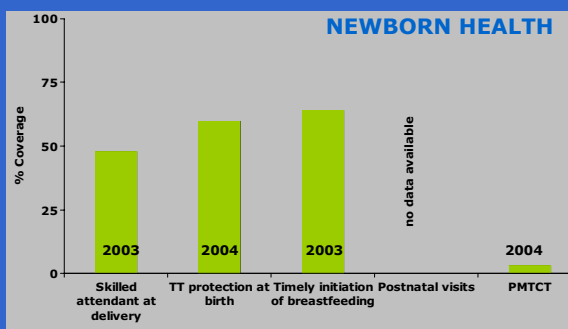
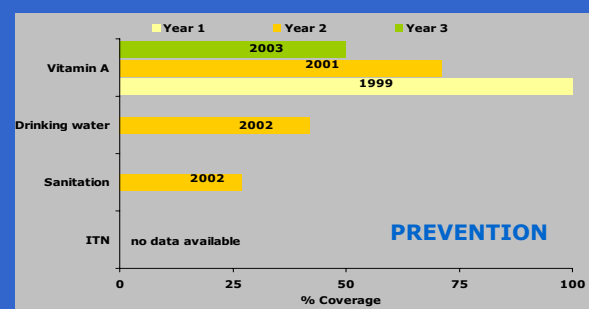
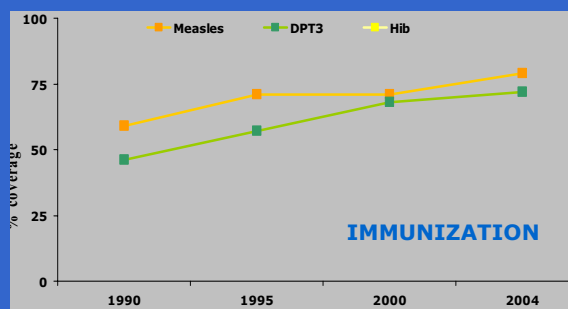
\*These estimates are not country specific. Based on epidemiological profile #4 as described in Black RE, Morris SS & Bryce J. Where and why are 10 million children dying every year. *Lancet* 2003; 361: 2226-34.

## Nutrition

- % low birth weight 15
- % under-fives stunted 41
- % under-fives underweight 24



## Child Survival Intervention Coverage



## National Health Policies

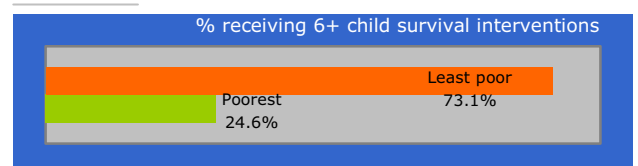
- Int'l Code of Marketing Breastmilk Substitutes
- New ORS formula
- Use of zinc for treatment of diarrhoea
- Hib vaccine in schedule as of 31 December 2004
- Community treatment of pneumonia with antibiotics

- |                              |  |   |
|------------------------------|--|---|
| <input type="checkbox"/> YES | <input type="checkbox"/> NO            | <input checked="" type="checkbox"/> Partial |
| <input type="checkbox"/> YES | <input checked="" type="checkbox"/> NO | <input type="checkbox"/> Partial            |
| <input type="checkbox"/> YES | <input checked="" type="checkbox"/> NO | <input type="checkbox"/> Partial            |
| <input type="checkbox"/> YES | <input checked="" type="checkbox"/> NO | <input type="checkbox"/> Partial            |
| <input type="checkbox"/> YES | <input checked="" type="checkbox"/> NO | <input type="checkbox"/> Partial            |

## Determinants of Coverage

- Policies and Political Commitment [under development]
- Human Resources [under development]
- Financial Flows: Per capita total expenditure on health at average exchange rate (USD) 2002 11

## Equity

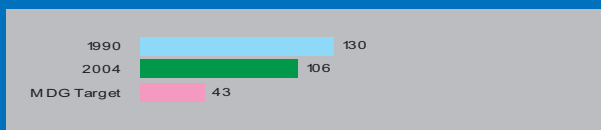


# MYANMAR

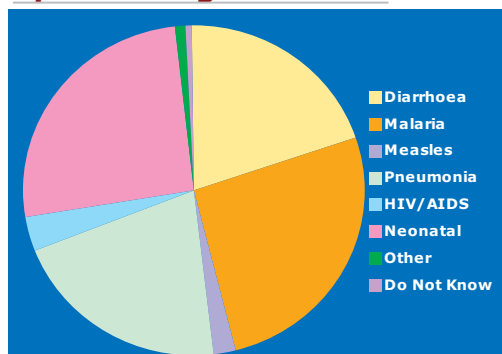
## Demographics

- Total under-five population 4,716,000
- Under-five mortality rank 45
- Under-one mortality rate 76
- Neonatal mortality rate —

- Under-five mortality rate



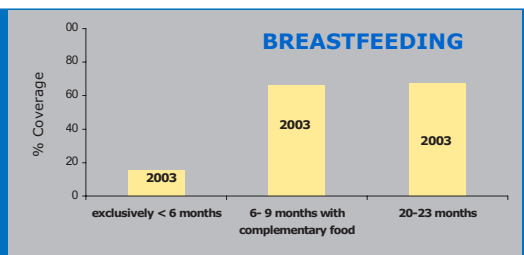
## Epidemiological Profile



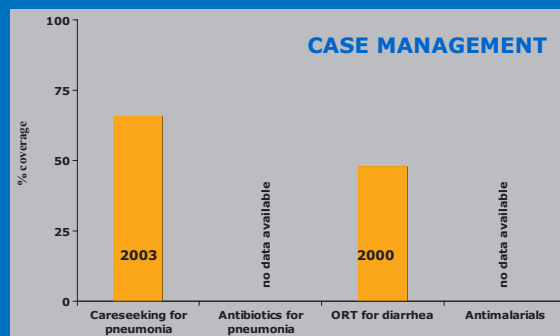
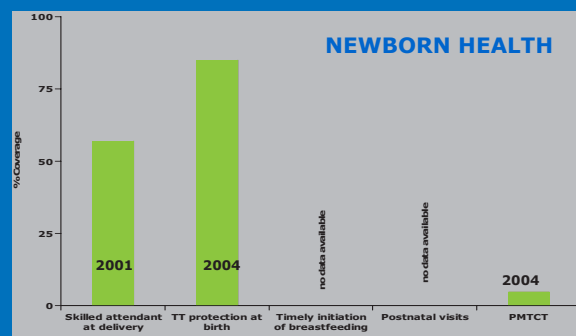

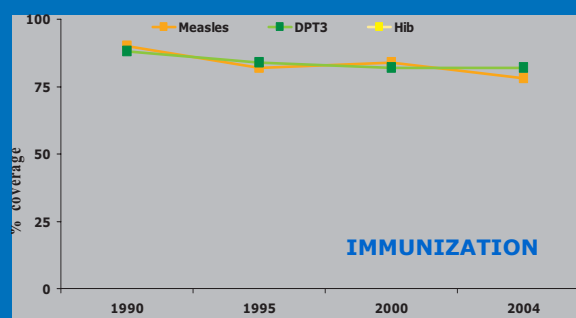
\*These estimates are not country specific. Based on epidemiological profile #2 as described in Black RE, Morris SS & Bryce J. Where and why are 10 million children dying every year. *Lancet* 2003; 361: 2226-34.

## Nutrition

- % low birth weight 15
- % under-fives stunted 32
- % under-fives underweight 32



## Child Survival Intervention Coverage



## National Health Policies

- Int'l Code of Marketing Breastmilk Substitutes
- New ORS formula
- Use of zinc for treatment of diarrhoea
- Hib vaccine in schedule as of 31 December 2004
- Community treatment of pneumonia with antibiotics

- |                              |  |   |
|------------------------------|--|---|
| <input type="checkbox"/> YES | <input type="checkbox"/> NO            | <input checked="" type="checkbox"/> Partial |
| <input type="checkbox"/> YES | <input checked="" type="checkbox"/> NO | <input type="checkbox"/> Partial            |
| <input type="checkbox"/> YES | <input checked="" type="checkbox"/> NO | <input type="checkbox"/> Partial            |
| <input type="checkbox"/> YES | <input checked="" type="checkbox"/> NO | <input type="checkbox"/> Partial            |
| <input type="checkbox"/> YES | <input checked="" type="checkbox"/> NO | <input type="checkbox"/> Partial            |

## Determinants of Coverage

- Policies and Political Commitment [under development]
- Human Resources [under development]
- Financial Flows: Per capita total expenditure on health at average exchange rate (USD) 2002 315

## Equity

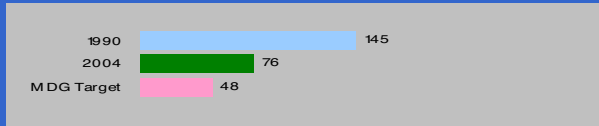
**DATA NOT AVAILABLE**

# NEPAL

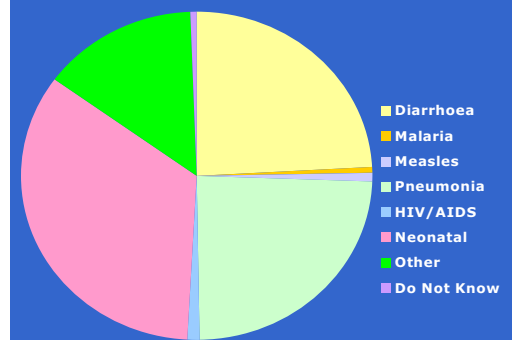
## Demographics

- Total under-five population 3,638,000
- Under-five mortality rank 59
- Under-one mortality rate 59
- Neonatal mortality rate 39

- Under-five mortality rate



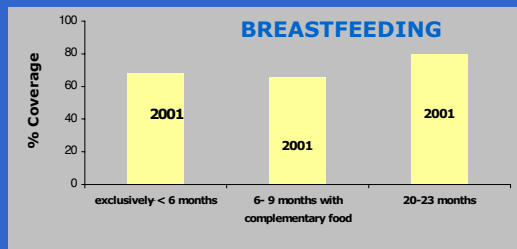
## Epidemiological Profile



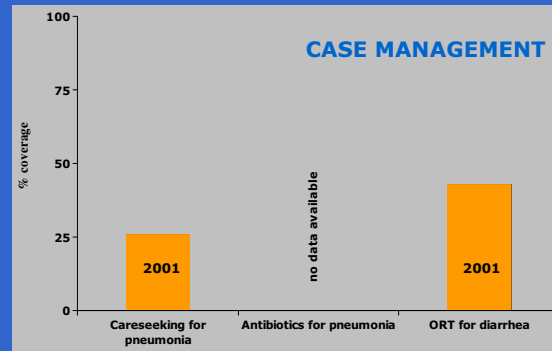
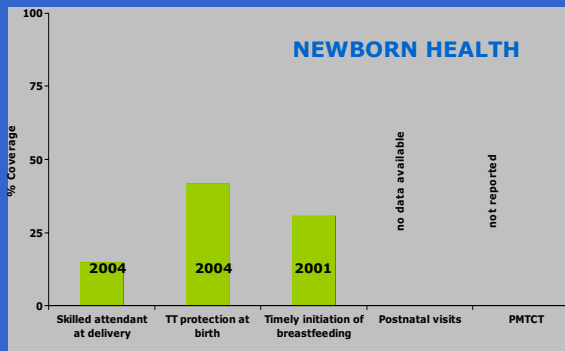

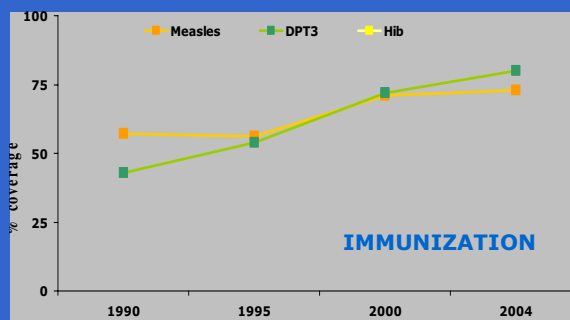
\*These estimates are not country specific. Based on epidemiological profile #1 as described in Black RE, Morris SS & Bryce J. Where and why are 10 million children dying every year. *Lancet* 2003; 361: 2226-34.

## Nutrition

- % low birth weight 21
- % under-fives stunted 51
- % under-fives underweight 48



## Child Survival Intervention Coverage



## National Health Policies

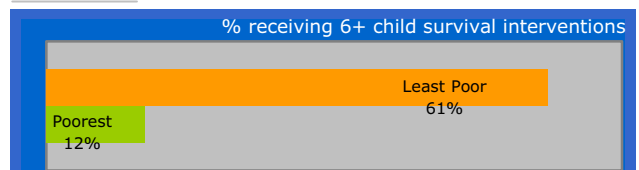
- Int'l Code of Marketing Breastmilk Substitutes
- New ORS formula
- Use of zinc for treatment of diarrhoea
- Hib vaccine in schedule as of 31 December 2004
- Community treatment of pneumonia with antibiotics

- |   |  |                                  |
|---|--|----------------------------------|
| <input checked="" type="checkbox"/> YES | <input type="checkbox"/> NO            | <input type="checkbox"/> Partial |
| <input checked="" type="checkbox"/> YES | <input type="checkbox"/> NO            | <input type="checkbox"/> Partial |
| <input checked="" type="checkbox"/> YES | <input type="checkbox"/> NO            | <input type="checkbox"/> Partial |
| <input type="checkbox"/> YES            | <input checked="" type="checkbox"/> NO | <input type="checkbox"/> Partial |
| <input checked="" type="checkbox"/> YES | <input type="checkbox"/> NO            | <input type="checkbox"/> Partial |

## Determinants of Coverage

- Policies and Political Commitment [under development]
- Human Resources [under development]
- Financial Flows: per capita total expenditure on health at average exchange rate (USD) 2002 12

## Equity




# NIGER

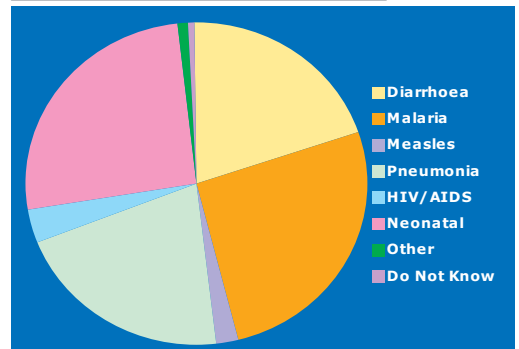
## Demographics

- Total under-five population 2,775,000
- Under-five mortality rank 3
- Under-one mortality rate 152
- Neonatal mortality rate 44

- Under-five mortality rate



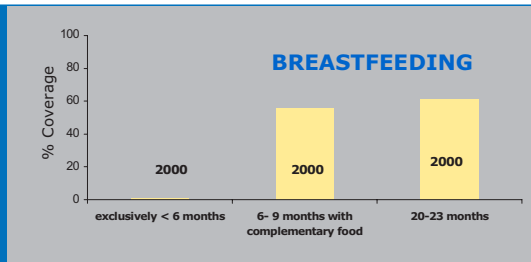
## Epidemiological Profile



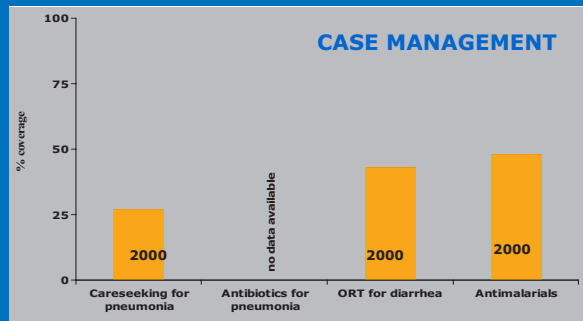
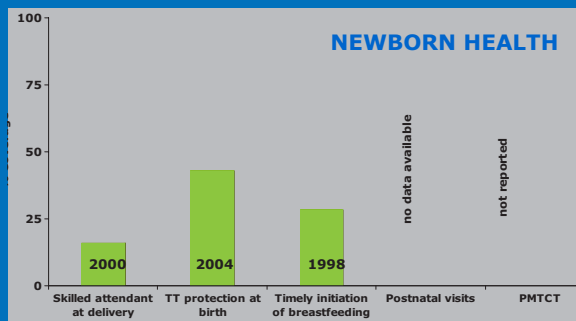
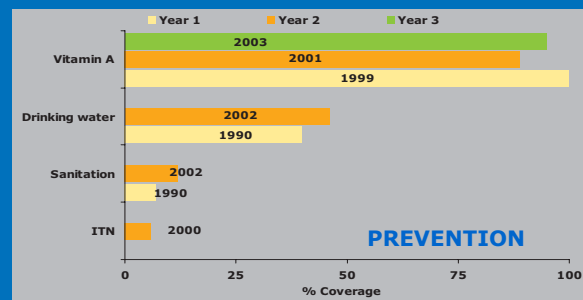
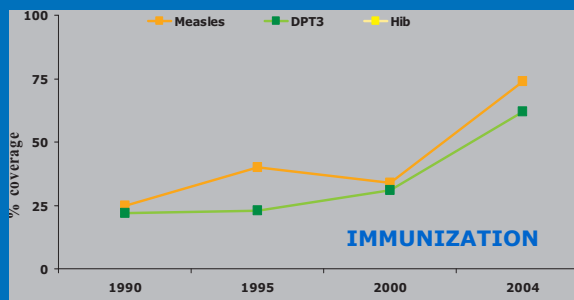
\*These estimates are not country specific. Based on epidemiological profile #2 as described in Black RE, Morris SS & Bryce J. Where and why are 10 million children dying every year. *Lancet* 2003; 361: 2226-34.

## Nutrition

- % low birth weight 13
- % under-fives stunted 40
- % under-fives underweight 40



## Child Survival Intervention Coverage



## National Health Policies

- Int'l Code of Marketing Breastmilk Substitutes
- New ORS formula
- Use of zinc for treatment of diarrhoea
- Hib vaccine in schedule as of 31 December 2004
- Community treatment of pneumonia with antibiotics

- |   |  |   |
|---|--|---|
| <input type="checkbox"/> YES            | <input type="checkbox"/> NO            | <input checked="" type="checkbox"/> Partial |
| <input type="checkbox"/> YES            | <input checked="" type="checkbox"/> NO | <input type="checkbox"/> Partial            |
| <input type="checkbox"/> YES            | <input checked="" type="checkbox"/> NO | <input type="checkbox"/> Partial            |
| <input type="checkbox"/> YES            | <input checked="" type="checkbox"/> NO | <input type="checkbox"/> Partial            |
| <input checked="" type="checkbox"/> YES | <input checked="" type="checkbox"/> NO | <input type="checkbox"/> Partial            |

## Determinants of Coverage

- Policies and Political Commitment [under development]
- Human Resources [under development]
- Financial Flows: Per capita total expenditure on health at average exchange rate (USD) 2002 7

## Equity


**DATA NOT AVAILABLE**

# NIGERIA

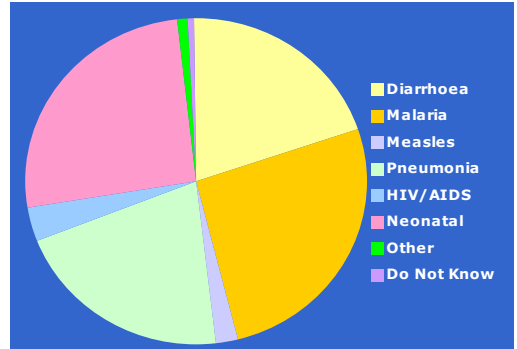
## Demographics

- Total under-five population: 21,943,000
- Under-five mortality rank: 13
- Under-one mortality rate: 101
- Neonatal mortality rate: 48

- Under-five mortality rate



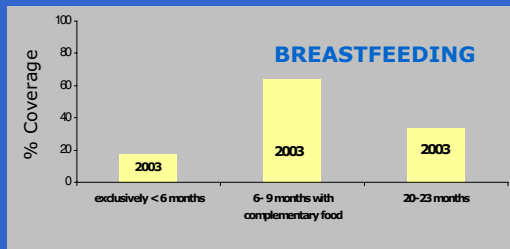
## Epidemiological Profile



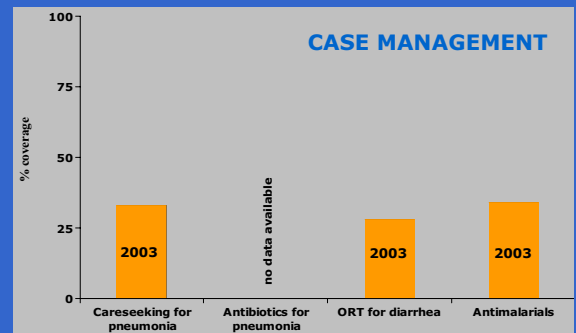
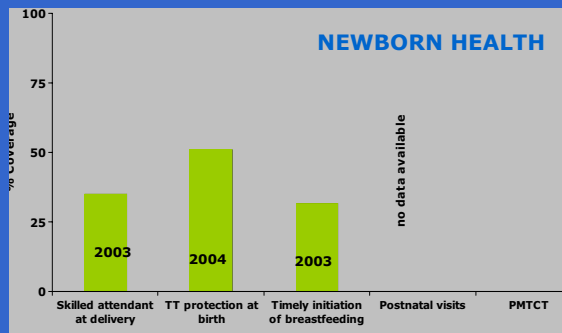
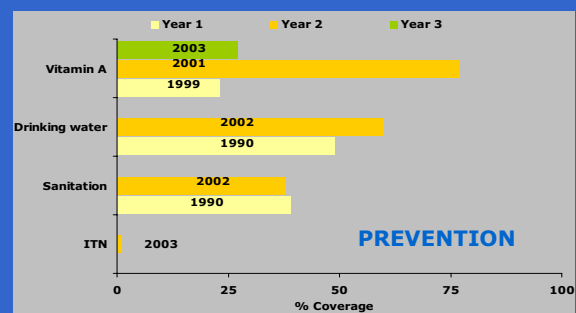
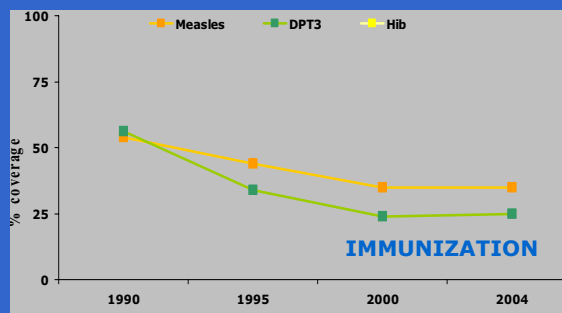
\*These estimates are not country specific. Based on epidemiological profile #2 as described in Black RE, Morris SS & Bryce J. Where and why are 10 million children dying every year. *Lancet* 2003; 361: 2226-34.

## Nutrition

- % low birth weight: 14
- % under-fives stunted: 38
- % under-fives underweight: 29



## Child Survival Intervention Coverage



## National Health Policies

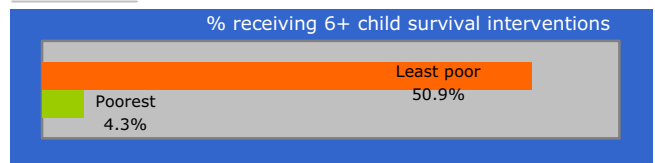
- Int'l Code of Marketing Breastmilk Substitutes
- New ORS formula
- Use of zinc for treatment of diarrhoea
- Hib vaccine in schedule as of 31 December 2004
- Community treatment of pneumonia with antibiotics

- |   |  |   |
|---|--|---|
| <input type="checkbox"/> YES            | <input type="checkbox"/> NO            | <input checked="" type="checkbox"/> Partial |
| <input checked="" type="checkbox"/> YES | <input type="checkbox"/> NO            | <input type="checkbox"/> Partial            |
| <input type="checkbox"/> YES            | <input checked="" type="checkbox"/> NO | <input type="checkbox"/> Partial            |
| <input type="checkbox"/> YES            | <input checked="" type="checkbox"/> NO | <input type="checkbox"/> Partial            |
| <input checked="" type="checkbox"/> YES | <input type="checkbox"/> NO            | <input type="checkbox"/> Partial            |

## Determinants of Coverage

- Policies and Political Commitment [under development]
- Human Resources [under development]
- Financial Flows: Per capita total expenditure on health at average exchange rate (USD) 2002: 19

## Equity

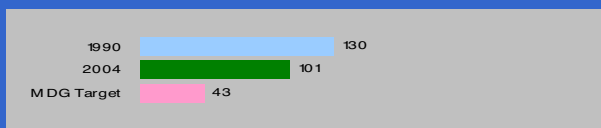


# PAKISTAN

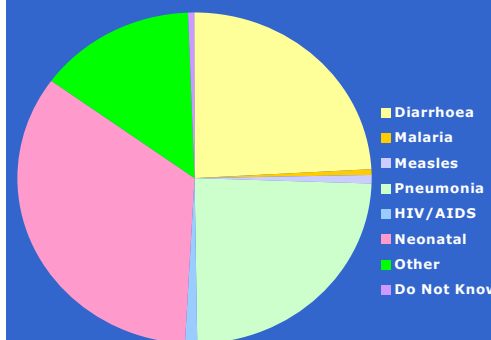
## Demographics

- Total under-five population 20,922,000
- Under-five mortality rank 47
- Under-one mortality rate 80
- Neonatal mortality rate 49

- Under-five mortality rate



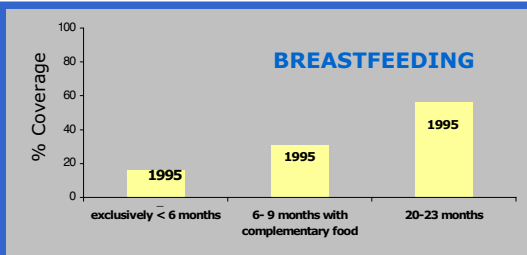
## Epidemiological Profile



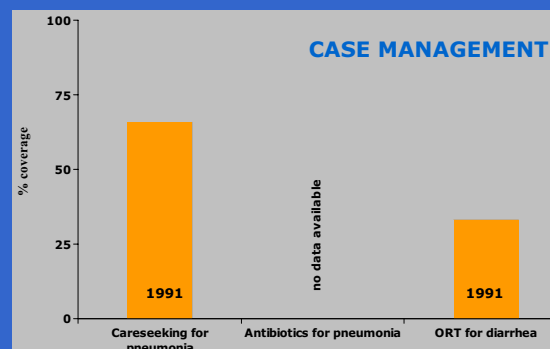
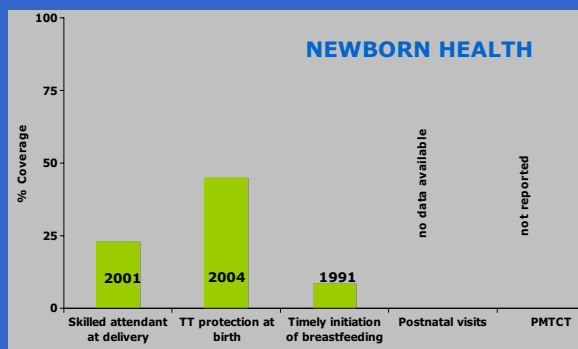
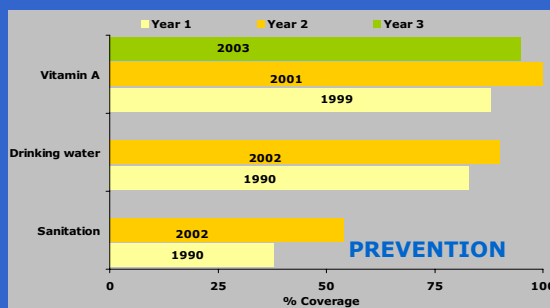
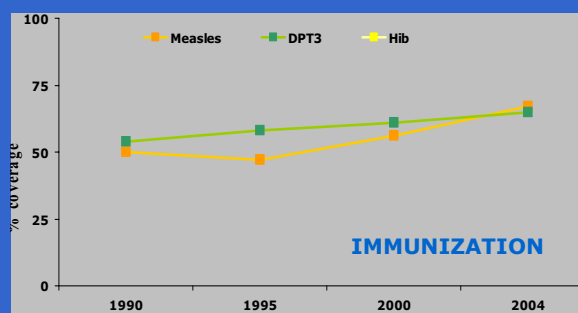
\*These estimates are not country specific. Based on epidemiological profile #1 as described in Black RE, Morris SS & Bryce J. Where and why are 10 million children dying every year. *Lancet* 2003; 361: 2226-34.

## Nutrition

- % low birth weight 19
- % under-fives stunted 37
- % under-fives underweight 38



## Child Survival Intervention Coverage



## National Health Policies

- Int'l Code of Marketing Breastmilk Substitutes
- New ORS formula
- Use of zinc for treatment of diarrhoea
- Hib vaccine in schedule as of 31 December 2004
- Community treatment of pneumonia with antibiotics

- |   |  |   |
|---|--|---|
| <input type="checkbox"/> YES            | <input type="checkbox"/> NO            | <input checked="" type="checkbox"/> Partial |
| <input type="checkbox"/> YES            | <input checked="" type="checkbox"/> NO | <input type="checkbox"/> Partial            |
| <input type="checkbox"/> YES            | <input checked="" type="checkbox"/> NO | <input type="checkbox"/> Partial            |
| <input type="checkbox"/> YES            | <input checked="" type="checkbox"/> NO | <input type="checkbox"/> Partial            |
| <input checked="" type="checkbox"/> YES | <input type="checkbox"/> NO            | <input type="checkbox"/> Partial            |

## Determinants of Coverage

- Policies and Political Commitment [under development]
- Human Resources [under development]
- Financial Flows: Per capita total expenditure on health at average exchange rate (USD) 2002 13

## Equity

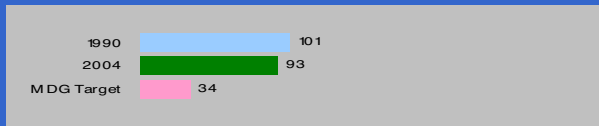
DATA NOT AVAILABLE

# PAPUA NEW GUINEA

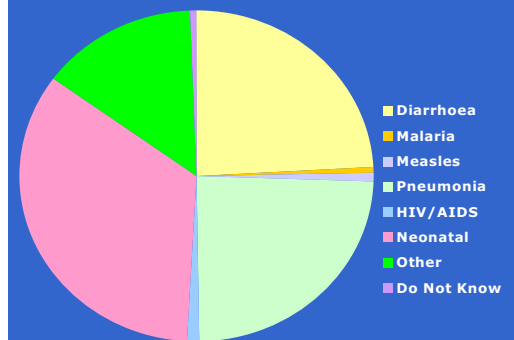
## Demographics

- Total under-five population 820,000
- Under-five mortality rank 48
- Under-one mortality rate 68
- Neonatal mortality rate 2

- Under-five mortality rate



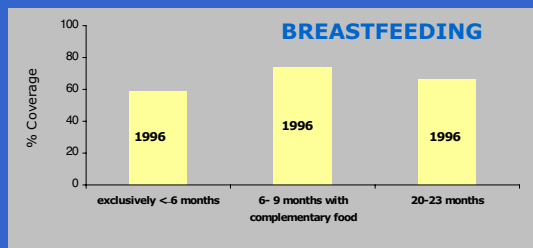
## Epidemiological Profile



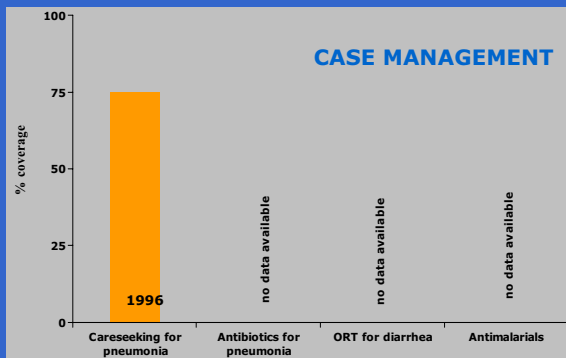
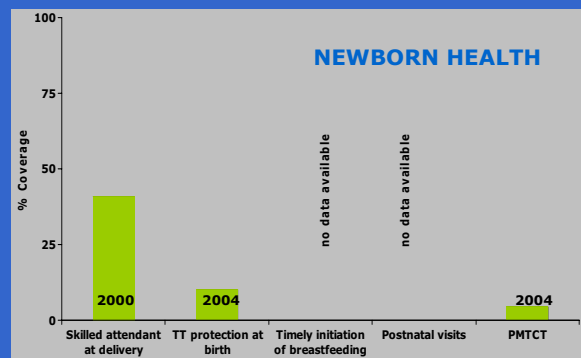
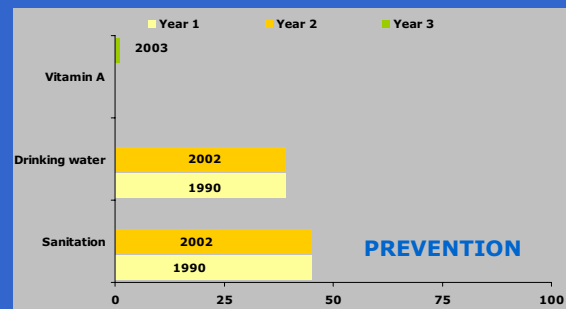
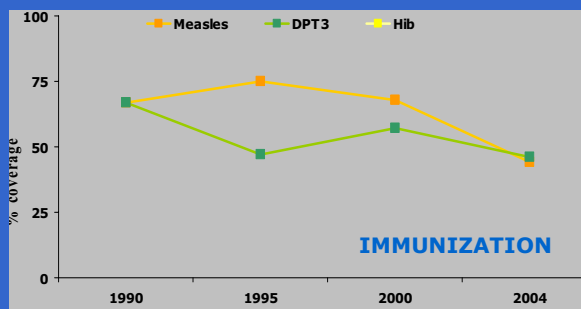
\*These estimates are not country specific. Based on epidemiological profile #1 as described in Black RE, Morris SS & Bryce J. Where and why are 10 million children dying every year. *Lancet* 2003; 361: 2226-34.

## Nutrition

- % low birth weight 11
- % under-fives stunted —
- % under-fives underweight —



## Child Survival Intervention Coverage



## National Health Policies

- Int'l Code of Marketing Breastmilk Substitutes
- New ORS formula
- Use of zinc for treatment of diarrhoea
- Hib vaccine in schedule as of 31 December 2004
- Community treatment of pneumonia with antibiotics

- |                              |  |   |
|------------------------------|--|---|
| <input type="checkbox"/> YES | <input type="checkbox"/> NO            | <input checked="" type="checkbox"/> Partial |
| <input type="checkbox"/> YES | <input checked="" type="checkbox"/> NO | <input type="checkbox"/> Partial            |
| <input type="checkbox"/> YES | <input checked="" type="checkbox"/> NO | <input type="checkbox"/> Partial            |
| <input type="checkbox"/> YES | <input checked="" type="checkbox"/> NO | <input type="checkbox"/> Partial            |
| <input type="checkbox"/> YES | <input checked="" type="checkbox"/> NO | <input type="checkbox"/> Partial            |

## Determinants of Coverage

- Policies and Political Commitment [under development]
- Human Resources [under development]
- Financial Flows: Per capita total expenditure on health at average exchange rate (USD) 2002 22

## Equity

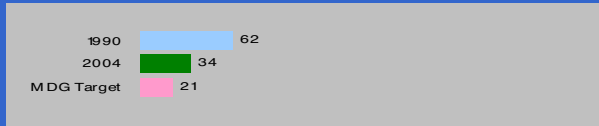
**DATA NOT AVAILABLE**

# PHILIPPINES

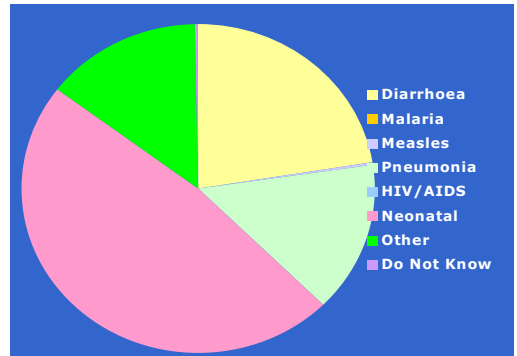
## Demographics

- Total under-five population 9,873,000
- Under-five mortality rank 8
- Under-one mortality rate 26
- Neonatal mortality rate 18

- Under-five mortality rate



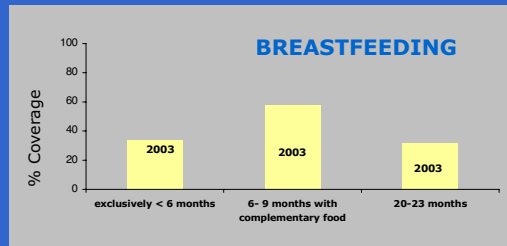
## Epidemiological Profile



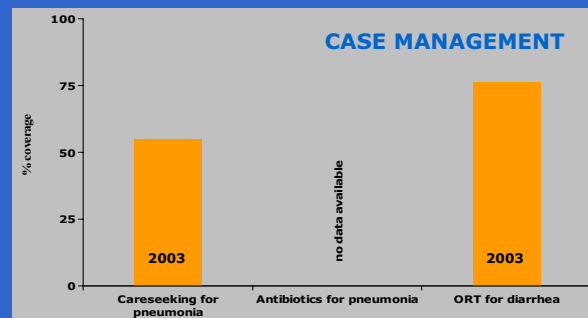
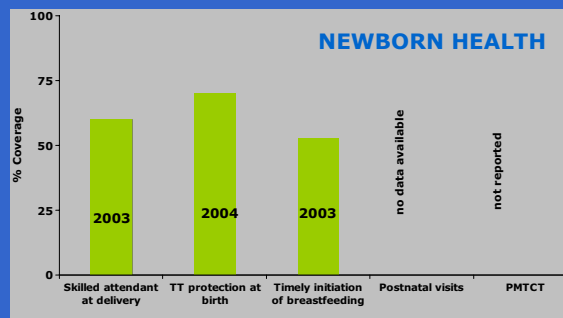
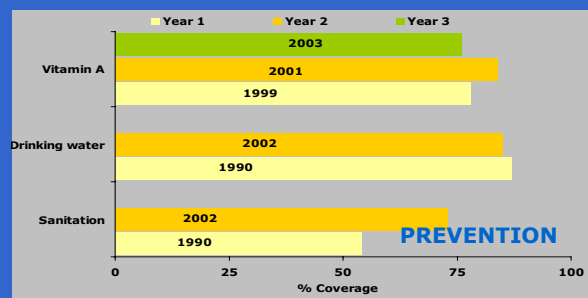
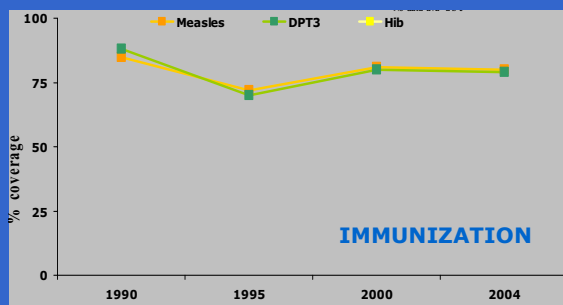
\*These estimates are not country specific. Based on epidemiological profile #3 as described in Black RE, Morris SS & Bryce J. Where and why are 10 million children dying every year. *Lancet* 2003; 361: 2226-34.

## Nutrition

- % low birth weight 20
- % under-fives stunted 30
- % under-fives underweight 28



## Child Survival Intervention Coverage



## National Health Policies

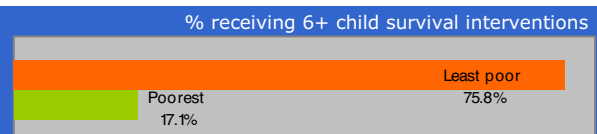
- Int'l Code of Marketing Breastmilk Substitutes
- New ORS formula
- Use of zinc for treatment of diarrhoea
- Hib vaccine in schedule as of 31 December 2004
- Community treatment of pneumonia with antibiotics

- |   |  |                                  |
|---|--|----------------------------------|
| <input checked="" type="checkbox"/> YES | <input type="checkbox"/> NO            | <input type="checkbox"/> Partial |
| <input type="checkbox"/> YES            | <input checked="" type="checkbox"/> NO | <input type="checkbox"/> Partial |
| <input type="checkbox"/> YES            | <input checked="" type="checkbox"/> NO | <input type="checkbox"/> Partial |
| <input type="checkbox"/> YES            | <input checked="" type="checkbox"/> NO | <input type="checkbox"/> Partial |
| <input checked="" type="checkbox"/> YES | <input type="checkbox"/> NO            | <input type="checkbox"/> Partial |

## Determinants of Coverage

- Policies and Political Commitment [under development]
- Human Resources [under development]
- Financial Flows: Per capita total expenditure on health at average exchange rate (USD) 2002 28

## Equity




# RWANDA

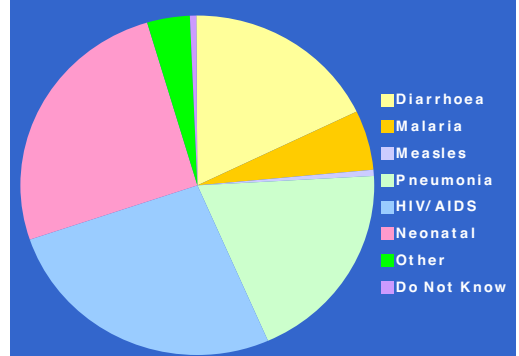
## Demographics

- Total under-five population 1,477,000
- Under-five mortality rank 10
- Under-one mortality rate 118
- Neonatal mortality rate 44

- Under-five mortality rate



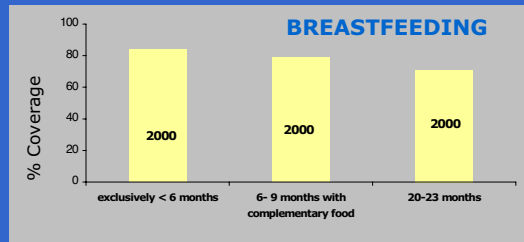
## Epidemiological Profile



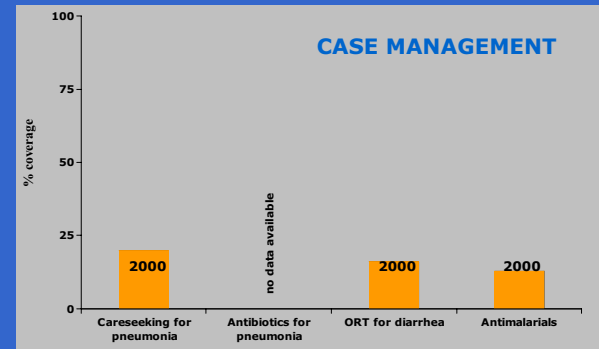
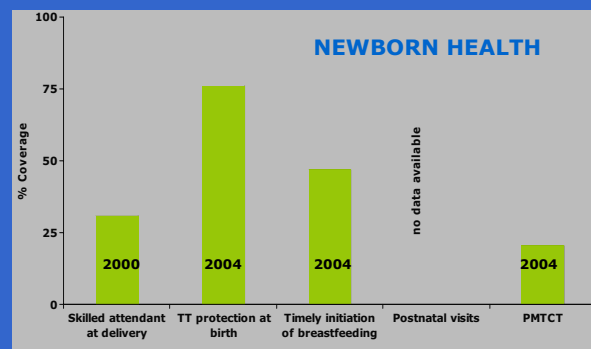

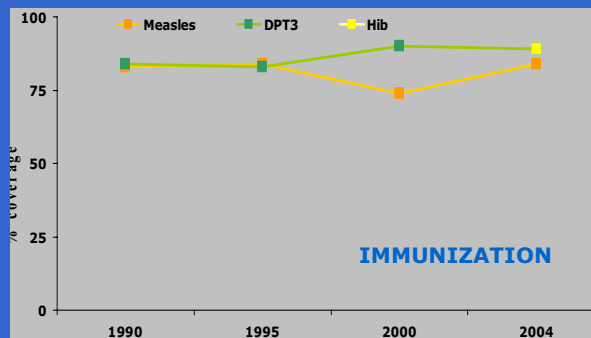
\*These estimates are not country specific. Based on epidemiological profile #5 as described in Black RE, Morris SS & Bryce J. Where and why are 10 million children dying every year. *Lancet* 2003; 361: 2226-34.

## Nutrition

- % low birth weight 9
- % under-fives stunted 41
- % under-fives underweight 27



## Child Survival Intervention Coverage



## National Health Policies

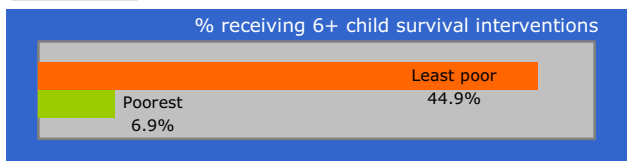
- Int'l Code of Marketing Breastmilk Substitutes
- New ORS formula
- Use of zinc for treatment of diarrhoea
- Hib vaccine in schedule as of 31 December 2004
- Community treatment of pneumonia with antibiotics

- |   |  |   |
|---|--|---|
| <input type="checkbox"/> YES            | <input type="checkbox"/> NO            | <input checked="" type="checkbox"/> Partial |
| <input type="checkbox"/> YES            | <input checked="" type="checkbox"/> NO | <input type="checkbox"/> Partial            |
| <input type="checkbox"/> YES            | <input checked="" type="checkbox"/> NO | <input type="checkbox"/> Partial            |
| <input checked="" type="checkbox"/> YES | <input type="checkbox"/> NO            | <input type="checkbox"/> Partial            |
| <input type="checkbox"/> YES            | <input checked="" type="checkbox"/> NO | <input type="checkbox"/> Partial            |

## Determinants of Coverage

- Policies and Political Commitment [under development]
- Human Resources [under development]
- Financial Flows: Per capita total expenditure on health at average exchange rate (USD) 2002 11

## Equity

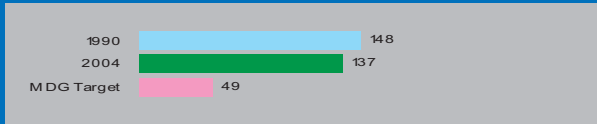


# SENEGAL

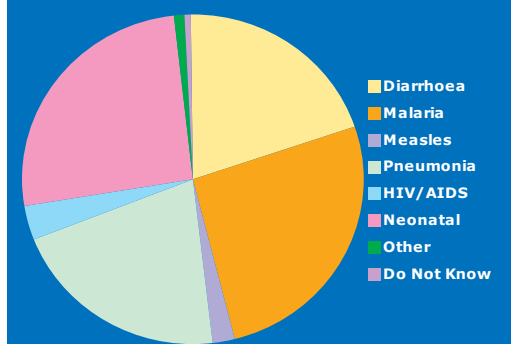
## Demographics

- Total under-five population 1,820,000
- Under-five mortality rank 29
- Under-one mortality rate 78
- Neonatal mortality rate 37

- Under-five mortality rate



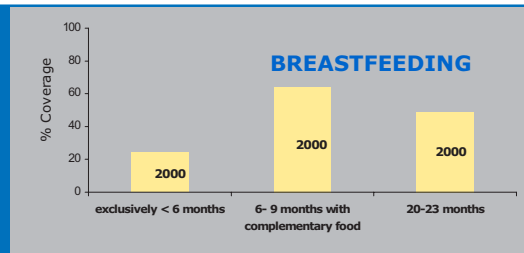
## Epidemiological Profile



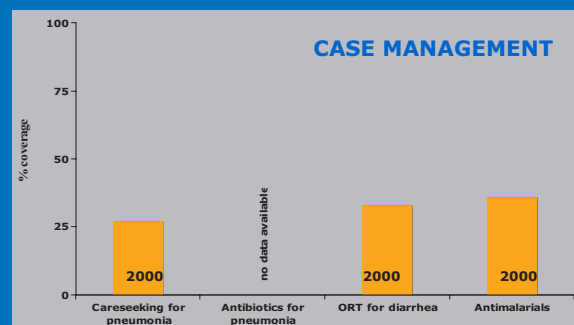
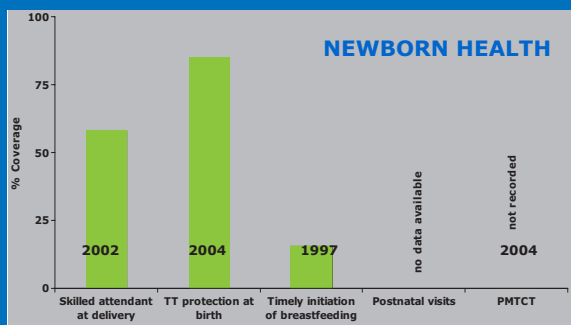
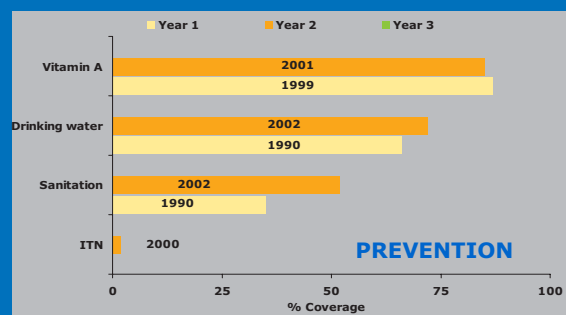
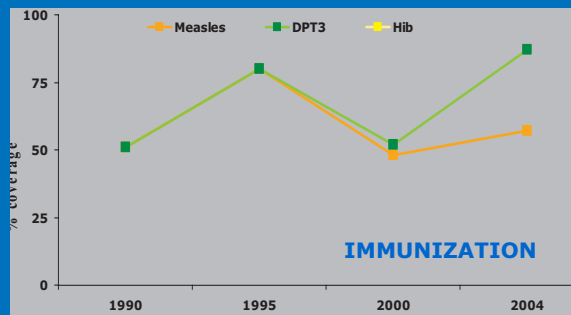
\*These estimates are not country specific. Based on epidemiological profile #2 as described in Black RE, Morris SS & Bryce J. Where and why are 10 million children dying every year. *Lancet* 2003; 361: 2226-34.

## Nutrition

- % low birth weight 18
- % under-fives stunted 16
- % under-fives underweight 17



## Child Survival Intervention Coverage



## National Health Policies

- Int'l Code of Marketing Breastmilk Substitutes
- New ORS formula
- Use of zinc for treatment of diarrhoea
- Hib vaccine in schedule as of 31 December 2004
- Community treatment of pneumonia with antibiotics

- |   |  |   |
|---|--|---|
| <input type="checkbox"/> YES            | <input type="checkbox"/> NO            | <input checked="" type="checkbox"/> Partial |
| <input type="checkbox"/> YES            | <input checked="" type="checkbox"/> NO | <input type="checkbox"/> Partial            |
| <input type="checkbox"/> YES            | <input checked="" type="checkbox"/> NO | <input type="checkbox"/> Partial            |
| <input type="checkbox"/> YES            | <input checked="" type="checkbox"/> NO | <input type="checkbox"/> Partial            |
| <input checked="" type="checkbox"/> YES | <input type="checkbox"/> NO            | <input type="checkbox"/> Partial            |

## Determinants of Coverage

- Policies and Political Commitment [under development]
- Human Resources [under development]
- Financial Flows: Per capita total expenditure on health at average exchange rate (USD) 2002 27

## Equity


**DATA NOT AVAILABLE**

# SIERRA LEONE

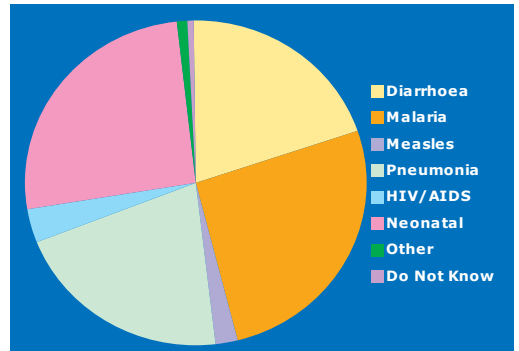
## Demographics

- Total under-five population 925, 000
- Under-five mortality rank 1
- Under-one mortality rate 165
- Neonatal mortality rate —

- Under-five mortality rate



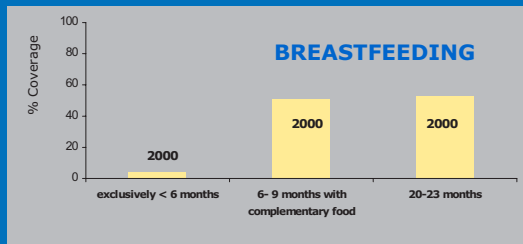
## Epidemiological Profile



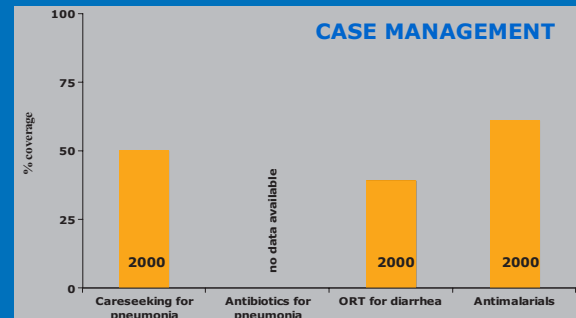
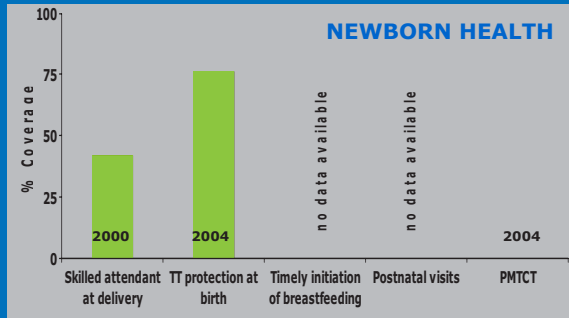
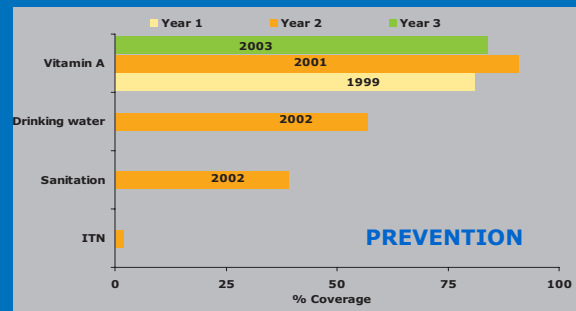
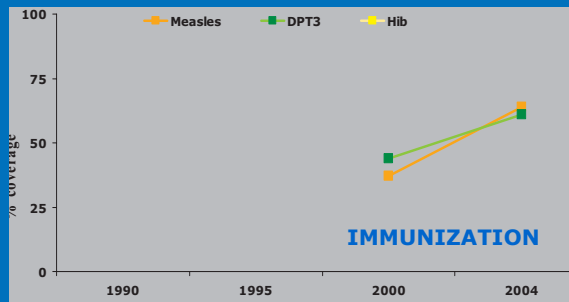
\*These estimates are not country specific. Based on epidemiological profile #2 as described in Black RE, Morris SS & Bryce J. Where and why are 10 million children dying every year. *Lancet* 2003; 361: 2226-34.

## Nutrition

- % low birth weight 23
- % under-fives stunted 34
- % under-fives underweight 27



## Child Survival Intervention Coverage



## National Health Policies

- Int'l Code of Marketing Breastmilk Substitutes
- New ORS formula
- Use of zinc for treatment of diarrhoea
- Hib vaccine in schedule as of 31 December 2004
- Community treatment of pneumonia with antibiotics

- |   |  |   |
|---|--|---|
| <input type="checkbox"/> YES            | <input type="checkbox"/> NO            | <input checked="" type="checkbox"/> Partial |
| <input checked="" type="checkbox"/> YES | <input type="checkbox"/> NO            | <input type="checkbox"/> Partial            |
| <input type="checkbox"/> YES            | <input checked="" type="checkbox"/> NO | <input type="checkbox"/> Partial            |
| <input type="checkbox"/> YES            | <input checked="" type="checkbox"/> NO | <input type="checkbox"/> Partial            |
| <input type="checkbox"/> YES            | <input checked="" type="checkbox"/> NO | <input type="checkbox"/> Partial            |

## Determinants of Coverage

- Policies and Political Commitment [under development]
- Human Resources [under development]
- Financial Flows: Per capita total expenditure on health at average exchange rate (USD) 2002 6

## Equity

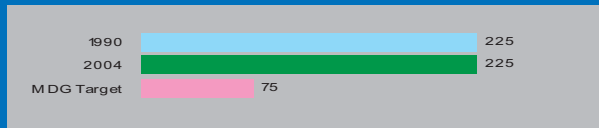
**DATA NOT AVAILABLE**

# SOMALIA

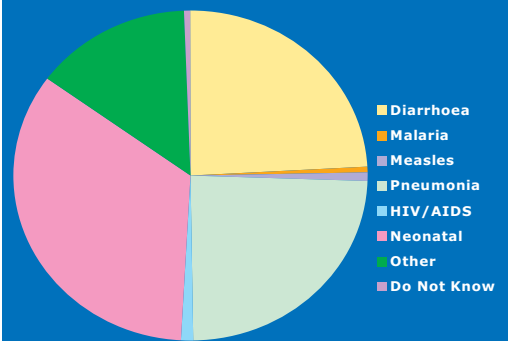
## Demographics

- Total under-five population 1,446,000
- Under-five mortality rank 6
- Under-one mortality rate 133
- Neonatal mortality rate —

- Under-five mortality rate



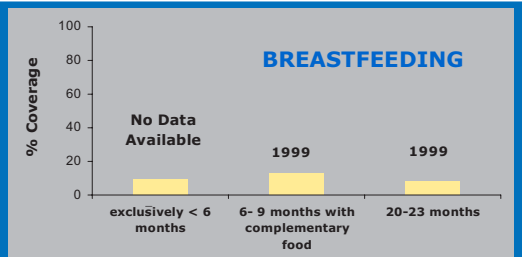
## Epidemiological Profile




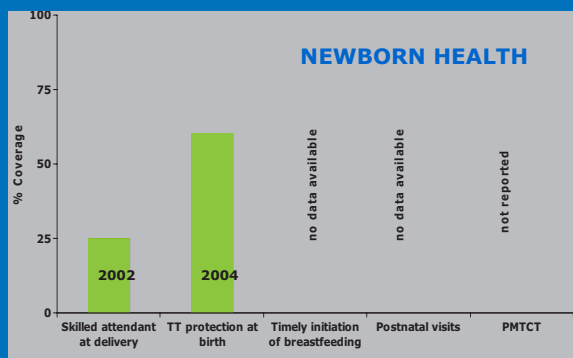
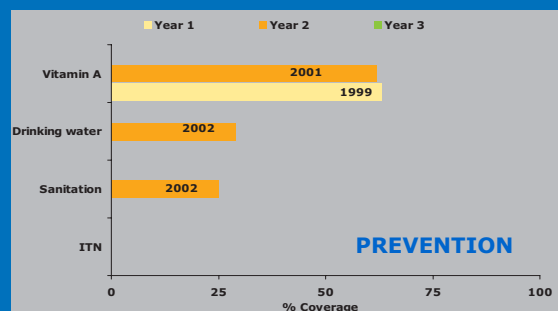
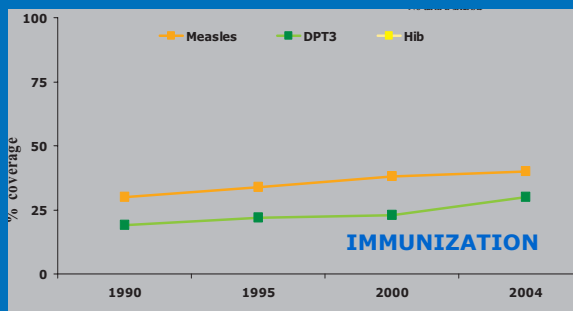
\*These estimates are not country specific. Based on epidemiological profile #1 as described in Black RE, Morris SS & Bryce J. Where and why are 10 million children dying every year. *Lancet* 2003; 361: 2226-34.

## Nutrition

- % low birth weight —
- % under-fives stunted 23
- % under-fives underweight 26



## Child Survival Intervention Coverage



## National Health Policies

- Int'l Code of Marketing Breastmilk Substitutes
- New ORS formula
- Use of zinc for treatment of diarrhoea
- Hib vaccine in schedule as of 31 December 2004
- Community treatment of pneumonia with antibiotics

- |                              |  |                                  |
|------------------------------|--|----------------------------------|
| <input type="checkbox"/> YES | <input checked="" type="checkbox"/> NO | <input type="checkbox"/> Partial |
| <input type="checkbox"/> YES | <input checked="" type="checkbox"/> NO | <input type="checkbox"/> Partial |
| <input type="checkbox"/> YES | <input checked="" type="checkbox"/> NO | <input type="checkbox"/> Partial |
| <input type="checkbox"/> YES | <input checked="" type="checkbox"/> NO | <input type="checkbox"/> Partial |
| <input type="checkbox"/> YES | <input checked="" type="checkbox"/> NO | <input type="checkbox"/> Partial |

## Determinants of Coverage

- Policies and Political Commitment *[under development]*
- Human Resources *[under development]*
- Financial Flows:  
Per capita total expenditure on health at average exchange rate (USD) 2002 *no data available*

## Equity


**DATA NOT AVAILABLE**

# SOUTH AFRICA

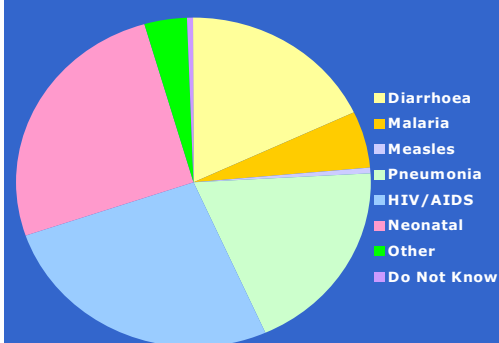
## Demographics

- Total under-five population 5,248,000
- Under-five mortality rank 65
- Under-one mortality rate 54
- Neonatal mortality rate 20

- Under-five mortality rate



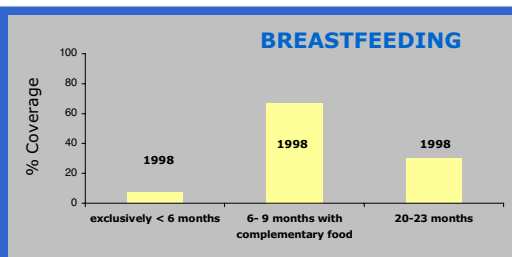
## Epidemiological Profile



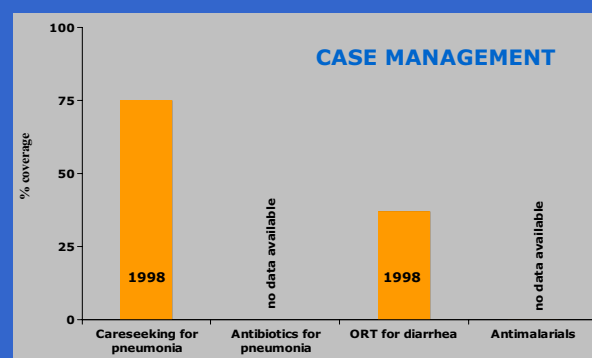
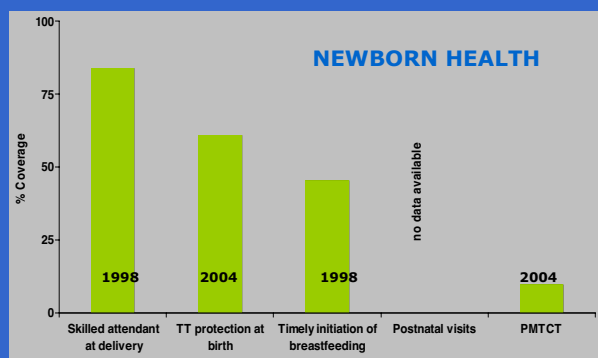
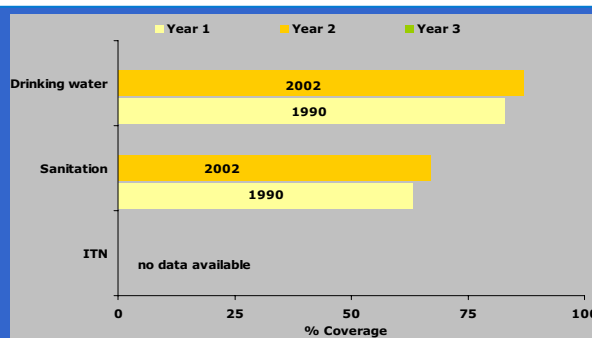
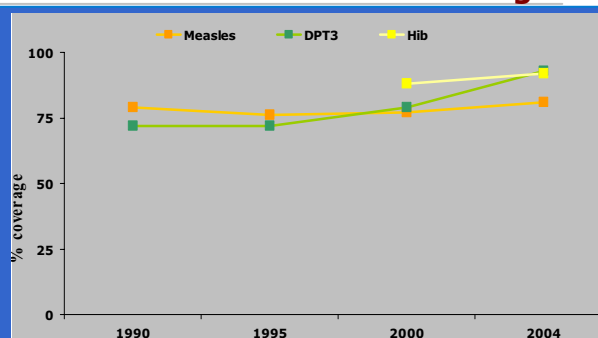
\*These estimates are not country specific. Based on epidemiological profile #5 as described in Black RE, Morris SS & Bryce J. Where and why are 10 million children dying every year. *Lancet* 2003; 361: 2226-34.

## Nutrition

- % low birth weight 15
- % under-fives stunted 25
- % under-fives underweight 12



## Child Survival Intervention Coverage



## National Health Policies

- Int'l Code of Marketing Breastmilk Substitutes
- New ORS formula
- Use of zinc for treatment of diarrhoea
- Hib vaccine in schedule as of 31 December 2004
- Community treatment of pneumonia with antibiotics

- |   |  |   |
|---|--|---|
| <input type="checkbox"/> YES            | <input type="checkbox"/> NO            | <input checked="" type="checkbox"/> Partial |
| <input checked="" type="checkbox"/> YES | <input type="checkbox"/> NO            | <input type="checkbox"/> Partial            |
| <input type="checkbox"/> YES            | <input checked="" type="checkbox"/> NO | <input type="checkbox"/> Partial            |
| <input checked="" type="checkbox"/> YES | <input type="checkbox"/> NO            | <input type="checkbox"/> Partial            |
| <input checked="" type="checkbox"/> YES | <input type="checkbox"/> NO            | <input type="checkbox"/> Partial            |

## Determinants of Coverage

- Policies and Political Commitment [under development]
- Human Resources [under development]
- Financial Flows: Per capita total expenditure on health at average exchange rate (USD) 2002 206

## Equity

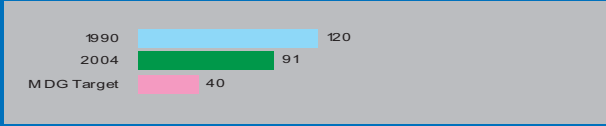
**DATA NOT AVAILABLE**

# SUDAN

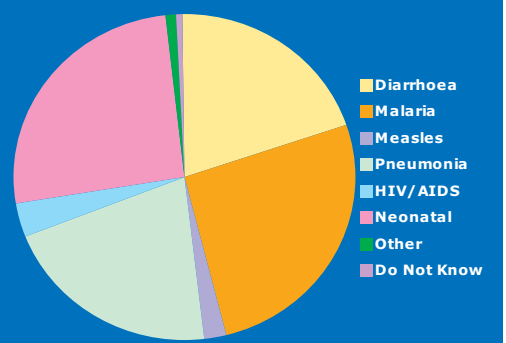
## Demographics

- Total under-five population 5,180,000
- Under-five mortality rank 49
- Under-one mortality rate 63
- Neonatal mortality rate 44

- Under-five mortality rate



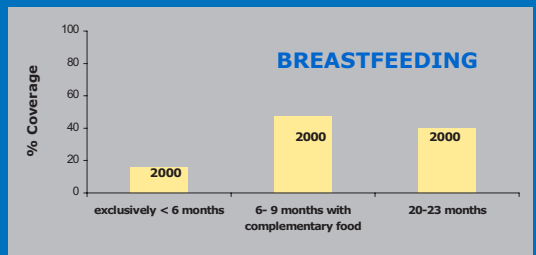
## Epidemiological Profile



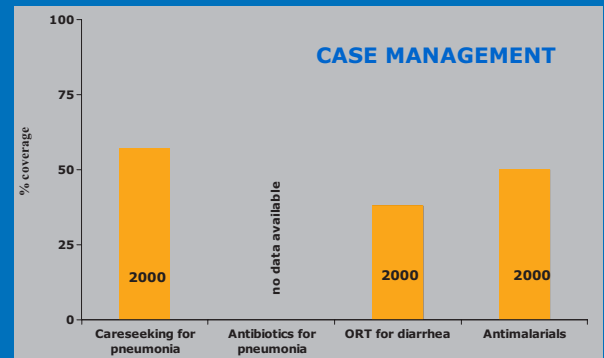
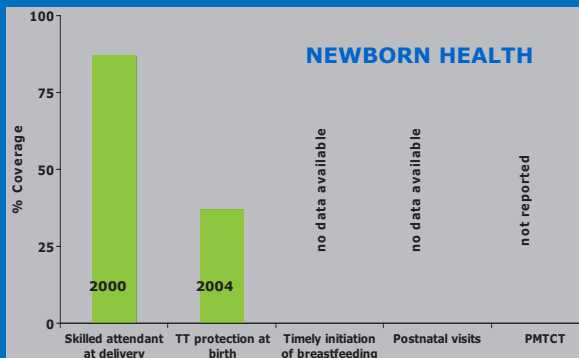

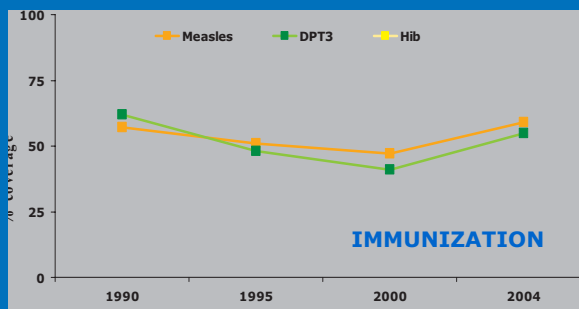
\*These estimates are not country specific. Based on epidemiological profile #2 as described in Black RE, Morris SS & Bryce J. Where and why are 10 million children dying every year. *Lancet* 2003; 361: 2226-34.

## Nutrition

- % low birth weight 31
- % under-fives stunted 43
- % under-fives underweight 41



## Child Survival Intervention Coverage



## National Health Policies

- Int'l Code of Marketing Breastmilk Substitutes
- New ORS formula
- Use of zinc for treatment of diarrhoea
- Hib vaccine in schedule as of 31 December 2004
- Community treatment of pneumonia with antibiotics

- |                              |  |   |
|------------------------------|--|---|
| <input type="checkbox"/> YES | <input type="checkbox"/> NO            | <input checked="" type="checkbox"/> Partial |
| <input type="checkbox"/> YES | <input checked="" type="checkbox"/> NO | <input type="checkbox"/> Partial            |
| <input type="checkbox"/> YES | <input checked="" type="checkbox"/> NO | <input type="checkbox"/> Partial            |
| <input type="checkbox"/> YES | <input checked="" type="checkbox"/> NO | <input type="checkbox"/> Partial            |
| <input type="checkbox"/> YES | <input checked="" type="checkbox"/> NO | <input type="checkbox"/> Partial            |

## Determinants of Coverage

- Policies and Political Commitment [under development]
- Human Resources [under development]
- Financial Flows: Per capita total expenditure on health at average exchange rate (USD) 2002 19

## Equity

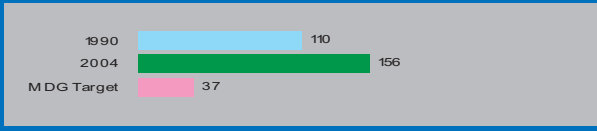
**DATA NOT AVAILABLE**

# SWAZILAND

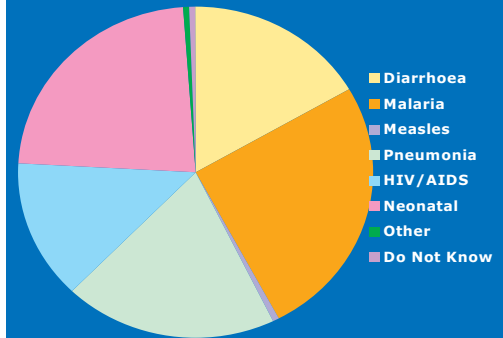
## Demographics

- Total under-five population 138,000
- Under-five mortality rank 21
- Under-one mortality rate 108
- Neonatal mortality rate —

- Under-five mortality rate



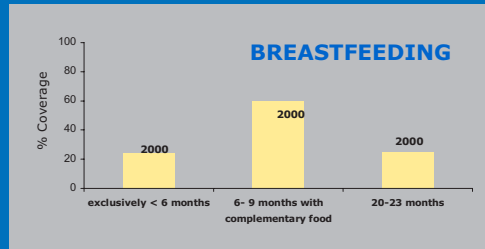
## Epidemiological Profile



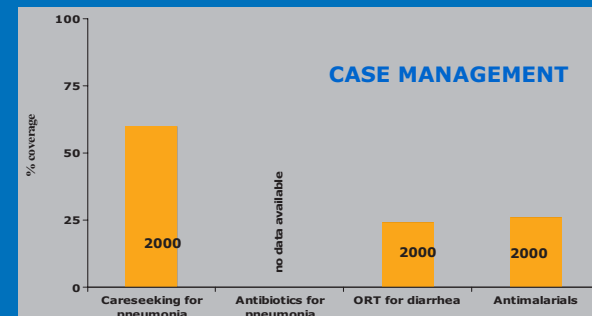
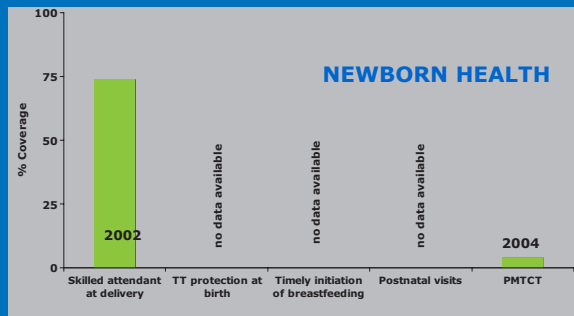
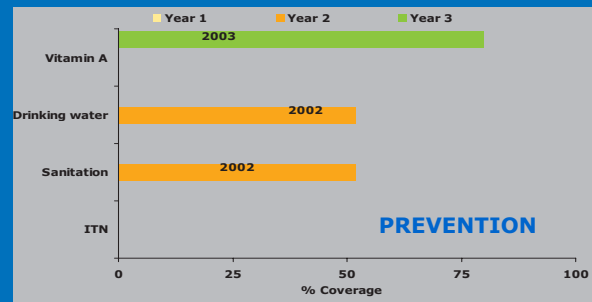
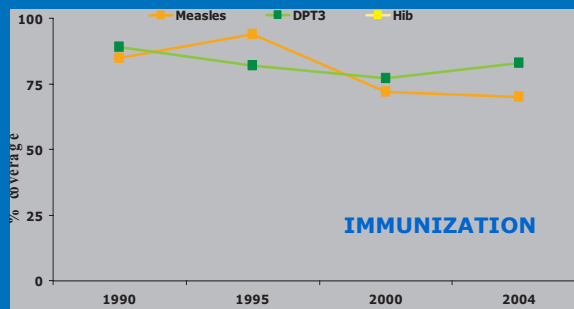
\*These estimates are not country specific. Based on epidemiological profile #4 as described in Black RE, Morris SS & Bryce J. Where and why are 10 million children dying every year. *Lancet* 2003; 361: 2226-34.

## Nutrition

- % low birth weight 9
- % under-fives stunted 30
- % under-fives underweight 10



## Child Survival Intervention Coverage



## National Health Policies

- Int'l Code of Marketing Breastmilk Substitutes
- New ORS formula
- Use of zinc for treatment of diarrhoea
- Hib vaccine in schedule as of 31 December 2004
- Community treatment of pneumonia with antibiotics

- |                              |  |   |
|------------------------------|--|---|
| <input type="checkbox"/> YES | <input type="checkbox"/> NO            | <input checked="" type="checkbox"/> Partial |
| <input type="checkbox"/> YES | <input checked="" type="checkbox"/> NO | <input type="checkbox"/> Partial            |
| <input type="checkbox"/> YES | <input checked="" type="checkbox"/> NO | <input type="checkbox"/> Partial            |
| <input type="checkbox"/> YES | <input checked="" type="checkbox"/> NO | <input type="checkbox"/> Partial            |
| <input type="checkbox"/> YES | <input checked="" type="checkbox"/> NO | <input type="checkbox"/> Partial            |

## Determinants of Coverage

- Policies and Political Commitment [under development]
- Human Resources [under development]
- Financial Flows: Per capita total expenditure on health at average exchange rate (USD) 2002 66

## Equity

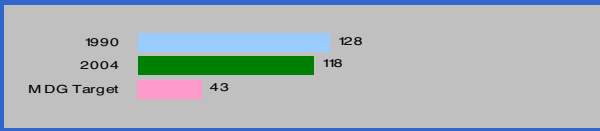
**DATA NOT AVAILABLE**

# TAJIKISTAN

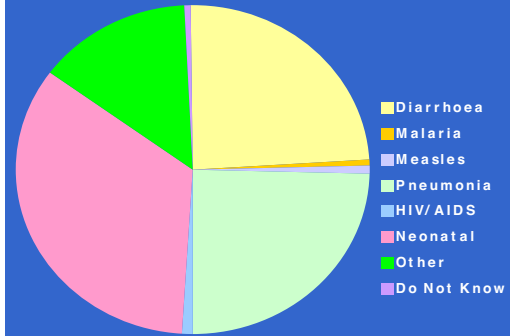
## Demographics

- Total under-five population 839,000
- Under-five mortality rank 38
- Under-one mortality rate 91
- Neonatal mortality rate —

- Under-five mortality rate



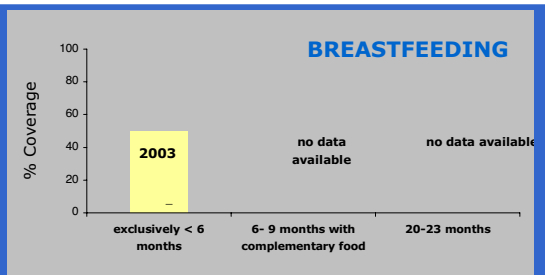
## Epidemiological Profile



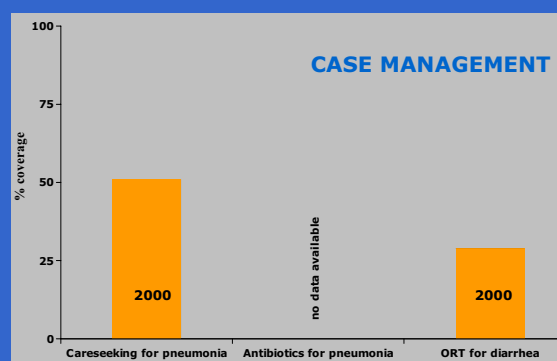
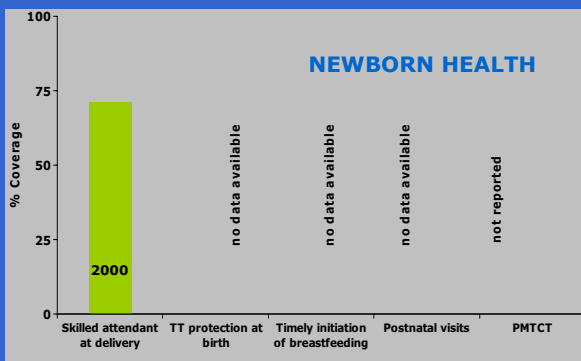
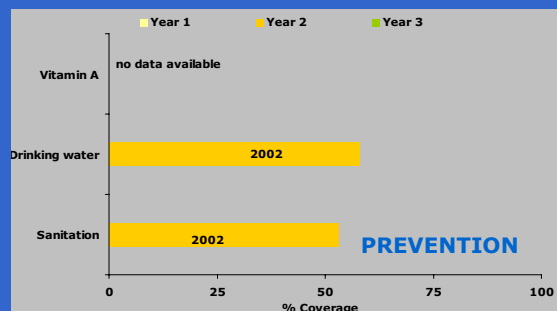
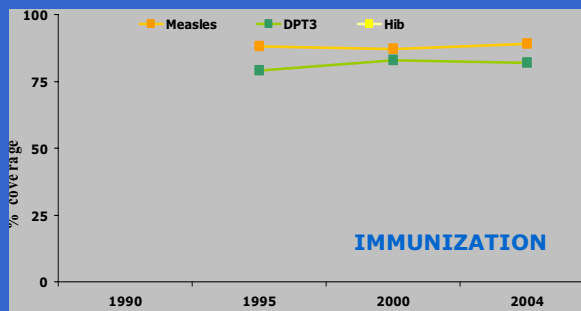
\*These estimates are not country specific. Based on epidemiological profile #1 as described in Black RE, Morris SS & Bryce J. Where and why are 10 million children dying every year. *Lancet* 2003; 361: 2226-34.

## Nutrition

- % low birth weight 15
- % under-fives stunted 36
- % under-fives underweight —



## Child Survival Intervention Coverage



## National Health Policies

- Int'l Code of Marketing Breastmilk substitutes
- New ORS formula adopted as national policy
- Use of zinc for treatment of diarrhoea
- Hib vaccine in schedule as of 31 December 2004
- Community treatment of pneumonia with antibiotics

- |   |  |                                  |
|---|--|----------------------------------|
| <input type="checkbox"/> YES            | <input type="checkbox"/> NO            | <input type="checkbox"/> Partial |
| <input checked="" type="checkbox"/> YES | <input type="checkbox"/> NO            | <input type="checkbox"/> Partial |
| <input type="checkbox"/> YES            | <input checked="" type="checkbox"/> NO | <input type="checkbox"/> Partial |
| <input type="checkbox"/> YES            | <input checked="" type="checkbox"/> NO | <input type="checkbox"/> Partial |
| <input type="checkbox"/> YES            | <input checked="" type="checkbox"/> NO | <input type="checkbox"/> Partial |

## Determinants of Coverage

- Policies and Political Commitment [under development]
- Human Resources [under development]
- Financial Flows: Per capita total expenditure on health at average exchange rate (USD) 2002 6

## Equity


DATA NOT AVAILABLE

# TANZANIA

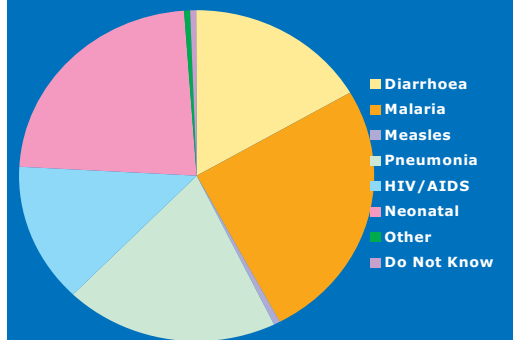
## Demographics

- Total under-five population 5,998,000
- Under-five mortality rank 31
- Under-one mortality rate 78
- Neonatal mortality rate 40

- Under-five mortality rate



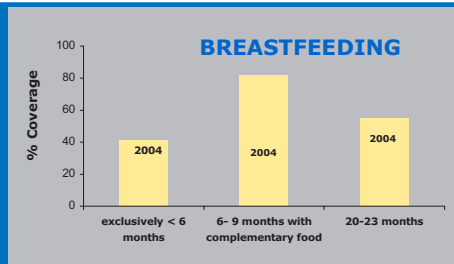
## Epidemiological Profile



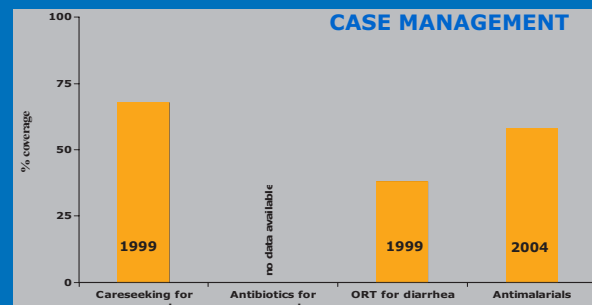
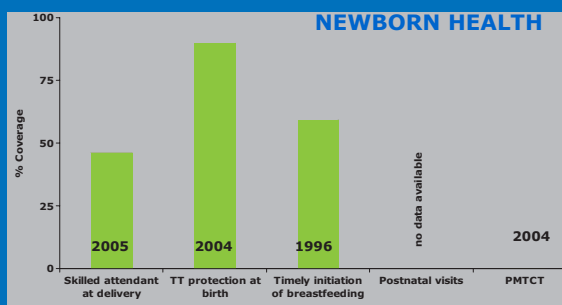
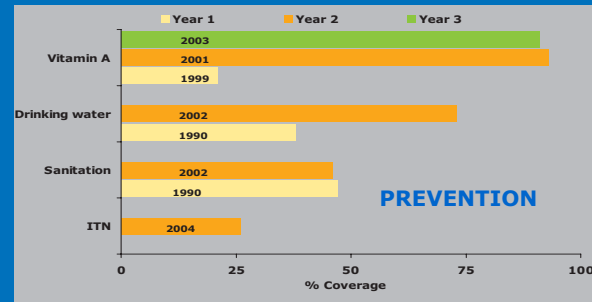
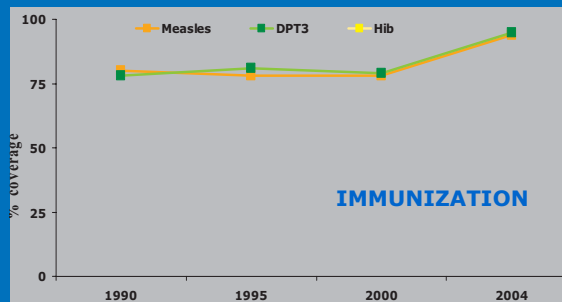
\*These estimates are not country specific. Based on epidemiological profile #4 as described in Black RE, Morris SS & Bryce J. Where and why are 10 million children dying every year. *Lancet* 2003; 361: 2226-34.

## Nutrition

- % low birth weight 13
- % under-fives stunted 38
- % under-fives underweight 22



## Child Survival Intervention Coverage



## National Health Policies

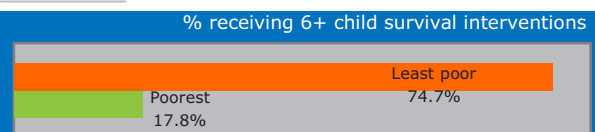
- Int'l Code of Marketing Breastmilk Substitutes
- New ORS formula
- Use of zinc for treatment of diarrhoea
- Hib vaccine in schedule as of 31 December 2004
- Community treatment of pneumonia with antibiotics

- |   |  |   |
|---|--|---|
| <input checked="" type="checkbox"/> YES | <input type="checkbox"/> NO            | <input type="checkbox"/> Partial            |
| <input type="checkbox"/> YES            | <input type="checkbox"/> NO            | <input checked="" type="checkbox"/> Partial |
| <input type="checkbox"/> YES            | <input checked="" type="checkbox"/> NO | <input type="checkbox"/> Partial            |
| <input type="checkbox"/> YES            | <input checked="" type="checkbox"/> NO | <input type="checkbox"/> Partial            |
| <input type="checkbox"/> YES            | <input checked="" type="checkbox"/> NO | <input type="checkbox"/> Partial            |

## Determinants of Coverage

- Policies and Political Commitment [under development]
- Human Resources [under development]
- Financial Flows: Per capita total expenditure on health at average exchange rate (USD) 2002 13

## Equity

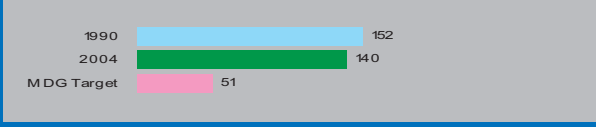


# TOGO

## Demographics

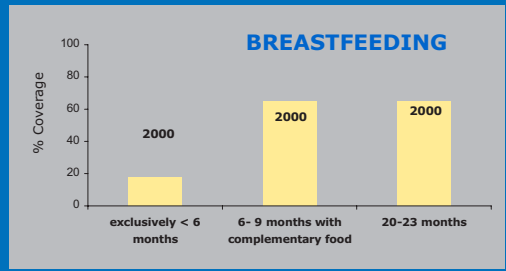
- Total under-five population 996,000
- Under-five mortality rank 27
- Under-one mortality rate 78
- Neonatal mortality rate 41

- Under-five mortality rate

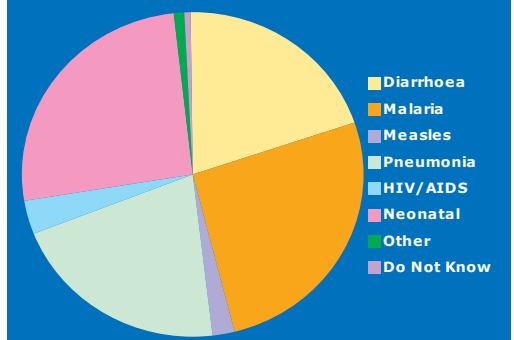


## Nutrition

- % low birth weight 18
- % under-fives stunted 22
- % under-fives underweight 25

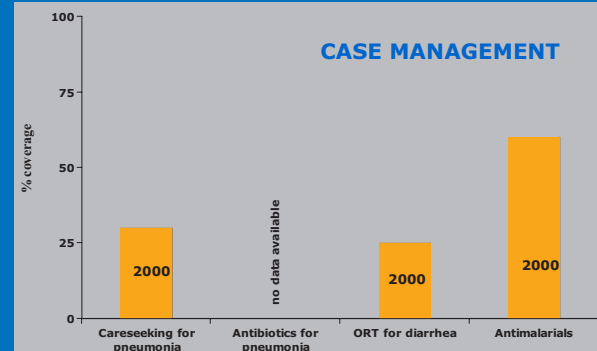
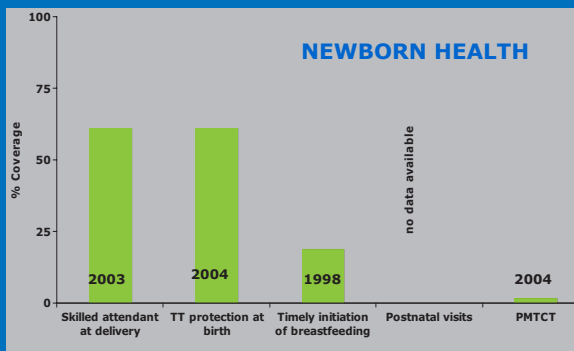

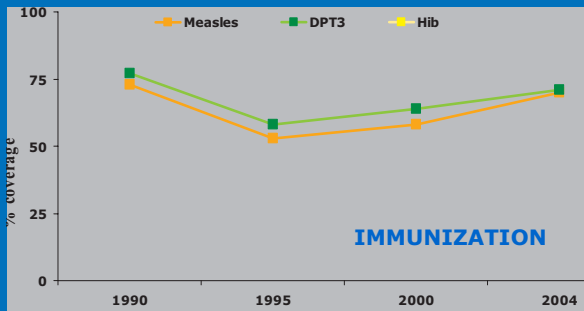


## Epidemiological Profile



\*These estimates are not country specific. Based on epidemiological profile #2 as described in Black RE, Morris SS & Bryce J. Where and why are 10 million children dying every year. *Lancet* 2003; 361: 2226-34.

## Child Survival Intervention Coverage



## National Health Policies

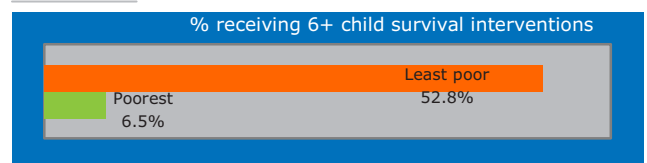
- Int'l Code of Marketing Breastmilk Substitutes
- New ORS formula
- Use of zinc for treatment of diarrhoea
- Hib vaccine in schedule as of 31 December 2004
- Community treatment of pneumonia with antibiotics

- |                              |  |   |
|------------------------------|--|---|
| <input type="checkbox"/> YES | <input type="checkbox"/> NO            | <input checked="" type="checkbox"/> Partial |
| <input type="checkbox"/> YES | <input checked="" type="checkbox"/> NO | <input type="checkbox"/> Partial            |
| <input type="checkbox"/> YES | <input checked="" type="checkbox"/> NO | <input type="checkbox"/> Partial            |
| <input type="checkbox"/> YES | <input checked="" type="checkbox"/> NO | <input type="checkbox"/> Partial            |
| <input type="checkbox"/> YES | <input checked="" type="checkbox"/> NO | <input type="checkbox"/> Partial            |

## Determinants of Coverage

- Policies and Political Commitment [under development]
- Human Resources [under development]
- Financial Flows: Per capita total expenditure on health at average exchange rate (USD) 2002 14

## Equity

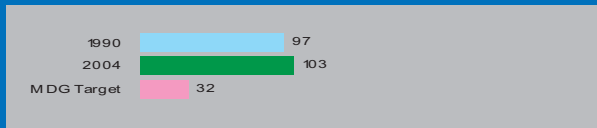


# TURKMENISTAN

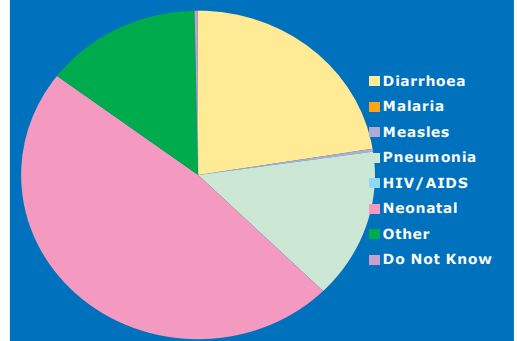
## Demographics

- Total under-five population 484,000
- Under-five mortality rank 46
- Under-one mortality rate 80
- Neonatal mortality rate —

- Under-five mortality rate



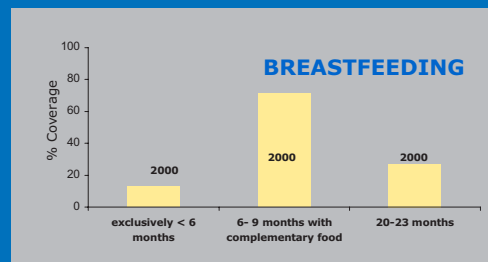
## Epidemiological Profile



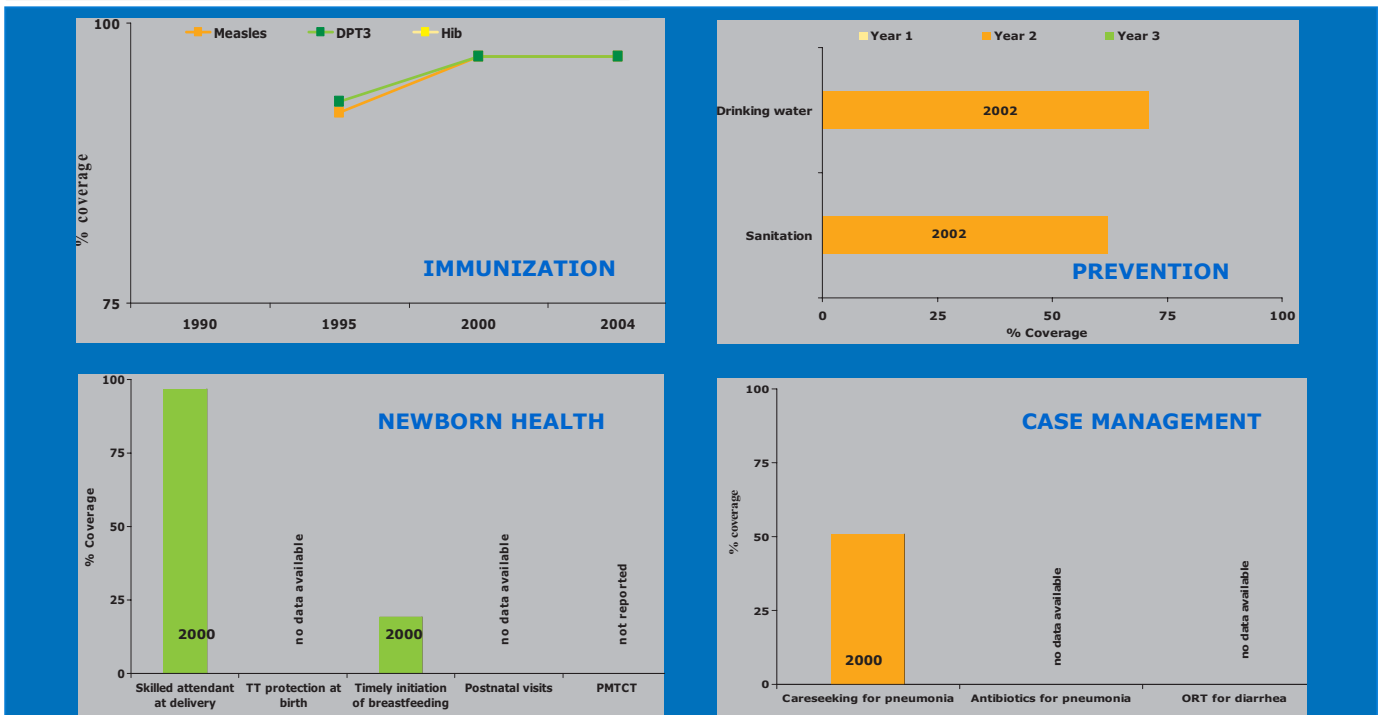
\*These estimates are not country specific. Based on epidemiological profile #3 as described in Black RE, Morris SS & Bryce J. Where and why are 10 million children dying every year. *Lancet* 2003; 361: 2226-34.

## Nutrition

- % low birth weight 6
- % under-fives stunted 22
- % under-fives underweight 12



## Child Survival Intervention Coverage



## National Health Policies

- Int'l Code of Marketing Breastmilk Substitutes
- New ORS formula
- Use of zinc for treatment of diarrhoea
- Hib vaccine in schedule as of 31 December 2004
- Community treatment of pneumonia with antibiotics

- |                              |  |   |
|------------------------------|--|---|
| <input type="checkbox"/> YES | <input type="checkbox"/> NO            | <input checked="" type="checkbox"/> Partial |
| <input type="checkbox"/> YES | <input checked="" type="checkbox"/> NO | <input type="checkbox"/> Partial            |
| <input type="checkbox"/> YES | <input checked="" type="checkbox"/> NO | <input type="checkbox"/> Partial            |
| <input type="checkbox"/> YES | <input checked="" type="checkbox"/> NO | <input type="checkbox"/> Partial            |
| <input type="checkbox"/> YES | <input type="checkbox"/> NO            | <input checked="" type="checkbox"/> Partial |

## Determinants of Coverage

- Policies and Political Commitment [under development]
- Human Resources [under development]
- Financial Flows: Per capita total expenditure on health at average exchange rate (USD) 79

## Equity

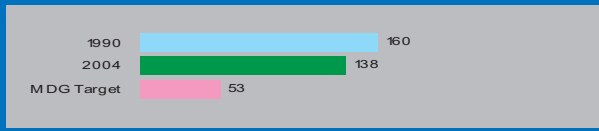
**DATA NOT AVAILABLE**

# UGANDA

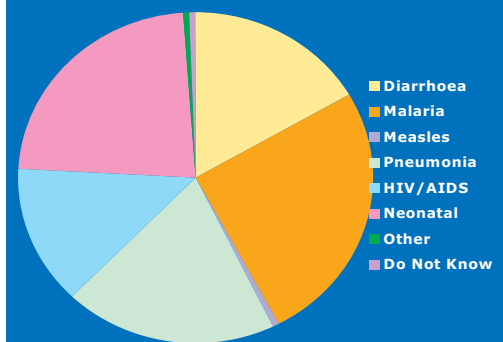
## Demographics

- Total under-five population 5,744,000
- Under-five mortality rank 28
- Under-one mortality rate 80
- Neonatal mortality rate 33

- Under-five mortality rate



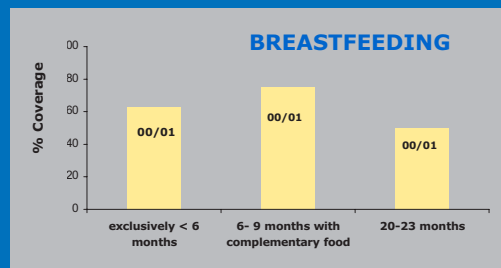
## Epidemiological Profile



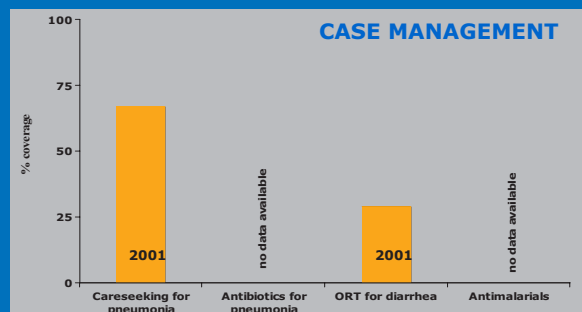
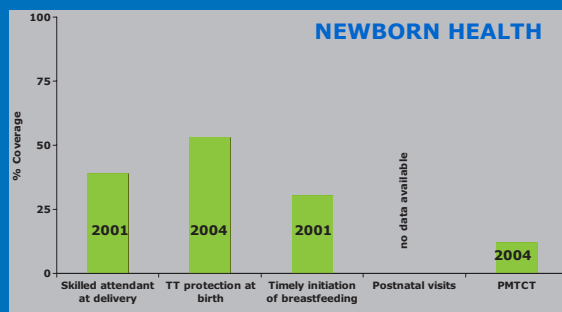

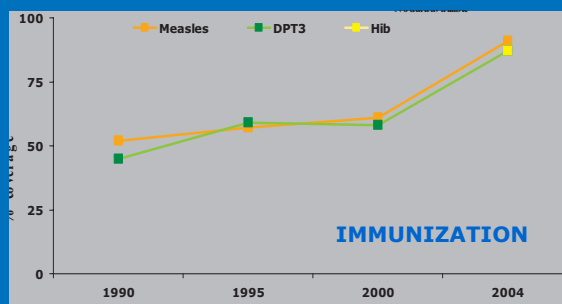
\*These estimates are not country specific. Based on epidemiological profile #4 as described in Black RE, Morris SS & Bryce J. Where and why are 10 million children dying every year. *Lancet* 2003; 361: 2226-34.

## Nutrition

- % low birth weight 12
- % under-fives stunted 39
- % under-fives underweight 23



## Child Survival Intervention Coverage



## National Health Policies

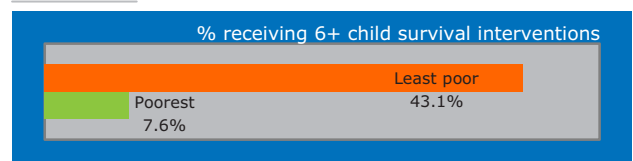
- Int'l Code of Marketing Breastmilk Substitutes
- New ORS formula
- Use of zinc for treatment of diarrhoea
- Hib vaccine in schedule as of 31 December 2004
- Community treatment of pneumonia with antibiotics

- |   |  |   |
|---|--|---|
| <input checked="" type="checkbox"/> YES | <input type="checkbox"/> NO            | <input type="checkbox"/> Partial            |
| <input type="checkbox"/> YES            | <input checked="" type="checkbox"/> NO | <input type="checkbox"/> Partial            |
| <input type="checkbox"/> YES            | <input checked="" type="checkbox"/> NO | <input type="checkbox"/> Partial            |
| <input checked="" type="checkbox"/> YES | <input type="checkbox"/> NO            | <input type="checkbox"/> Partial            |
| <input type="checkbox"/> YES            | <input type="checkbox"/> NO            | <input checked="" type="checkbox"/> Partial |

## Determinants of Coverage

- Policies and Political Commitment [under development]
- Human Resources [under development]
- Financial Flows:  
Per capita total expenditure on health at average exchange rate (USD) 2002 18

## Equity

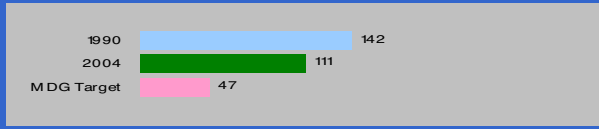


# YEMEN

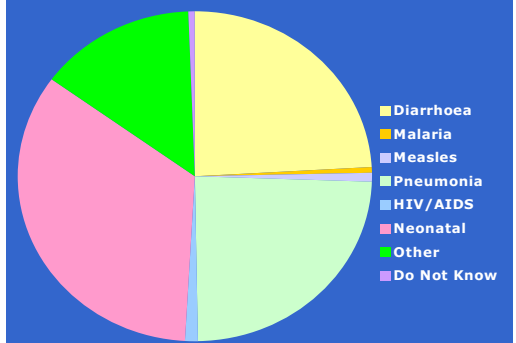
## Demographics

- Total under-five population 3,581,000
- Under-five mortality rank 43
- Under-one mortality rate 82
- Neonatal mortality rate —

- Under-five mortality rate



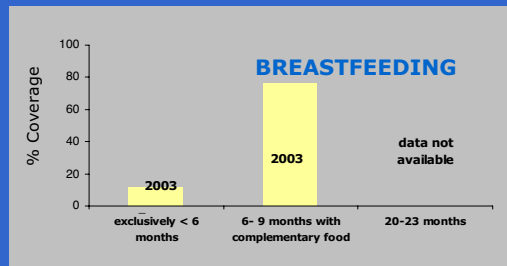
## Epidemiological Profile



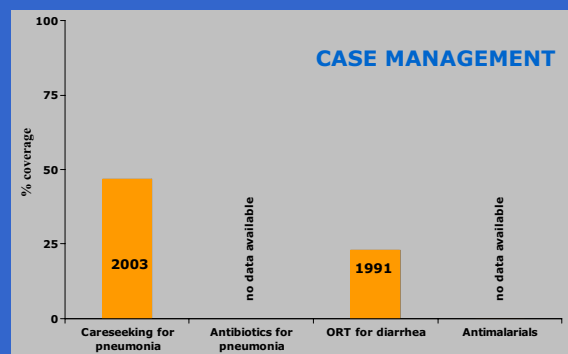
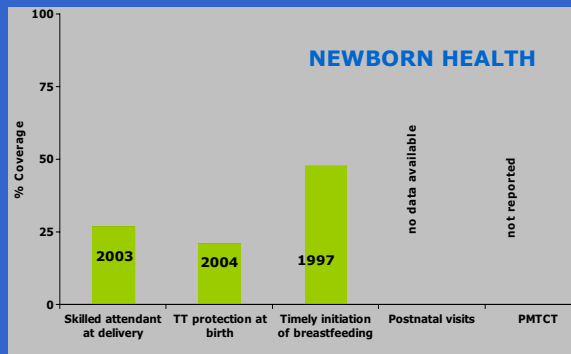

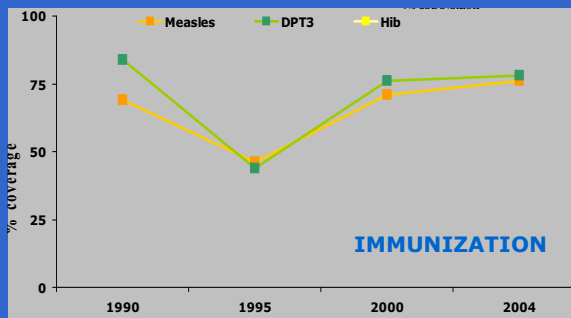
\*These estimates are not country specific. Based on epidemiological profile #1 as described in Black RE, Morris SS & Bryce J. Where and why are 10 million children dying every year. *Lancet* 2003; 361: 2226-34.

## Nutrition

- % low birth weight 32
- % under-fives stunted 53
- % under-fives underweight 46



## Child Survival Intervention Coverage



## National Health Policies

- Int'l Code of Marketing Breastmilk Substitutes
- New ORS formula
- Use of zinc for treatment of diarrhoea
- Hib vaccine in schedule as of 31 December 2004
- Community treatment of pneumonia with antibiotics

- |   |  |                                  |
|---|--|----------------------------------|
| <input checked="" type="checkbox"/> YES | <input type="checkbox"/> NO            | <input type="checkbox"/> Partial |
| <input checked="" type="checkbox"/> YES | <input type="checkbox"/> NO            | <input type="checkbox"/> Partial |
| <input type="checkbox"/> YES            | <input checked="" type="checkbox"/> NO | <input type="checkbox"/> Partial |
| <input type="checkbox"/> YES            | <input checked="" type="checkbox"/> NO | <input type="checkbox"/> Partial |
| <input type="checkbox"/> YES            | <input checked="" type="checkbox"/> NO | <input type="checkbox"/> Partial |

## Determinants of Coverage

- Policies and Political Commitment [under development]
- Human Resources [under development]
- Financial Flows: Per capita total expenditure on health at average exchange rate (USD) 2002 23

## Equity


DATA NOT AVAILABLE

# ZAMBIA

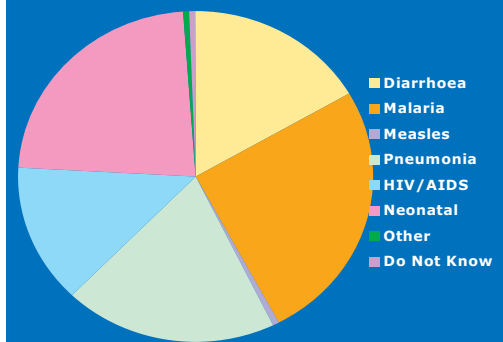
## Demographics

- Total under-five population 1,987,000
- Under-five mortality rank 18
- Under-one mortality rate 102
- Neonatal mortality rate 37

- Under-five mortality rate



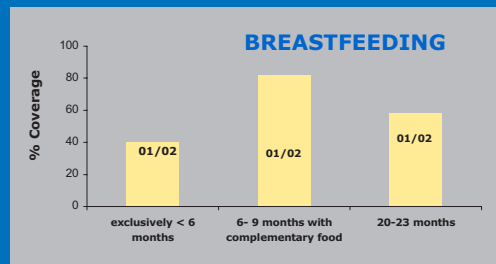
## Epidemiological Profile



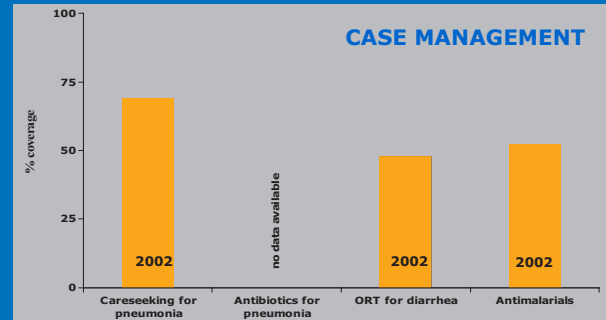
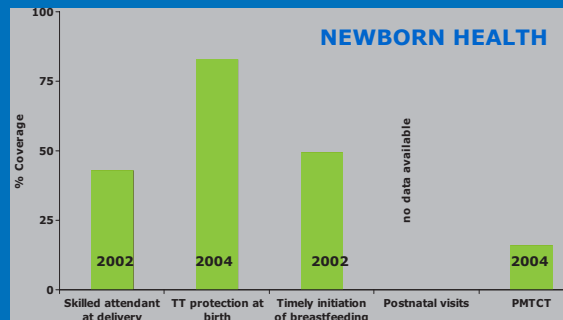
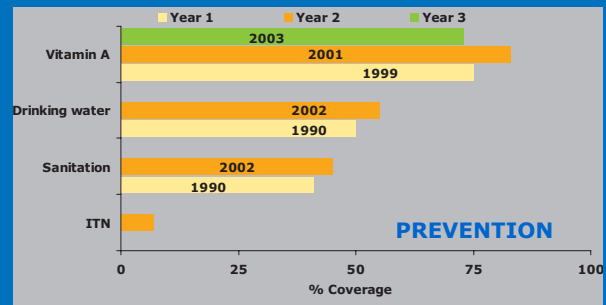
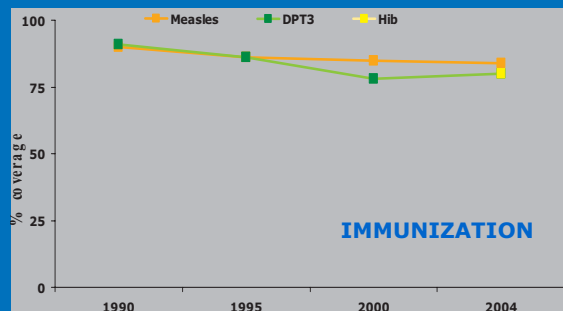
\*These estimates are not country specific. Based on epidemiological profile #4 as described in Black RE, Morris SS & Bryce J. Where and why are 10 million children dying every year. *Lancet* 2003; 361: 2226-34.

## Nutrition

- % low birth weight 12
- % under-fives stunted 49
- % under-fives underweight 23



## Child Survival Intervention Coverage



## National Health Policies

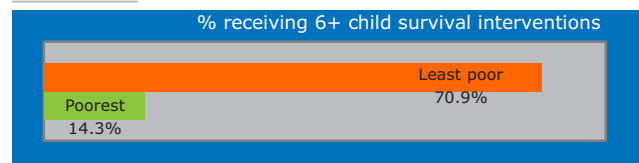
- Int'l Code of Marketing Breastmilk Substitutes
- New ORS formula
- Use of zinc for treatment of diarrhoea
- Hib vaccine in schedule as of 31 December 2004
- Community treatment of pneumonia with antibiotics

- |   |  |   |
|---|--|---|
| <input type="checkbox"/> YES            | <input type="checkbox"/> NO            | <input checked="" type="checkbox"/> Partial |
| <input type="checkbox"/> YES            | <input checked="" type="checkbox"/> NO | <input type="checkbox"/> Partial            |
| <input type="checkbox"/> YES            | <input checked="" type="checkbox"/> NO | <input type="checkbox"/> Partial            |
| <input checked="" type="checkbox"/> YES | <input type="checkbox"/> NO            | <input type="checkbox"/> Partial            |
| <input type="checkbox"/> YES            | <input checked="" type="checkbox"/> NO | <input type="checkbox"/> Partial            |

## Determinants of Coverage

- Policies and Political Commitment [under development]
- Human Resources [under development]
- Financial Flows: Per capita total expenditure on health at average exchange rate (USD) 2002 20

## Equity

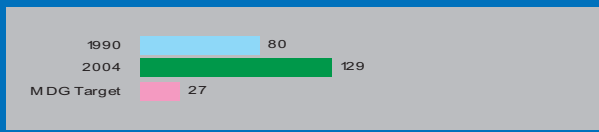


# ZIMBABWE

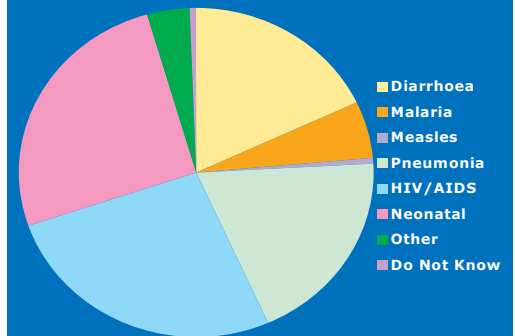
## Demographics

- Total under-five population 1,756,000
- Under-five mortality rank 30
- Under-one mortality rate 79
- Neonatal mortality rate 29

- Under-five mortality rate



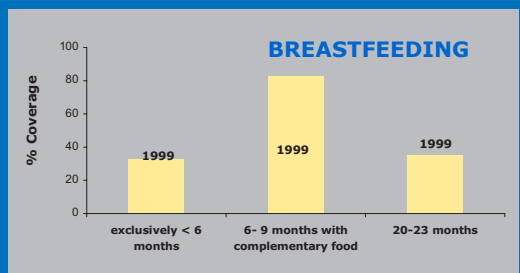
## Epidemiological Profile



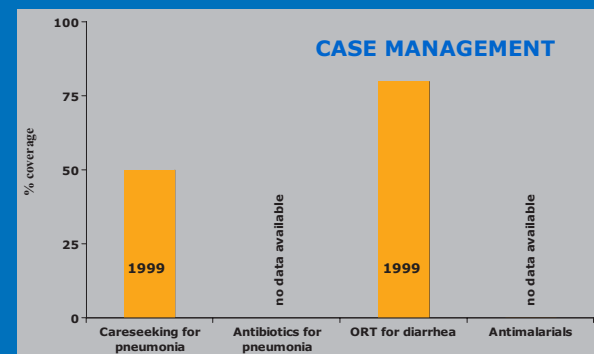
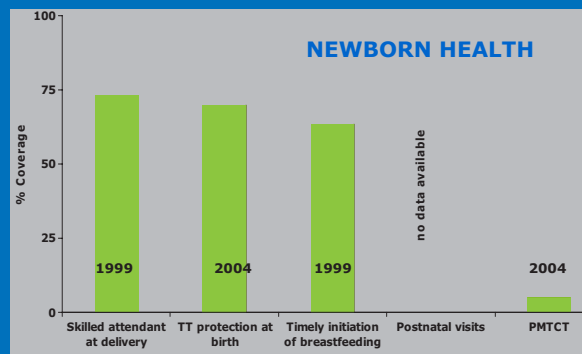
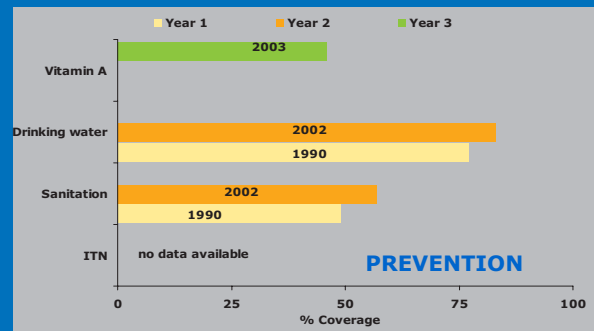
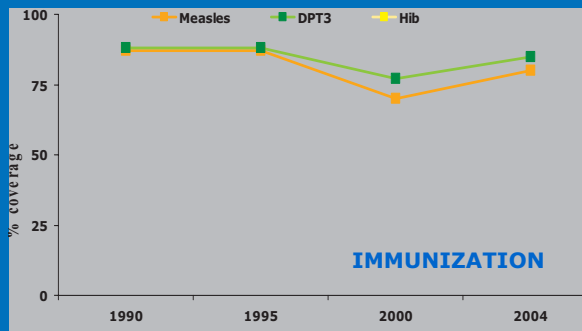
\*These estimates are not country specific. Based on epidemiological profile #5 as described in Black RE, Morris SS & Bryce J. Where and why are 10 million children dying every year. *Lancet* 2003; 361: 2226-34.

## Nutrition

- % low birth weight 11
- % under-fives stunted 27
- % under-fives underweight 13



## Child Survival Intervention Coverage



## National Health Policies

- Int'l Code of Marketing Breastmilk Substitutes
- New ORS formula
- Use of zinc for treatment of diarrhoea
- Hib vaccine in schedule as of 31 December 2004
- Community treatment of pneumonia with antibiotics

- |   |  |   |
|---|--|---|
| <input checked="" type="checkbox"/> YES | <input type="checkbox"/> NO            | <input type="checkbox"/> Partial            |
| <input type="checkbox"/> YES            | <input checked="" type="checkbox"/> NO | <input type="checkbox"/> Partial            |
| <input type="checkbox"/> YES            | <input type="checkbox"/> NO            | <input checked="" type="checkbox"/> Partial |
| <input type="checkbox"/> YES            | <input checked="" type="checkbox"/> NO | <input type="checkbox"/> Partial            |
| <input type="checkbox"/> YES            | <input checked="" type="checkbox"/> NO | <input type="checkbox"/> Partial            |

## Determinants of Coverage

- Policies and Political Commitment [under development]
- Human Resources [under development]
- Financial Flows: Per capita total expenditure on health at average exchange rate (USD) 2002 118

## Equity

