

International Nonproprietary Names for Pharmaceutical Substances (INN)

RECOMMENDED International Nonproprietary Names: List 67

Notice is hereby given that, in accordance with paragraph 7 of the Procedure for the Selection of Recommended International Nonproprietary Names for Pharmaceutical Substances [*Off. Rec. Wld Health Org.*, 1955, **60**, 3 (Resolution EB15.R7); 1969, **173**, 10 (Resolution EB43.R9); Resolution EB115.R4 (EB115/2005/REC/1)], the following names are selected as Recommended International Nonproprietary Names. The inclusion of a name in the lists of Recommended International Nonproprietary Names does not imply any recommendation of the use of the substance in medicine or pharmacy.

Lists of Proposed (1–105) and Recommended (1–66) International Nonproprietary Names can be found in *Cumulative List No. 14, 2011* (available in CD-ROM only).

Dénominations communes internationales des Substances pharmaceutiques (DCI)

Dénominations communes internationales RECOMMANDÉES: Liste 67

Il est notifié que, conformément aux dispositions du paragraphe 7 de la Procédure à suivre en vue du choix de Dénominations communes internationales recommandées pour les Substances pharmaceutiques [*Actes off. Org. mond. Santé*, 1955, **60**, 3 (résolution EB15.R7); 1969, **173**, 10 (résolution EB43.R9); résolution EB115.R4 (EB115/2005/REC/1)] les dénominations ci-dessous sont choisies par l'Organisation mondiale de la Santé en tant que dénominations communes internationales recommandées. L'inclusion d'une dénomination dans les listes de DCI recommandées n'implique aucune recommandation en vue de l'utilisation de la substance correspondante en médecine ou en pharmacie.

On trouvera d'autres listes de Dénominations communes internationales proposées (1–105) et recommandées (1–66) dans la *Liste récapitulative No. 14, 2011* (disponible sur CD-ROM seulement).

Denominaciones Comunes Internacionales para las Sustancias Farmacéuticas (DCI)

Denominaciones Comunes Internacionales RECOMENDADAS: Lista 67

De conformidad con lo que dispone el párrafo 7 del Procedimiento de Selección de Denominaciones Comunes Internacionales Recomendadas para las Sustancias Farmacéuticas [*Act. Of. Mund. Salud*, 1955, **60**, 3 (Resolución EB15.R7); 1969, **173**, 10 (Resolución EB43.R9); Resolución EB115.R4 (EB115/2005/REC/1) EB115.R4 (EB115/2005/REC/1)], se comunica por el presente anuncio que las denominaciones que a continuación se expresan han sido seleccionadas como Denominaciones Comunes Internacionales Recomendadas. La inclusión de una denominación en las listas de las Denominaciones Comunes Recomendadas no supone recomendación alguna en favor del empleo de la sustancia respectiva en medicina o en farmacia.

Las listas de Denominaciones Comunes Internacionales Propuestas (1–105) y Recomendadas (1–66) se encuentran reunidas en *Cumulative List No. 14, 2011* (disponible sólo en CD-ROM).

Latin, English, French, Spanish:

Recommended INN

Chemical name or description; Molecular formula; Graphic formula

DCI Recommandée

Nom chimique ou description; Formule brute; Formule développée

DCI Recomendada

Nombre químico o descripción; Fórmula molecular; Fórmula desarrollada

abexinostatum

abexinostat

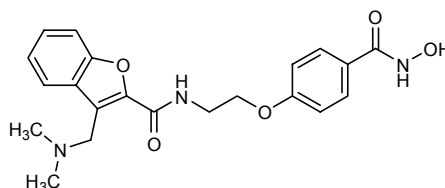
3-[(dimethylamino)methyl]-N-{2-[4-(hydroxycarbonyl)phenoxy]ethyl}-1-benzofuran-2-carboxamide

abexinostat

3-[(diméthylamino)méthyl]-N-{2-[4-(hydroxycarbonyl)phénoxy]éthyl}-1-benzofurane-2-carboxamide

abexinostat

3-[(dimetilamino)metil]-N-{2-[4-(hidroxicarbamoil)fenoxi]etil}-1-benzofuran-2-carboxamida

C₂₁H₂₃N₃O₅**amilomotidum #**

amilomotide

virus like particle of bacteriophage Q-beta coat protein that is coupled to multiple copies of human beta-amyloid1-6 peptide fragment;
 reaction products of bacteriophage Q-beta coat protein with human beta-amyloid protein-(1-6)-peptidylglycylglycyl-L-cysteine and 3-(2,5-dioxo-2,5-dihydro-1H-pyrrole-1-yl)-N-{6-[(2,5-dioxopyrrolidin-1-yl)oxy]-6-oxohexyl}propanamide

amilomotide

pseudo-particule virale de la capsid du phage Q-bêta couplée à plusieurs copies du fragment 1-6 de la protéine bêta-amyloïde humaine;
 produit obtenu par réaction de la protéine de capsid du phage Q-bêta avec la protéine bêta-amyloïde humaine-(1-6)peptidylglycylglycyl-L-cystéine et le 3-(2,5-dioxo-2,5-dihydro-1H-pyrrole-1-yl)-N-{6-[(2,5-dioxopyrrolidin-1-yl)oxy]-6-oxohexyl}propanamide

amilomotida

pseudo-particula viral de cápsida del fago Q-beta acoplada a múltiples copias del fragmento 1-6 de la proteína beta-amiloide humana;
 producto obtenido por reacción de la proteína de cápsida del fago Q-beta con la proteína beta-amiloide humana-(1-6)peptidilglicilglicil-L-cisteína y el 3-(2,5-dioxo-2,5-dihidro-1H-pirrol-1-il)-N-{6-[(2,5-dioxopirrolidin-1-il)oxi]-6-oxohexil}propanamida

asunaprevirum

asunaprevir

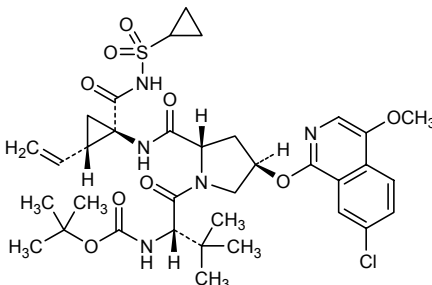
tert-butyl {(2*S*)-1-[(2*S*,4*R*)-4-({7-chloro-4-methoxyisoquinolin-1-yl}oxy)-2-({(1*R*,2*S*)-1-[(cyclopropanesulfonyl)carbamoyl]-2-ethenylcyclopropyl)carbamoyl]pyrrolidin-1-yl}-3,3-dimethyl-1-oxobutan-2-yl}carbamate

asunaprevir

(2*S*)-1-[(2*S*,4*R*)-4-({7-chloro-4-méthoxyisoquinolin-1-yl}oxy)-2-({(1*R*,2*S*)-1-[(cyclopropanesulfonyl)carbamoyl]-2-éthénylcyclopropyl)carbamoyl]pyrrolidin-1-yl]-3,3-diméthyl-1-oxobutan-2-yl}carbamate de *tert*-butyle

asunaprevir

{(2*S*)-1-[(2*S*,4*R*)-4-({7-cloro-4-metoxiisoquinolin-1-il}oxi)-2-({(1*R*,2*S*)-1-[(ciclopropanosulfonyl)carbamoi]-2-etenilciclopropil)carbamoi]pirrolidin-1-il]-3,3-dimetil-1-oxobutan-2-il}carbamato de *terc*-butilo

C₃₅H₄₆ClN₅O₉S**atecegatranum metoxilum**

atecegatran metoxil

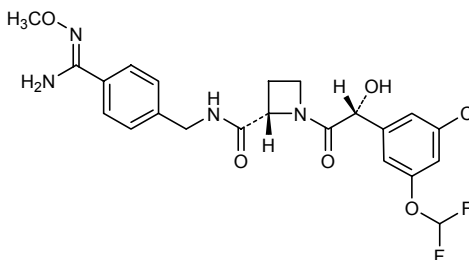
(2*S*)-1-[(2*R*)-2-[3-chloro-5-(difluoromethoxy)phenyl]-2-hydroxyacetyl]-*N*-({4-[(*Z*)-*N*'-methoxycarbamimidoyl]phenyl)methyl}azetidina-2-carboxamide

atécégatran métoxil

(2*S*)-1-[(2*R*)-2-[3-chloro-5-(difluorométhoxy)phényl]-2-hydroxyacétyl]-*N*-({4-[(*Z*)-*N*'-méthoxycarbamimidoyl]phényl)méthyl}azétidine-2-carboxamide

atecegrán metoxilo

(2*S*)-1-[(2*R*)-2-[3-cloro-5-(difluorometoxi)fenil]-2-hidroxiacetil]-*N*-({4-[(*Z*)-*N*'-metoxicarbamidoil]fenil}metil}azetidina-2-carboxamida

C₂₂H₂₃ClF₂N₄O₅

avagacestatum

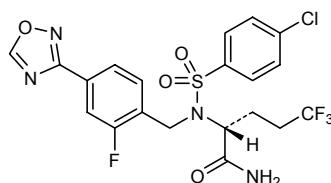
avagacestat

(2*R*)-2-(4-chloro-*N*-{[2-fluoro-4-(1,2,4-oxadiazol-3-yl)phenyl]methyl}benzenesulfonamido)-5,5,5-trifluoropentanamide

avagacestat

(2*R*)-2-(4-chloro-*N*-{[2-fluoro-4-(1,2,4-oxadiazol-3-yl)phényl]méthyl}benzenesulfonamido)-5,5,5-trifluoropentanamide

avagacestat

(2*R*)-2-(4-cloro-*N*-{[2-fluoro-4-(1,2,4-oxadiazol-3-yl)fenil]metil}bencenosulfonamido)-5,5,5-trifluoropentanamidaC₂₀H₁₇ClF₄N₄O₄S**besifovirum**

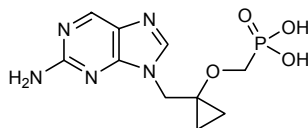
besifovir

[({1-[2-amino-9*H*-purin-9-yl)methyl]cyclopropyl}oxy)methyl]phosphonic acid

bésifovir

acide [({1-[2-amino-9*H*-purin-9-yl]méthyl]cyclopropyl}oxy)méthyl]phosphonique

besifovir

ácido [({1-[2-amino-9*H*-purin-9-il]metil]ciclopropil}oxi)metil]fosfónicoC₁₀H₁₄N₅O₄P**bitopertinum**

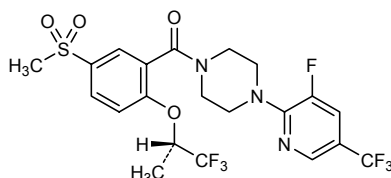
bitopertin

{4-[3-fluoro-5-(trifluoromethyl)pyridin-2-yl]piperazin-1-yl}[5-(methanesulfonyl)-2-{{(2*S*)-1,1,1-trifluoropropan-2-yl}oxy}phenyl]methanone

bitopertine

{4-[3-fluoro-5-(trifluorométil)pyridin-2-yl]pipérazin-1-yl}[5-(méthanesulfonyl)-2-{{(2*S*)-1,1,1-trifluoropropan-2-yl}oxy}phényl]méthanone

bitopertina

{4-[3-fluoro-5-(trifluorometil)piridin-2-il]piperazin-1-il}[5-(metanosulfonyl)-2-{{(2*S*)-1,1,1-trifluoropropan-2-il}oxy}fenil]metanonaC₂₁H₂₀F₇N₃O₄S

blosozumabum #

blosozumab

immunoglobulin G4-kappa, anti-[*Homo sapiens* SOST (sclerostin)], humanized monoclonal antibody;
 gamma4 heavy chain (1-444) [humanized VH (*Homo sapiens*IGHV1-24*01 (85.70%) -(IGHD)-IGHJ4*01 L123>T (113)) [8.8.11] (1-118) -*Homo sapiens* IGHG4*01 hinge S10>P (226), CH3 K120>del (119-444)], (132-214')-disulfide with kappa light chain (1'-214') [humanized V-KAPPA (*Homo sapiens* IGKV1-13*02 (84.00%) -IGKJ1*01 Q120>G (100)) [6.3.9] (1'-107') -*Homo sapiens* IGKC*01 (108'-214')]; (224-224":227-227")-bisdisulfide dimer

blosozumab

immunoglobuline G4-kappa, anti-[*Homo sapiens* SOST (sclérostine)], anticorps monoclonal humanisé;
 chaîne lourde gamma4 (1-444) [VH humanisé (*Homo sapiens*IGHV1-24*01 (85.70%) -(IGHD)-IGHJ4*01 L123>T (113)) [8.8.11] (1-118) -*Homo sapiens* IGHG4*01 charnière S10>P (226), CH3 K120>del (119-444)], (132-214')-disulfure avec la chaîne légère kappa (1'-214') [V-KAPPA humanisé (*Homo sapiens* IGKV1-13*02 (84.00%) -IGKJ1*01 Q120>G (100)) [6.3.9] (1'-107') -*Homo sapiens* IGKC*01 (108'-214')]; dimère (224-224":227-227")-bisdisulfure

blosozumab

inmunoglobulina G4-kappa, anti-[*Homo sapiens* SOST (esclerostina)], anticuerpo monoclonal humanizado;
 cadena pesada gamma4 (1-444) [VH humanizada (*Homo sapiens*IGHV1-24*01 (85.70%) -(IGHD)-IGHJ4*01 L123>T (113)) [8.8.11] (1-118) -*Homo sapiens* IGHG4*01 bisagra S10>P (226), CH3 K120>del (119-444)], (132-214')-disulfuro con la cadena ligera kappa (1'-214') [V-KAPPA humanizada (*Homo sapiens* IGKV1-13*02 (84.00%) -IGKJ1*01 Q120>G (100)) [6.3.9] (1'-107') -*Homo sapiens* IGKC*01 (108'-214')]; dímero (224-224":227-227")-bisdisulfuro

Heavy chain / Chaîne lourde / Cadena pesada

QVQLVQSGAE VKKPGASVKV SCKVSGFPIK DTFQHWVRQA PGKGLEWMGW 50
 SDPEIGDTEY ASKFQGRVTM TEDTSTDTAY MELSSLRSED TAVYYCATGD 100
 TTYKFDWQGT TTTVTVSSAS TKGPSVFLA PCSRSTSEST AALGCLVKDY 150
 FPEPVTVSWN SGALTSGVHT FPAVLQSSGL YSLSSVTVTP SSSLGKTYT 200
 CNVDHKKPSNT KVDKRVESKY GPCCPCPPAP EFLGGPSVFL FPKPKDTHL 250
 ISRTPETVTCV VVDVSDQEDPE VQFNWYVDGV EVHNAKTKPR EEQFNSTYRV 300
 VSVLTVLHQD WLNKKEYKCK VSNKGLPSSI EKTISKAKGQ PREPQVYTL 350
 PSQEEMTRNQ VSLTCLVKG F YPSDIAVEWE SNGQPENNYK TTPPVLDSDG 400
 SFFLYSRLTV DKSRWQEGNV FSCSVMEAL HNHYTQKSL SLSL 444

Light chain / Chaîne légère / Cadena ligera

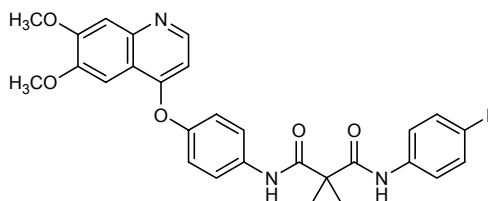
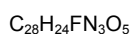
DIQMTQSPSS LSASVGRVIT ITCKASQDVH TAVAWYQQKPK GKAPKLLIYW 50
 ASTRWTGVP SRFSGSGSDT FTLTISSLQP EDFATYYCQQ YSDYPTWTFGG 100
 GTKVEIKRTV AAPSDFIFPP SDEQLKSGTA SVVCLLNFFY PREAKVQMKV 150
 DNALQSGNSQ ESWTEQDSK STYSLSTLT LSKADYEKHK VYACEVTHQG 200
 LSSPVTKSFN RGE C 214

Disulfide bridges location / Position des ponts disulfure / Posiciones de los puentes disulfuro

Intra-H 22-96 145-201 259-319 365-423
 22"-96" 145"-201" 259"-319" 365"-423"
 Intra-L 23"-88" 134"-194"
 23"-88" 134"-194"
 Inter-H-L 132-214' 132"-214"
 Inter-H-H 224-224" 227-227"

N-glycosylation sites / Sites de N-glycosylation / Posiciones de N-glicosilación
295, 295"

brodalumabum # brodalumab	immunoglobulin G2-kappa, anti-[<i>Homo sapiens</i> IL17RA (interleukin 17 receptor A, CD217)], <i>Homo sapiens</i> monoclonal antibody; gamma2 heavy chain (1-442) [<i>Homo sapiens</i> VH (IGHV1-18*01 (96.90%) -(IGHD)-IGHJ4*01) [8.8.9] (1-116) - <i>Homo sapiens</i> IGHG2*01 (117-442)], (130-214')-disulfide with kappa light chain (1'-214') [<i>Homo sapiens</i> V-KAPPA (IGKV1-15*01 (93.70%) -IGKJ4*01) [6.3.9] (1'-107') - <i>Homo sapiens</i> IGKC*01 (108'-214')]; (218-218":219-219":222-222":225-225")-tetrakisdisulfide dimer
brodalumab	immunoglobuline G2-kappa, anti-[<i>Homo sapiens</i> IL17RA (récepteur A de l'interleukine 17, CD217)], <i>Homo sapiens</i> anticorps monoclonal; chaîne lourde gamma2 (1-442) [<i>Homo sapiens</i> VH (IGHV1-18*01 (96.90%) -(IGHD)-IGHJ4*01) [8.8.9] (1-116) - <i>Homo sapiens</i> IGHG2*01 (117-442)], (130-214')-disulfure avec la chaîne légère kappa (1'-214') [<i>Homo sapiens</i> V-KAPPA (IGKV1-15*01 (93.70%) -IGKJ4*01) [6.3.9] (1'-107') - <i>Homo sapiens</i> IGKC*01 (108'-214')]; dimère (218-218":219-219":222-222":225-225")-tétrakisdisulfure
brodalumab	inmunoglobulina G2-kappa, anti-[IL17RA (receptor A de la interleukina 17 de <i>Homo sapiens</i> , CD217)], anticuerpo monoclonal de <i>Homo sapiens</i> ; cadena pesada gamma2 (1-442) [<i>Homo sapiens</i> VH (IGHV1-18*01 (96.90%) -(IGHD)-IGHJ4*01) [8.8.9] (1-116) - <i>Homo sapiens</i> IGHG2*01 (117-442)], (130-214')-disulfuro con la cadena ligera kappa (1'-214') [<i>Homo sapiens</i> V-KAPPA (IGKV1-15*01 (93.70%) -IGKJ4*01) [6.3.9] (1'-107') - <i>Homo sapiens</i> IGKC*01 (108'-214')]; dímero (218-218":219-219":222-222":225-225")-tétrakisdisulfuro Heavy chain / Chaîne lourde / Cadena pesada QVQLVQSGAE VKKPGASVKV SCKASGYTFT RYGISWVRQA PGQGLEWMGW 50 ISTYSGNTNY AOKLQGRVTM TTDTSSTAY MELRSLRSD TAVYYCARRQ 100 LYFDYWGQGT LVTVSSASTK GPSVFLPAPC SRSTSESTAA LGLVKDYFPP 150 EPVTVSWNSG ALTSQVHTFP AVLQSSGLYS LSSVVTVPSS NFGTQTYTCN 200 VDHKPSNTKV DKTVERKCCV ECPPCAPPV AGPSVFLFPP KPKDTLMISR 250 TPEVTCVVVD VSHEDPEVQF NWYVDGVEVH NAKTKPREEQ FNSTFRVSV 300 LTVVHQDNLN GKEYKCKVSN KGLPAPIEKT ISKTKGQPRE PQVYLLPSPR 350 EEMTKNQVSL TCLVKGFYPS DIAVEWESNG QPENNYKTFP PMLDSDGSSF 400 LYSKLTVDKS RWQQGNVFSC SVMHEALHNNH YTQKSLSLSP GK 442 Light chain / Chaîne légère / Cadena ligera EIVMTQSPAT LSVSPGERAT LSCRASQSVS SNLAWFQQKP GQAPRPLIYD 50 ASTRATGVPV RFGSGSGGTD FTLTISSLQD EDFAVYYCQQ YDNWPLTFGG 100 GTRKVEIKRTV AAPSVFIFPP SDEQLKSGTA SVVCLLNIFY PREAKVQWQV 150 DNALQSGNSQ ESVTEQDSKD STYSLSTLT LSKADYEKHK VYACEVTHQG 200 LSSPVTKSFN RGEK 214 Disulfide bridges location / Position des ponts disulfure / Posiciones de los puentes disulfuro Intra-H 22-96 143-199 256-316 362-420 22"-96" 143"-199" 256"-316" 362"-420" Intra-L 23'-88" 134"-194" 23"-88" 134"-194" Inter-H-L 130-214' 130"-214" Inter-H-H 218-218" 219-219" 222-222" 225-225" N-glycosylation sites / Sites de N-glycosylation / Posiciones de N-glicosilación 292, 292"
cabozantinibum cabozantinib	N-{4-[(6,7-dimethoxyquinolin-4-yl)oxy]phenyl}-N'-(4-fluorophenyl)cyclopropane-1,1-dicarboxamide
cabozantinib	N-{4-[(6,7-diméthoxyquinoléin-4-yl)oxy]phényl}-N'-(4-fluorophényl)cyclopropane-1,1-dicarboxamide
cabozantinib	N-{4-[(6,7-dimetoxiquinolin-4-il)oxi]fenil}-N'-(4-fluorofenil)ciclopropano-1,1-dicarboxamida

**calaspargasum pegolum #**

calaspargase pegol

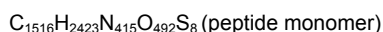
pegylated *Escherichia coli* asparaginase;
[27-alanine,64-aspartic acid,252-threonine,263-asparagine]-
L-asparaginase 2 (EC 3.5.1.1, L-asparagine amidohydrolase II)
Escherichia coli (strain K12) tetramer α_4 , carbamates with α -carboxy- ω -methoxypoly(oxyethylene)

calaspargase pégol

asparaginase d'*Escherichia coli* pégylée;
carbamates entre le tétramère α_4 de [27-alanine,64-acide
aspartique,252-thréonine,263-asparagine]-L-asparaginase 2 (EC
3.5.1.1, L-asparagine amidohydrolase II) d'*Escherichia coli* (souche
K12) et le α -carboxy- ω -méthoxypoly(oxyéthylène)

calaspargasa pegol

asparaginasa de *Escherichia coli* pegilada;
carbamatos entre el tetrámero α_4 de [27-alanina,64-ácido
aspártico,252-treonina,263-asparagina]-L-asparaginasa 2 (EC
3.5.1.1, L-asparagina amidohidrolasa II) de *Escherichia coli* (cepa
K12) y el α -carboxi- ω -metoxipoli(oxiétileno)



Monomer / Monomère / Monómero

```

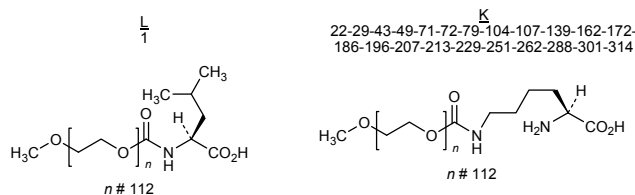
LPNITILATG GTIAGGGDSA TKSNTAGKV GVENLVNAV PQLKDIANVKG 50
EQVNVIGSQD MNDDVWLTLA KKINTDCDKT DGFVITHGTD TMEETAYFLD 100
LTVKCDKPVV MVGAMPSTMS MSADGPFNLY NAVVTAADKA SANRGLVVM 150
NDTVLDGRDV TKTNTDVTAT FKSVMYGPLG YIHNGKIDYQ RTPARKHTSD 200
TPFDVSKLNE LFKVGIVVNY ANASDLPAKA LVDAGYDGI V SAGVGNLNLY 250
KTVFDTLATA AKNGTAVVRS SRVPTGATTQ DAEVDDAKYG FVASGTLNPO 300
KARVLLQLAL TQTKDFQQIQ QIFNQY 326

```

approximately 9 residues are pegylated out of 23 (1 L and 22 K)

environ 9 résidus sur 23 (1 L et 22 K) sont pégylés

aproximadamente están pegilados 9 restos de 23 (1L y 22K)



Disulfide bridges location / Position des ponts disulfure / Posiciones de los puentes disulfuro
77-105 77'-105' 77^{'''}-105^{'''} 77^{''''}-105^{''''}

cantuzumabum ravtansinum #
cantuzumab ravtansine

immunoglobulin G1-kappa, anti-[*Homo sapiens* MUC1 sialylated carbohydrate, tumour-associated (CA242, cancer antigen 242)], humanized monoclonal antibody conjugated to maytansinoid DM4; gamma1 heavy chain (1-449) [humanized VH (*Homo sapiens*IGHV7-4-1*02 (76.50%) -(IGHD)-IGHJ2*01 R120>Q (111), L123>T (114)) [8.8.12] (1-119) -*Homo sapiens*IGHG1*01 (120-449)], (222-219')-disulfide with kappa light chain (1'-219') [humanized V-KAPPA (*Homo sapiens*IGKV2-28*01 (82.00%) -IGKJ3*01 V124>L (109), D125>E (110), I126>L (111)) [11.3.9] (1'-112') -*Homo sapiens*IGKC*01 (113'-219')]; (228-228":231-231")-bisdisulfide dimer; conjugated, on an average of 3 to 4 lysyl, to maytansinoid DM4 [*N*²-deacetyl-*N*²-(4-mercapto-4-methyl-1-oxopentyl)-maytansine] via the reducible SPDB linker [*N*-succinimidyl 4-(2-pyridyldithio)butanoate]

For the *ravtansine* part, please refer to the document "*INN for pharmaceutical substances: Names for radicals, groups and others*"*

cantuzumab ravtansine

immunoglobuline G1-kappa, anti-[*Homo sapiens* glycane sialylé de MUC1, associé à des tumeurs (CA242, antigène du cancer 242)], anticorps monoclonal humanisé conjugué au maytansinoïde DM4; chaîne lourde gamma1 (1-449) [VH humanisé (*Homo sapiens*IGHV7-4-1*02 (76.50%) -(IGHD)-IGHJ2*01 R120>Q (111), L123>T (114)) [8.8.12] (1-119) -*Homo sapiens*IGHG1*01 (120-449)], (222-219')-disulfure avec la chaîne légère kappa (1'-219') [V-KAPPA humanisé (*Homo sapiens*IGKV2-28*01 (82.00%) -IGKJ3*01 V124>L (109), D125>E (110), I126>L (111)) [11.3.9] (1'-112') -*Homo sapiens*IGKC*01 (113'-219')]; dimère (228-228":231-231")-bisdisulfure; conjugué, sur 3 à 4 lysyl en moyenne, au maytansinoïde DM4 [*N*²-déacétyl-*N*²-(4-mercapto-4-méthyl-1-oxopentyl)-maytansine] via le linker SPDB réductible [4-(2-pyridyldithio)butanoate de *N*-succinimidyle]

Pour la partie *ravtansine*, veuillez vous référer au document "*INN for pharmaceutical substances: Names for radicals, groups and others*"*.

cantuzumab ravtansina

inmunoglobulina G1-kappa, anti-[*Homo sapiens* glicano sialilo de MUC1, asociado al tumor (CA242, antígeno del cancer 242)] anticuerpo monoclonal humanizado conjugado con el maitansinoide DM4;

cadena pesada gamma1 (1-449) [VH humanizada (*Homo sapiens*IGHV7-4-1*02 (76.50%) -(IGHD)-IGHJ2*01 R120>Q (111), L123>T (114)) [8.8.12] (1-119) -*Homo sapiens*IGHG1*01 (120-449)], (222-219')-disulfuro con la cadena ligera kappa (1'-219') [V-KAPPA humanizada (*Homo sapiens*IGKV2-28*01 (82.00%) -IGKJ3*01 V124>L (109), D125>E (110), I126>L (111)) [11.3.9] (1'-112') -*Homo sapiens*IGKC*01 (113'-219')]; dímero (228-228":231-231")-bisdisulfuro; conjugado, en 3-4 grupos lisil por término medio, con el maitansinoide DM4 [*N*²-desacetil-*N*²-(4-mercapto-4-metil-1-oxopentil)-maitansina] mediante el conector SPDB reducible [*N*-4-(2-piridilditio)butanoato de succinimidilo]

Para la fracción *ravtansina*, se ruega referirse al documento "*INN for pharmaceutical substances: Names for radicals, groups and others*"*.

Heavy chain / Chaîne lourde / Cadena pesada

QVQLVQSGAE VKKPGETVKI SCKASDYFTT YGGMNWKQA PGQGLKWMGW 50
 IDTTTGEPTI AQRKQGRIF SLETSASTAY LQIKSLKSED TATYFCARRG 100
 PYNWYFDVWG QGTTVTVSSA STKGPSVFPL APSSKSTSGG TAALGCLVKD 150
 YFPEPVTVSW NSGALTSQVH TFPVAVLQSSG LYSLSVVTV PSSSLGTQTY 200
 ICNVNPKPSN TKVDKKEVPEK SCDKTHTCP CPAPPELLGGP SVFLFPPKPK 250
 DTLMISRPE VTCVVVDVSH EDPEVKFNWY VDGVEVHNAK TKPREEQYNS 300
 TYRVSVLTV LHQDMLNGKE YKCKVSNKAL PAPIEKTISK AKGQPREPQV 350
 YTLPPSRDEL TKNQVSLTCL VKGFYPSDIA VEWESNGQPE NNYKTTTPVVL 400
 DSDGSFFLYS KLTVDKSRWQ QGNVFSQSVM HEALHNHYTQ KSLSLSPGK 449

Light chain / Chaîne légère / Cadena ligera

DIVMTQSPLS VPVTPGEPVS ISCRSSKSL L HSNNGTYLYW FLQRPGQSPQ 50
 LLIIYRMSNLV SGVPDRFSGS GSGTAFTR I SRVEAEDVGV YYCLOHLEYP 100
 FTFPGPTKLE LKRTVAAPSV FIFPPSDEQL KSGTASVVCL LNNFYPREAK 150
 VQWIKVDNALQ SGNSQESVTE QDSKDYSTSL SSTLTLSKAD YEKHKVYACE 200
 VTHQGLSSPV TKSFNREGC 219

Disulfide bridges location / Position des ponts disulfure / Posiciones de los puentes disulfuro

Intra-H 22-96 146-202 263-323 369-427
 22"-96" 146"-202" 263"-323" 369"-427"
 Intra-L 23"-93" 139"-199"
 23"-93" 139"-199"
 Inter-H-L 222-219' 222"-219"
 Inter-H-H 228-228" 231-231"

N-glycosylation sites / Sites de N-glycosylation / Posiciones de N-glicosilación

299, 299"

ceftolozanum

ceftolozane

(6*R*,7*R*)-3-[(5-amino-4-[(2-aminoethyl)carbamoyl]amino)-1-methyl-1*H*-pyrazol-2-ium-2-yl)methyl]-7-[(2*Z*)-2-(5-amino-1,2,4-thiadiazol-3-yl)-2-[(2-carboxypropan-2-yl)oxy]imino]acetamido]-8-oxo-5-thia-1-azabicyclo[4.2.0]oct-2-ene-2-carboxylate

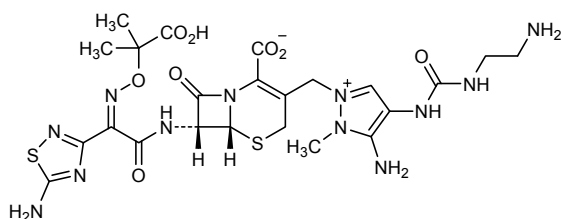
ceftolozane

(6*R*,7*R*)-3-[(5-amino-4-[(2-aminoéthyl)carbamoyl]amino)-1-méthyl-1*H*-pyrazol-2-ium-2-yl)méthyl]-7-[(2*Z*)-2-(5-amino-1,2,4-thiadiazol-3-yl)-2-[(2-carboxypropan-2-yl)oxy]imino]acétamido]-8-oxo-5-thia-1-azabicyclo[4.2.0]oct-2-ène-2-carboxylate

ceftolozano

(6*R*,7*R*)-3-[(5-amino-4-[(2-aminoetil)carbamoi]lamino)-1-metil-1*H*-pirazol-2-io-2-il)metil]-7-[(2*Z*)-2-(5-amino-1,2,4-tiadiazol-3-il)-2-[(2-carboxipropan-2-il)oxo]imino]acetamido]-8-oxo-5-tia-1-azabicio[4.2.0]oct-2-eno-2-carboxilato

C₂₃H₃₀N₁₂O₈S₂

**cenderitidum**

cenderitide

natriuretic peptide receptor type B (NPR-B) agonist;
 human C-type natriuretic peptide-(32-53)-peptide (CNP-22) fusion
 protein with eastern green mamba (*Dendroaspis angusticeps*)
 natriuretic peptide-(24-38)-peptide

cendéritide	agoniste du récepteur du peptide natriurétique de type B; peptide natriurétique de type-C humain-(32-53)-peptide (CNP-22) protéine de fusion avec le peptide natriurétique de <i>Dendroaspis angusticeps</i> (mamba vert)-(24-38)-peptide
cenderitida	agonista del receptor del péptido natriurético de tipo B; péptido natriurético de tipo-C humano-(32-53)-péptido (CNP-22) proteína de fusión con el péptido natriurético de <i>Dendroaspis angusticeps</i> (mamba vert)-(24-38)-péptido C ₁₅₈ H ₂₆₃ N ₄₉ O ₅₀ S ₃ GLSKGCFGLK LDRIGSMSGL GCPSLRDPRP NAPSTSA 37 Disulfide bridge location / Position du pont disulfure / Posición del puente disulfuro 6-22
cepeginterferonum alfa-2b # cepeginterferon alfa-2b	pegylated human interferon alpha-2b; N ^{2,1} -{4-[ω-methoxypoly(oxyethylene)]butyl}-human interferon alpha-2b
cépeginterféron alfa-2b	interféron alpha-2b humain pégylé; N ^{2,1} -{4-[ω-méthoxypoly(oxyéthylène)]butyl}-interféron alpha-2b humain
cepeginterferón alfa-2b	interferón alfa-2b humano pegilado; N ^{2,1} -{4-[ω-metoxipoli(oxietileno)]butil}-interferón alfa-2b humano C ₈₆₅ H ₁₃₅₉ N ₂₂₉ O ₂₅₆ S ₉ [C ₂ H ₄ O] _n CDLPQTHSLG SRRTMLLLAQ MRRISLFSCL KDRHDFGFPQ EEFNGQFQKA 50 ETIPVLHEMI QQIFNLFSTK DSSAAWDEL LDKFYTELYQ QLNDLEACVI 100 QGVGVTEPL MKEDSILAVR KYFQRITLYL KEKKYSPCAW EVVRAEIMRS 150 FSLSTNLQES IRSKE 165 Disulfide bridges location / Positions des ponts disulfure / Posiciones de los puentes disulfuro 1-98 29-138 Modified residue / Résidu modifié / Residuo modificado <div style="display: flex; align-items: center;"> <div style="margin-right: 20px;"> $\begin{array}{c} \text{C} \\ \hline 1 \end{array}$ </div> <div style="text-align: center;"> </div> </div>
conberceptum # conbercept	fusion protein for immune applications (FPIA) comprising <i>Homo sapiens</i> FLT1 (fms-related tyrosine kinase 1, vascular endothelial growth factor receptor 1, VEGFR1, vascular permeability factor receptor, tyrosine-protein kinase FRT) fragment, fused with <i>Homo sapiens</i> KDR (kinase insert domain receptor, vascular endothelial growth factor receptor 2, VEGFR2, protein-tyrosine kinase receptor FLK1, CD309) fragment, fused with <i>Homo sapiens</i> immunoglobulin G1 Fc fragment; FLT1, 132-232 precursor fragment (1-101) -KDR, 227-421 precursor fragment (102-296) -glycyl-prolyl-glycyl (297-299) -gamma1 chain H-CH2-CH3 fragment (300-526) [<i>Homo sapiens</i> IGHG1*03 hinge 6-15 P13>L (307) (300-309), CH2 (310-419), CH3-CH-S (420-526)]; (305-305':308-308')-bisdisulfide dimer

conbercept protéine de fusion pour applications immunitaires (FPIA) comprenant un fragment d'*Homo sapiens* FLT1 (tyrosine kinase 1 apparentée au fms, récepteur 1 du facteur de croissance de l'endothélium vasculaire, VEGFR1, récepteur du facteur de perméabilité vasculaire, tyrosine-protéine kinase FRT), fusionné à un fragment d'*Homo sapiens* KDR (récepteur à domaine kinase, récepteur 2 du facteur de croissance de l'endothélium vasculaire, VEGFR2, récepteur tyrosine-protéine kinase FLK1, CD309), fusionné au fragment Fc de l'*Homo sapiens* immunoglobuline G1; FLT1, fragment 132-232 du précurseur (1-101) -KDR, fragment 227-421 du précurseur (102-296) - glycyL-prolyl-glycyl (297-299) - fragment H-CH2-CH3 de la chaîne gamma1 (300-526) [*Homo sapiens*IGHG1*03 charnière 6-15 P13>L (307) (300-309), CH2 (310-419), CH3-CH-S (420-526)]; dimère (305-305':308-308')-bisdisulfure

conbercept proteína de fusión para aplicaciones inmunitarias (FPIA) que comprende un fragmento de FLT1 de *Homo sapiens* (tirosina kinasa 1 relacionada con fms, receptor 1 del factor de crecimiento del endotelio vascular, VEGFR1, receptor del factor de permeabilidad vascular, tirosina-protein kinasa FRT), fusionada a un fragmento de KDR de *Homo sapiens* (receptor con dominio kinasa, receptor 2 del factor de crecimiento del endotelio vascular, VEGFR2, receptor tirosina-protein kinasa FLK1, CD309), fusionado al fragmento Fc de la inmunoglobulina G1 de *Homo sapiens*; FLT1, fragmento 132-232 de precursor (1-101) -KDR, fragmento 227-421 del precursor (102-296) - glicil-prolil-glicil (297-299) - fragmento H-CH2-CH3 de la cadena gamma1 (300-526) [*Homo sapiens* IGHG1*03 bisagra 6-15 P13>L (307) (300-309), CH2 (310-419), CH3-CH-S (420-526)]; dímero (305-305':308-308')-bisdisulfuro

Fused chain / chaîne fusionnée / cadena fusionada

```
GRPFVEMYSE IPEIIHMTEG RELVIPCRTV SPNITVTLKK FPLDTLIPDG 50
KRIIWDSRKG FIISNATYKE IGLLTCEATV NGHLYKTNLY THROQTNTIID 100
VVLSPSHGIE LSVGEKLVLN CTARTELVNG IDFNWEYPSS KHQHKLVNR 150
DLKTQSGSEM KKFLSTLTID GVTRSDQGLY TCAASSGLMT KKNSTFVRVH 200
EKPFVAFGSG MESLVEATVG ERVRIPAKYL GYPPEIKWY KNGIPLESNH 250
TIKAGHVLTG MEVSRDTGN YTVILTNPIE KEKQSHVVSL VVYVPPGPGD 300
KTHTCPLCPA PELLGGPSVF LFPPKPKDNL MISRTPEVTC VVVDVSHEDP 350
EVKFNWYVDG VEVHNAKTKP REEQYNSTYR VVSVLTVLHQ DWLNGKEYKC 400
KVSNKALPAP IEKTISKAKG QPREPQVYTL PPSRDELTKN QVSLTCLVKG 450
FYPSDIAVEW ESNQGPENNY KATPPVLDSG GSFFLYSKLT VDKSRWQQGN 500
VFSCSVMHEA LHNHYTQKSL SLSPGK 526
```

Disulfide bridges location / Position des ponts disulfure / Posiciones de los puentes disulfuro

Intra-chain 27-76 121-182 340-400 446-504

27-76' 121'-182' 340'-400' 446'-504'

Inter-chains 305-305' 308-308'

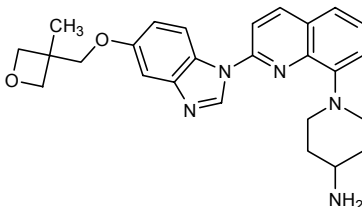
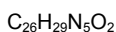
N-glycosylation sites / Sites de N-glycosylation / Posiciones de N-glicosilación

376, 376'

crenezumabum #
crenezumab

immunoglobulin G4-kappa, anti-*[Homo sapiens* amyloid beta (Aβeta) peptides Aβ42 and Aβ40]), humanized monoclonal antibody; gamma4 heavy chain (1-438) [humanized VH (*Homo sapiens* IGHV3-23*04 (89.70%) -(IGHD)-IGHJ4*01 L123>T (107) [8.8.5] (1-112) -*Homo sapiens* IGHG4*01 hinge S10>P (220) (113-438)], (126-219')-disulfide with kappa light chain (1'-219') [humanized V-KAPPA (*Homo sapiens* IGKV2D-29*02 (86.00%) -IGKJ1*01) [11.3.9] (1'-112') -*Homo sapiens* IGKC*01 (113'-219')]; (218-218":221-221")-bisdisulfide dimer

crénezumab	immunoglobuline G4-kappa, anti-[<i>Homo sapiens</i> peptides <i>bé</i> ta-amyloïdes (Abé)ta] A β 42 et A β 40]], anticorps monoclonal humanisé; chaîne lourde gamma4 (1-438) [VH humanisé (<i>Homo sapiens</i> IGHV3-23*04 (89.70%) -(IGHD)-IGHJ4*01 L123>T (107) [8.8.5] (1-112) - <i>Homo sapiens</i> IGHG4*01 charnière S10>P (220) (113-438)], (126-219')-disulfure avec la chaîne légère kappa (1'-219') [V-KAPPA humanisé (<i>Homo sapiens</i> IGKV2D-29*02 (86.00%) -IGKJ1*01) [11.3.9] (1'-112') - <i>Homo sapiens</i> IGKC*01 (113'-219')]; dimère (218-218":221-221")-bisdisulfure
crenezumab	inmunoglobulina G4-kappa, anti-[péptidos <i>beta-amiloides</i> (Abeta) A β 42 y A β 40 de <i>Homo sapiens</i>]], anticuerpo monoclonal humanizado; cadena pesada gamma4 (1-438) [VH humanizada (<i>Homo sapiens</i> IGHV3-23*04 (89.70%) -(IGHD)-IGHJ4*01 L123>T (107) [8.8.5] (1-112) - <i>Homo sapiens</i> IGHG4*01 bisagra S10>P (220) (113-438)], (126-219')-disulfuro con la cadena ligera kappa (1'-219') [V-KAPPA humanizada (<i>Homo sapiens</i> IGKV2D-29*02 (86.00%) -IGKJ1*01) [11.3.9] (1'-112') - <i>Homo sapiens</i> IGKC*01 (113'-219')]; dímero (218-218":221-221")-bisdisulfuro
	<p>Heavy chain / Chaîne lourde / Cadena pesada</p> <p>EVQLVESGGG LVQPGGSLRL SCAASGFTFS SYGMSWVRQA PGKGLELVAS 50 INSNGGSTYY PDSVKGRFTI SRDNAKNSLY LQMNSLRAED TAVYYCASGD 100 YWGQGTITVTV SSASTKGPSV FPLAPCSRST SESTAALGCL VKDYFFPEPVT 150 VSWNSGALTS GVHTFPAVLQ SSGLYSLSSV VTPVSSSLGT KTYTCNVDHK 200 PSNTKVDKRV ESKYGPCCPP CPAPEFLGGP SVFLFPPKPK DTLMISRTP 250 VTCVVVDV3Q EDPEVQFNWY VDGVEVHNAK TKPREEQFNS TYRVVSVLTV 300 LHQDNLNGKE YKCKVSNKGL PSSIEKTISK AKGQPREPQV YTLPPSQEEM 350 TKNQVSLTCL VKGFYPSDIA VEWESNGQPE NNYKTTTPVL DSDGSFFFLYS 400 RLTVDKSRWQ EGNVFSCSVM HEALHNHYTQ KSLLSLSLG 438</p> <p>Light chain / Chaîne légère / Cadena ligera</p> <p>DIVMTQSPPLS LPVTPGEPAS ISCRSSQSLV YSNGDTYLHW YLQKPGQSPQ 50 LLIYKVSNR FSGVPDRFSGS GSGTDFTLKI SRVEAEDVGV YYCSQSTHVP 100 WTFGQGTKEV IKRTVAAPSV FIFPPSDEQL KSGTASVIVCL LNNFYFREAK 150 VQWKVDNALQ SGNSQESVTE QDSKSTYSL SSSLTTLKAD YEKHKVYACE 200 VTHQGLSSPV TKSFNREGC 219</p> <p>Disulfide bridges location / Position des ponts disulfure / Posiciones de los puentes disulfuro</p> <p>Intra-H 22-96 139-195 253-313 359-417 22"-96" 139"-195" 253"-313" 359"-417"</p> <p>Intra-L 23'-93' 139"-199" 23"'-93"' 139"'-199"</p> <p>Inter-H-L 126-219' 126"-219" Inter-H-H 218-218" 221-221"</p> <p>N-glycosylation sites / Sites de N-glycosylation / Posiciones de N-glicosilación 289, 289"</p>
crenolanibum	
crenolanib	1-(2-{5-[(3-methyloxetan-3-yl)methoxy]-1 <i>H</i> -benzimidazol-1-yl}quinolin-8-yl)piperidin-4-amine
crénolanib	1-(2-{5-[(3-méthyloxétan-3-yl)méthoxy]-1 <i>H</i> -benzimidazol-1-yl}quinoléin-8-yl)pipéridin-4-amine
crenolanib	1-(2-{5-[(3-metiloxetan-3-il)metoxi]-1 <i>H</i> -benzoimidazol-1-il}quinolin-8-il)piperidin-4-amina

**dabrafenibum**

dabrafenib

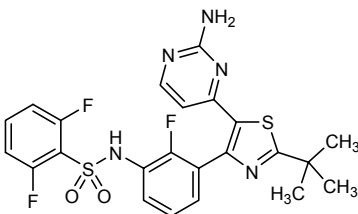
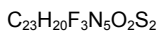
N-{3-[5-(2-aminopyrimidin-4-yl)-2-*tert*-butyl-1,3-thiazol-4-yl]-2-fluorophenyl}-2,6-difluorobenzenesulfonamide

dabraféniб

N-{3-[5-(2-aminopyrimidin-4-yl)-2-*tert*-butyl-1,3-thiazol-4-yl]-2-fluorophényl}-2,6-difluorobenzènesulfonamide

dabrafenib

N-{3-[5-(2-aminopirimidin-4-il)-2-*terc*-butil-1,3-tiazol-4-il]-2-fluorofenil}-2,6-difluorobencenosulfonamido

**daclatasvirum**

daclatasvir

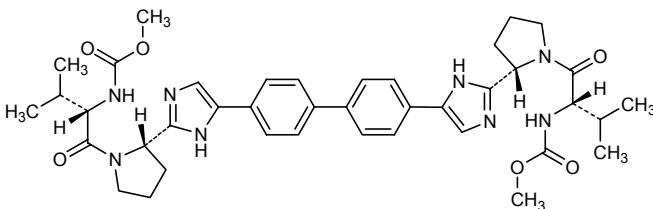
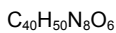
dimethyl *N,N'*-([1,1'-biphenyl]-4,4'-diylbis{1*H*-imidazole-5,2-diyl-[(2*S*)-pyrrolidine-2,1-diyl]}[(1*S*)-3-methyl-1-oxobutane-1,2-diyl]})dicarbamate

daclatasvir

N,N'-([1,1'-biphényl]-4,4'-diylbis{1*H*-imidazole-5,2-diyl-[(2*S*)-pyrrolidine-2,1-diyl]}[(1*S*)-3-méthyl-1-oxobutane-1,2-diyl]})dicarbamate de diméthyle

daclatasvir

N,N'-([1,1'-bifenil]-4,4'-diilbis{1*H*-imidazol-5,2-diil-[(2*S*)-pirrolidina-2,1-diil]}[(1*S*)-3-metil-1-oxobutano-1,2-diil]})dicarbamato de dimetilo



dalanterceptum #

dalantercept

fusion protein for immune applications (FPIA) comprising *Homo sapiens* ACVRL1 (activin A receptor type II-like 1, activin receptor-like kinase 1, ALK1, ALK-1, serine/threonine-protein kinase receptor R3, SKR3, transforming growth factor-beta superfamily receptor type I, TGF-B superfamily receptor type I, TSR-I, HHT2, ORW2) fragment, fused with *Homo sapiens* immunoglobulin G1 Fc fragment; ACVR2L1, 22-120 precursor fragment (1-99) -threonyl-triglycyl (100-103) -gamma1 chain H-CH2-CH3 fragment (104-328) [*Homo sapiens* IGHG1*03 hinge 8-15 (104-111), CH2 L1.3>A (115), G1>A (118), A115>V (211) (112-221), CH3 S85.3>P (284) (222-328)]; (107-107':110-110')-bisdisulfide dimer

dalantercept

protéine de fusion pour applications immunitaires (FPIA) comprenant un fragment d'*Homo sapiens* ACVRL1 (récepteur 1 de type II-like de l'activine A, kinase 1 apparentée au récepteur de l'activine, ALK1, ALK-1, récepteur R3 de type sérine/thréonine-protéine kinase, SKR3, récepteur de type I de la superfamille du facteur de croissance transformant bêta, récepteur de type I de la superfamille du TGF-B, TSR-I, HHT2, ORW2), fusionné au fragment Fc de l'*Homo sapiens* immunoglobuline G1; ACVR2L1, fragment 22-120 du précurseur (1-99) -thréonyl-triglycyl (100-103) -fragment H-CH2-CH3 de la chaîne gamma1 (104-328) [*Homo sapiens* IGHG1*03 charnière 8-15 (104-111), CH2 L1.3>A (115), G1>A (118), A115>V (211) (112-221), CH3 S85.3>P (284) (222-328)]; dimère (107-107':110-110')-bisdisulfure

dalantercept

proteína de fusión para aplicaciones inmunitarias (FPIA) que comprende un fragmento de ACVRL1 de *Homo sapiens* (receptor 1 de tipo II-like de la activina A, kinasa 1 relacionada con el receptor de la activina, ALK1, ALK-1, receptor R3 de tipo serina/treonina-proteinkinasa, SKR3, receptor de tipo I de la superfamilia del factor de crecimiento transformador beta, receptor de tipo I de la superfamilia del TGF-B, TSR-I, HHT2, ORW2), fusionada con el fragmento Fc de la inmunoglobulina G1 de *Homo sapiens*; ACVR2L1, fragmento 22-120 del precursor (1-99) -treonil-triglicil (100-103) -fragmento H-CH2-CH3 de la cadena gamma1 (104-328) [*Homo sapiens* IGHG1*03 bisagra 8-15 (104-111), CH2 L1.3>A (115), G1>A (118), A115>V (211) (112-221), CH3 S85.3>P (284) (222-328)]; dímero (107-107':110-110')-bisdisulfuro

Fused chain / chaîne fusionnée / cadena fusionada

```

DPVKPSRGPL VTCTCESPHC KGPTCRGAWC TVVLVREEGR HPQEHRCGN 50
LHRELCRGRP TEFVNHCCD SHLCNHNVSL VLEATQPPSE QPGTDGQLAT 100
GGGTHCPCPC PAPEALGAPS VFLFPPKPKD TLMISRTPEV TCVVDVDSHE 150
DPEVKFNWYV DGVEVHNAKT KPREQYNST YRVVSVLTVL HQDWLNGKEY 200
KCKVSNKALP VPIEKTISKA KGQPREPQVY TLPSPREEMT KNQVSLTCLV 250
KGFYPSDIAV EWESNGQPEN NYKTFPPVLD SDGPFPLYSK LTVDKSRWQQ 300
GNVFSCVMH EALHNNHYTK SLSLSPGR 328

```

Disulfide bridges location / Position des ponts disulfure / Posiciones de los puentes disulfuro

```

Intra-chain 13-30 15-20 25-48 56-68 69-74 142-202 248-306
              13'-30' 15'-20' 25'-48' 56'-68' 69'-74' 142'-202' 248'-306'
Inter-chains 107-107' 110-110'

```

N-glycosylation sites / Sites de N-glycosylation / Posiciones de N-glicosilación

77, 178, 77', 178'

dasolampanelum

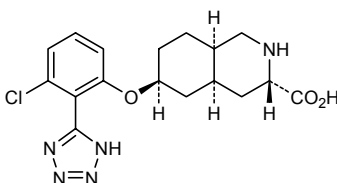
dasolampanel

(3*S*,4*aS*,6*S*,8*aR*)-6-[3-chloro-2-(1*H*-tetrazol-5-yl)phenoxy]-decahydroisoquinoline-3-carboxylic acid

dasolampanel

acide (3*S*,4*aS*,6*S*,8*aR*)-6-[3-chloro-2-(1*H*-tétrazol-5-yl)phénoxy]décahydroisoquinoléine-3-carboxylique

dasolampanel

ácido (3*S*,4*aS*,6*S*,8*aR*)-6-[3-cloro-2-(1*H*-tetrazol-5-il)fenoxi]-decahidroisoquinolina-3-carboxílicoC₁₇H₂₀ClN₅O₃**delanzomibum**

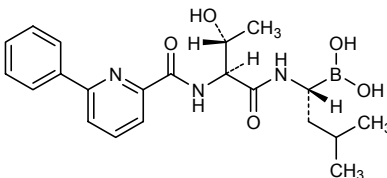
delanzomib

{(1*R*)-1-[(2*S*,3*R*)-3-hydroxy-2-(6-phenylpyridine-2-carboxamido)butanamido]-3-methylbutyl}boronic acid

délanzomib

acide {(1*R*)-1-[(2*S*,3*R*)-3-hydroxy-2-(6-phénylpyridine-2-carboxamido)butanamido]-3-méthylbutyl}boronique

delanzomib

ácido {(1*R*)-1-[(2*S*,3*R*)-3-hidroxi-2-(6-fenilpiridina-2-carboxamido)butanamido]-3-metilbutil}borónicoC₂₁H₂₈BN₃O₅**delcasertibum**

delcasertib

human immunodeficiency virus 1 protein Tat-(46-57)-peptide (1→1')-disulfide with L-cysteinyl-[mouse protein kinase C delta type-(8-17)-peptide]

delcasertib

protéine Tat du virus 1 de l'immunodéficience humaine-(46-57)-peptide (1→1')-disulfure avec le L-cystéinyl-(protéine kinase C type delta de souris-(8-17)-peptide)

delcasertib

proteína Tat del virus 1 de la inmunodeficiencia humana-(46-57)-péptido (1→1')-disulfuro con la L-cisteinil-[proteína kinasa C tipo delta de ratón-(8-17)-péptido]



A chain / Chaîne A / Cadena A
CYGRKKRRQR RR 12

Light chain / Chaîne légère / Cadena ligera
CSFNSEYELGS L 11'

Disulfide bridge location / Position du pont disulfure / Posición del puente disulfuro
1-1'

dolutegravirum

dolutegravir

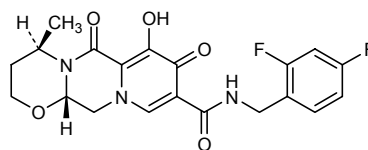
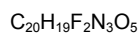
(4*R*,12*aS*)-*N*-[(2,4-difluorophenyl)methyl]-7-hydroxy-4-methyl-6,8-dioxo-3,4,6,8,12,12*a*-hexahydro-2*H*-pyrido[1',2':4,5]pyrazino[2,1-*b*][1,3]oxazine-9-carboxamide

dolutégravir

(4*R*,12*aS*)-*N*-[(2,4-difluorophényl)méthyl]-7-hydroxy-4-méthyl-6,8-dioxo-3,4,6,8,12,12*a*-hexahydro-2*H*-pyrido[1',2':4,5]pyrazino[2,1-*b*][1,3]oxazine-9-carboxamide

dolutegravir

(4*R*,12*aS*)-*N*-[(2,4-difluorofenil)metil]-7-hidroxi-4-metil-6,8-dioxo-3,4,6,8,12,12*a*-hexahidro-2*H*-pirido[1',2':4,5]pirazino[2,1-*b*][1,3]oxazina-9-carboxamida

**encalaretum**

encalaret

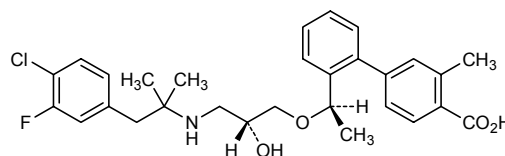
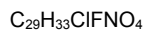
2'-{[(1*R*)-1-[(2*R*)-3-[[1-(4-chloro-3-fluorophenyl)-2-methylpropan-2-yl]amino]-2-hydroxypropoxy]ethyl]-3-methyl[1,1'-biphenyl]-4-carboxylic acid

encaléret

acide 2'-{[(1*R*)-1-[(2*R*)-3-[[1-(4-chloro-3-fluorophényl)-2-méthylpropan-2-yl]amino]-2-hydroxypropoxy]éthyl]-3-méthyl[1,1'-biphényl]-4-carboxylique

encalaret

ácido 2'-{[(1*R*)-1-[(2*R*)-3-[[1-(4-cloro-3-fluorofenil)-2-metilpropan-2-yl]amino]-2-hidroxiopropoxi]etil]-3-metil[1,1'-bifenil]-4-carboxílico



epelsibanum

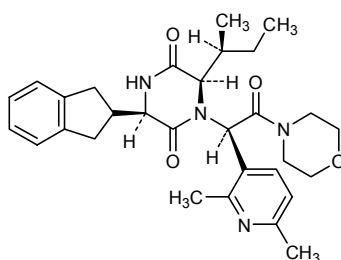
epelsiban

(3*R*,6*R*)-3-(2,3-dihydro-1*H*-inden-2-yl)-1-[(1*R*)-1-(2,6-diméthylpyridin-3-yl)-2-(morpholin-4-yl)-2-oxoéthyl]-6-[(2*S*)-butan-2-yl]piperazine-2,5-dione

épelsiban

(3*R*,6*R*)-3-(2,3-dihydro-1*H*-indén-2-yl)-1-[(1*R*)-1-(2,6-diméthylpyridin-3-yl)-2-(morpholin-4-yl)-2-oxoéthyl]-6-[(2*S*)-butan-2-yl]pipérazine-2,5-dione

epelsibán

(3*R*,6*R*)-3-(2,3-dihidro-1*H*-inden-2-il)-1-[(1*R*)-1-(2,6-dimetilpiridin-3-il)-2-(morfolin-4-il)-2-oxoetil]-6-[(2*S*)-butan-2-il]piperazina-2,5-dionaC₃₀H₃₈N₄O₄**etoxybamidum**

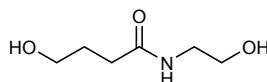
etoxybamide

4-hydroxy-*N*-(2-hydroxyethyl)butanamide

étoxybamide

4-hydroxy-*N*-(2-hydroxyéthyl)butanamide

etoxibamida

4-hidroxi-*N*-(2-hidroxietil)butanamidaC₆H₁₃NO₃**evacetrapium**

evacetrapium

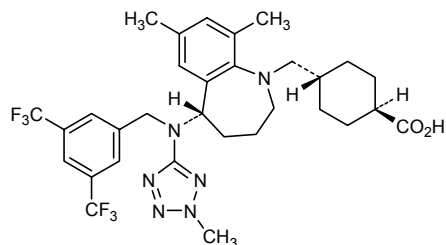
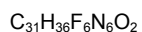
(1*r*,4*r*)-4-({(5*S*)-5-[[3,5-bis(trifluorométhyl)phényl]méthyl}(2-méthyl-2*H*-tétrazol-5-yl)amino)-7,9-diméthyl-2,3,4,5-tétrahydro-1*H*-1-benzazépin-1-yl)méthyl)cyclohexane-1-carboxylique acid

évacétrapium

acide (1*r*,4*r*)-4-({(5*S*)-5-[[3,5-bis(trifluorométhy)phényl]méthyl}(2-méthyl-2*H*-tétrazol-5-yl)amino)-7,9-diméthyl-2,3,4,5-tétrahydro-1*H*-1-benzazépin-1-yl)méthyl)cyclohexane-1-carboxylique

evacetrapium

ácido (1*r*,4*r*)-4-({(5*S*)-5-[[3,5-bis(trifluorometil)fenil]metil}(2-metil-2*H*-tetrazol-5-il)amino)-7,9-dimetil-2,3,4,5-tetrahidro-1*H*-1-benzazepin-1-il)metil)ciclohexano-1-carboxílico



exeporfinii chloridum
exeporfinium chloride

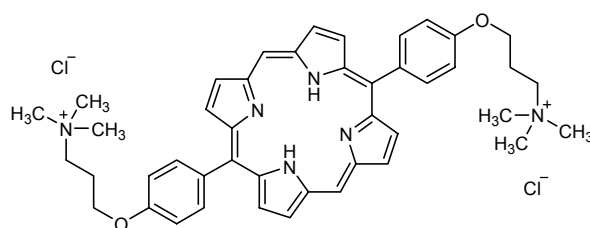
3,3'-(21*H*,23*H*-porphyrin-5,15-diylbis{[(4,1-phenylene)oxy]-*N,N,N*-trimethylpropan-1-aminium}) dichloride

chlorure d'exéporfinium

dichlorure de 3,3'-[21*H*,23*H*-porphyrin-5,15-diylbis(4,1-phénylèneoxy)]bis[*N,N,N*-triméthylpropan-1-aminium]

cloruro de exeporfinio

dicloruro de 3,3'-(21*H*,23*H*-porfirin-5,15-diilbis{[(4,1-fenileno)oxi]-*N,N,N*-trimetilpropan-1-aminium})



fabomotizolum
fabomotizole

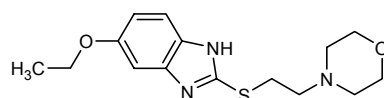
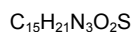
5-ethoxy-2-[[2-(morpholin-4-yl)ethyl]sulfanyl]-1*H*-benzimidazole

fabomotizole

5-éthoxy-2-[[2-(morpholin-4-yl)éthyl]sulfanyl]-1*H*-benzimidazole

fabomotizol

5-etoxi-2-[[2-(morfolin-4-il)etil]sulfanil]-1*H*-benzoimidazol



faciniclum
facinicine

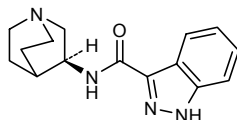
N-[(3*S*)-1-azabicyclo[2.2.2]octan-3-yl]-1*H*-indazole-3-carboxamide

facinicine

N-[(3*S*)-1-azabicyclo[2.2.2]octan-3-yl]-1*H*-indazole-3-carboxamide

faciniclina

N-[(3*S*)-1-azabicyclo[2.2.2]octan-3-il]-1*H*-indazol-3-carboxamida

C₁₅H₁₈N₄O**fiboflaponum**

fiboflapon

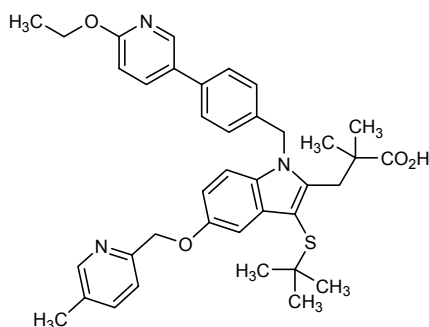
3-{3-(*tert*-butylsulfanyl)-1-[[4-(6-éthoxy-pyridin-3-yl)phényl]méthyl]-5-[(5-méthylpyridin-2-yl)méthoxy]-1*H*-indol-2-yl)-2,2-diméthylpropanoïque acid

fiboflapon

acide 3-{3-(*tert*-butylsulfanyl)-1-[[4-(6-éthoxy-pyridin-3-yl)phényl]méthyl]-5-[(5-méthylpyridin-2-yl)méthoxy]-1*H*-indol-2-yl)-2,2-diméthylpropanoïque

fiboflapon

ácido 3-{3-(*tert*-butilsulfanil)-1-[[4-(6-etoxipiridin-3-il)fenil]metil]-5-[(5-metilpiridin-2-il)metoxi]-1*H*-indol-2-yl)-2,2-dimetilpropanoico

C₃₈H₄₃N₃O₄S**ficlatuzumabum #**

ficlatuzumab

immunoglobulin G1-kappa, anti-[*Homo sapiens* HGF (hepatocyte growth factor, scatter factor, SF, hepatopoeitin A)], humanized monoclonal antibody;
gamma1 heavy chain (1-448) [humanized VH (*Homo sapiens* IGHV1-46*01 (82.70%) -(IGHD)-IGHJ4*01 V124>L (114)) [8.8.11] (1-118) -*Homo sapiens* IGHG1*03 (119-448)], (221-214')-disulfide with kappa light chain (1'-214') [humanized V-KAPPA (*Homo sapiens* IGKV4-1*01 (73.30%) -IGKJ2*01) [6.3.9] (1'-107') -*Homo sapiens* IGKC*01 (108'-214')]; (227-227":230-230")-bisdisulfide dimer

ficlatuzumab

immunoglobuline G1-kappa, anti-[*Homo sapiens* HGF (facteur de croissance de l'hépatocyte, facteur dispersant, SF, hépatopoiétine A)], anticorps monoclonal humanisé;
chaîne lourde gamma1 (1-448) [VH humanisé (*Homo sapiens* IGHV1-46*01 (82.70%) -(IGHD)-IGHJ4*01 V124>L (114)) [8.8.11] (1-118) -*Homo sapiens* IGHG1*03 (119-448)], (221-214')-disulfure avec la chaîne légère kappa (1'-214') [V-KAPPA humanisé (*Homo sapiens* IGKV4-1*01 (73.30%) -IGKJ2*01) [6.3.9] (1'-107') -*Homo sapiens* IGKC*01 (108'-214')]; dimère (227-227":230-230")-bisdisulfure

ficlatuzumab

inmunoglobulina G1-kappa, anti-[HGF de *Homo sapiens* (factor de crecimiento del hepatocito, factor dispersante, SF, hepatopoyetina A)], anticuerpo monoclonal humanizado;
cadena pesada gamma1 (1-448) [VH humanizado (*Homo sapiens* IGHV1-46*01 (82.70%) -(IGHD)-IGHJ4*01 V124>L (114)) [8.8.11] (1-118) -*Homo sapiens* IGHG1*03 (119-448)], (221-214')-disulfuro con la cadena ligera kappa (1'-214') [V-KAPPA humanizada (*Homo sapiens* IGKV4-1*01 (73.30%) -IGKJ2*01) [6.3.9] (1'-107') -*Homo sapiens* IGKC*01 (108'-214')]; dímero (227-227":230-230")-bisdisulfuro

Heavy chain / Chaîne lourde / Cadena pesada

QVQLVQPGAE VKKPGTSVKL SCKASGYTFT TYWMHWVRQA PGQGLEWIGE 50
INPTNGHTNY NQKFGQRATL TVDKSTSTAY MELSSLRSED TAVYYCARNY 100
VGSIFDYWQQ GTLLTVSSAS TKGPSVFPLA PSSKSTSGGT AALGCLVKDY 150
FPEPVTVSWN SGALTSGVHT FPAVLQSSGL YSLSSVTVTP SSSLGTQTYI 200
CNVNHKPSNT KVDKRVEPKS CDKTHTCPCC PAPELLGGPS VFLFPPKPKD 250
TLMISRTPPEV TCVVVDVSHS DPEVKFNWYV DGVEVHNAKT KPREEQYNST 300
YRVVSVLTVL HQDWLNGKEY KCKVSNKALP APIEKTISKA KGQPREPQVY 350
TLPPSREEMT KNOVSLTCLV KGFYPSDIAV EWESNGQPEN NYKTTTPVLD 400
SDGSFPLYSK LTVDKSRWQQ GNVFSCSVMH EALHNYTQK SLSLSPGK 448

Light chain / Chaîne légère / Cadena ligera

DIVMTQSPDS LAMSLGERVT LNCKASENVV SYVSWYQQK GQSPKLLIYG 50
ASNRESGVPD RFGSGSATD FTLTISVQA EDVADYHCGQ SYNYPYTFGQ 100
GTKLEIKRTV AAPSVFIFPP SDEQLKSGTA SVVCLLNNFY PREAKVQWKV 150
DNALQSGNSQ ESVTEQDSKD STYLSSTLT LSKADYEKHK VYACEVTHQG 200
LSSPVTKSFN RGEK 214

Disulfide bridges location / Position des ponts disulfure / Posiciones de los puentes disulfuro

Intra-H 22-96 145-201 262-322 368-426
22"-96" 145"-201" 262"-322" 368"-426"
Intra-L 23'-88' 134'-194'
23"'-88"' 134"'-194"
Inter-H-L 221-214' 221"-214"
Inter-H-H 227-227" 230-230"

N-glycosylation sites / Sites de N-glycosylation / Posiciones de N-glicosilación
298, 298"

galeteronum

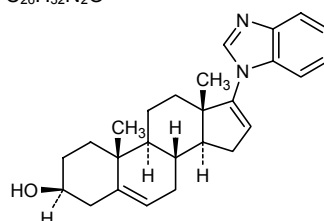
galeterone

17-(1*H*-benzimidazol-1-yl)androsta-5,16-dien-3β-ol

galétérone

17-(1*H*-benzimidazol-1-yl)androsta-5,16-dién-3β-ol

galeterona

17-(1*H*-benzoimidazol-1-il)androsta-5,16-dien-3β-olC₂₆H₃₂N₂O

ganetespihum

ganetespih

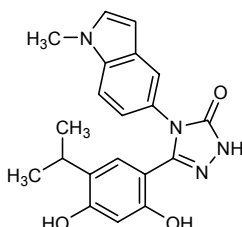
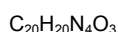
5-[2,4-dihydroxy-5-(propan-2-yl)phenyl]-4-(1-methyl-1*H*-indol-5-yl)-2,4-dihydro-3*H*-1,2,4-triazol-3-one

ganétespih

5-[2,4-dihydroxy-5-(propan-2-yl)phényl]-4-(1-méthyl-1*H*-indol-5-yl)-2,4-dihydro-3*H*-1,2,4-triazol-3-one

ganetespih

5-[2,4-dihidroxi-5-(propan-2-il)fenil]-4-(1-metil-1*H*-indol-5-il)-2,4-dihidro-3*H*-1,2,4-triazol-3-ona



indatuximabum ravtansinum #
indatuximab ravtansine

immunoglobulin G4-kappa, anti-[*Homo sapiens* SDC1 (syndecan-1, CD138)], chimeric monoclonal antibody conjugated to maytansinoid DM4;
gamma4 heavy chain (1-449) [*Mus musculus* VH (IGHV1-9*01 - (IGHD)-IGHJ4*01) [8.8.15] (1-122) -*Homo sapiens* IGHG4*01 (123-449)], (136-214')-disulfide with kappa light chain (1'-214') [*Mus musculus* V-KAPPA (IGKV10-94*01 -IGKJ1*01) [6.3.9] (1'-107') -*Homo sapiens* IGKC*01 (108'-214')]; (228-228'':231-231'')-bisdisulfide dimer; conjugated, on an average of 3 to 4 lysyl, to maytansinoid DM4 [*N*²-deacetyl-*N*²-(4-mercapto-4-methyl-1-oxopentyl)-maytansine] via the reducible SPDB linker [*N*-succinimidyl 4-(2-pyridyldithio)butanoate]
For the *ravtansine* part, please refer to the document "*INN for pharmaceutical substances: Names for radicals, groups and others*"*

indatuximab ravtansine

immunoglobuline G4-kappa, anti-[*Homo sapiens* SDC1 (syndecan-1, CD138)], anticorps monoclonal chimérique conjugué au maytansinoïde DM4;
chaîne lourde gamma4 (1-449) [*Mus musculus* VH (IGHV1-9*01 - (IGHD)-IGHJ4*01) [8.8.15] (1-122) -*Homo sapiens* IGHG4*01 (123-449)], (136-214')-disulfure avec la chaîne légère kappa (1'-214') [*Mus musculus* V-KAPPA (IGKV10-94*01 -IGKJ1*01) [6.3.9] (1'-107') -*Homo sapiens* IGKC*01 (108'-214')]; dimère (228-228'':231-231'')-bisdisulfure; conjugué, sur 3 à 4 lysyl en moyenne, au maytansinoïde DM4 [*N*²-déacétyl-*N*²-(4-mercapto-4-méthyl-1-oxopentyl)-maytansine] via le linker SPDB réductible [4-(2-pyridyldithio)butanoate de *N*-succinimidyle]
Pour la partie *ravtansine*, veuillez vous référer au document "*INN for pharmaceutical substances: Names for radicals, groups and others*"*.

indatuximab ravtansina

inmunoglobulina G4-kappa, anti-[SDC1 de *Homo sapiens* (sindecán-1, CD138)], anticuerpo monoclonal quimérico conjugado con el maitansinoide DM4;
cadena pesada gamma4 (1-449) [*Mus musculus* VH (IGHV1-9*01 - (IGHD)-IGHJ4*01) [8.8.15] (1-122) -*Homo sapiens* IGHG4*01 (123-449)], (136-214')-disulfuro con la cadena ligera kappa (1'-214') [*Mus musculus* V-KAPPA (IGKV10-94*01 -IGKJ1*01) [6.3.9] (1'-107') -*Homo sapiens* IGKC*01 (108'-214')]; dímero (228-228'':231-231'')-bisdisulfuro; conjugado, en 3-4 grupos lisil por término medio con el maitansinoide DM4 [*N*²-desacetil-*N*²-(4-mercapto-4-metil-1-oxopentil)-maitansina] mediante el espaciador SPDB reducible [4-(2-piridilditio)butanoato de *N*-succinimidilo]
Para la fracción *ravtansina*, se ruega referirse al documento "*INN for pharmaceutical substances: Names for radicals, groups and others*"*

Heavy chain / Chaîne lourde / Cadena pesada

QVQLQQSGSE LMPFGASVKI SCKATGYTFS NYWIEWVKQR PGHGLEWIGE 50
 ILPGTGRITTY NEKFKGKATF TADISSNTVQ MQLSSLTSED SAVYYCARRD 100
 YYGNFYAMD YWQQTSTVTV SSASTKGPSV FPLAPCSRST SESTAALGCL 150
 VKDYFPEPVT VSWNSGALTS GVHTFPAVLQ SSGLYSLSSV VTFPSSSLGT 200
 KTYTCNVDPK PSNTKVDKRV ESKYGPPCPS CPAPEFLGGP SVFLFPPKPK 250
 DTLMISRTPV VTCVVVDVSO EDPEVQFNWY VDGVEVHNAK TKPREEQFNS 300
 TYRVVSVLTV LHQDWLNGKE YKCKVSNKGL PSSIEKTISK AKGQPREPQV 350
 YTLPPSQEEM TKNQVSLTCL VKGFYPSDIA VEWESNGQPE NNYKTTTPPVL 400
 DSDGSFFLYS RLTVDKSRWQ EGNVFSCSVM HEALHNYHTQ KSLSLSLGK 449

Light chain / Chaîne légère / Cadena ligera

DIQMTQSTSS LSASLGDRVT ISCSASQGIN NYLNWYQQKP DGTVELLIYY 50
 TSTLQSGVPS RFGSGSGTD YSLTISNLEP EDIGTYICQQ YSKLPRTFGG 100
 GTKLEIKRTV AAPSVFIFPP SDEQLKSGTA SVVCLLNNFY PREAKVQWKV 150
 DNALQSGNSQ ESVTEQDSKD STYSLSSLT LSKADYEKHK VYACEVTHQG 200
 LSSPVTKSFN RGEK 214

Disulfide bridges location / Position des ponts disulfure / Posiciones de los puentes disulfuro

Intra-H 22-96 149-205 263-323 369-437
 22"-96" 149"-205" 263"-323" 369"-437"
 Intra-L 23'-88' 134'-194'
 23'''-88''' 134'''-194'''
 Inter-H-L 136-214' 136"-214"
 Inter-H-H 228-228" 231-231"

N-glycosylation sites / Sites de N-glycosylation / Posiciones de N-glicosilación

299, 299"

iofolastatum (¹²³I)
 iofolastat (¹²³I)

N-{[(1*S*)-1-carboxy-5-[(4-
 (¹²³I)iodophenyl)methyl]amino]pentyl]carbamoyl}-L-glutamic acid

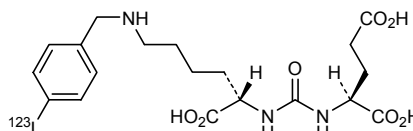
iofolastat (¹²³I)

acide *N*-{[(1*S*)-1-carboxy-5-[(4-
 (¹²³I)iodophényl)méthyl]amino]pentyl]carbamoyl}-L-glutamique

iofolastat (¹²³I)

ácido *N*-{[(1*S*)-1-carboxi-5-[(4-
 (¹²³I)iodofenil)metil]amino]pentil]carbamoiil}-L-glutámico

C₁₉H₂₆¹²³IN₃O₇



irdabisantum
 irdabisant

6-(4-{3-[(2*R*)-2-methylpyrrolidin-1-yl]propoxy}phenyl)pyridazin-3(2*H*)-one

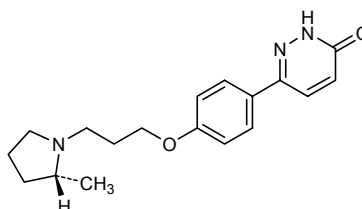
irdabisant

6-(4-{3-[(2*R*)-2-méthylpyrrolidin-1-yl]propoxy}phényl)pyridazin-3(2*H*)-one

irdabisant

6-(4-{3-[(2*R*)-2-metilpirrolidin-1-il]propoxi}fenil)piridazin-3(2*H*)-ona

C₁₈H₂₃N₃O₂



ixekizumabum #

ixekizumab

immunoglobulin G4-kappa, anti-[*Homo sapiens* IL17A (interleukin 17A, IL-17A)], humanized monoclonal antibody;
gamma4 heavy chain (1-445) [humanized VH (*Homo sapiens*IGHV1-46*01 (82.70%) -(IGHD)-IGHJ4*01) [8.8.12] (1-119) -*Homo sapiens*IGHG4*01 hinge S10>P (227), CH3 K130>del (120-445)], (133-219')-disulfide with kappa light chain (1'-219') [humanized V-KAPPA (*Homo sapiens*IGKV2D-29*02 (89.00%) -IGKJ2*01) [11.3.9] (1'-112') -*Homo sapiens*IGKC*01 (113'-219')]; (225-225'':228-228'')-bisdisulfide dimer

ixékizumab

immunoglobuline G4-kappa, anti-[*Homo sapiens* IL17A (interleukine 17A, IL-17A)], anticorps monoclonal humanisé;
chaîne lourde gamma4 (1-445) [VH humanisé (*Homo sapiens*IGHV1-46*01 (82.70%) -(IGHD)-IGHJ4*01) [8.8.12] (1-119) -*Homo sapiens*IGHG4*01 charnière S10>P (227), CH3 K130>del (120-445)], (133-219')-disulfure avec la chaîne légère kappa (1'-219') [V-KAPPA humanisé (*Homo sapiens*IGKV2D-29*02 (89.00%) -IGKJ2*01) [11.3.9] (1'-112') -*Homo sapiens*IGKC*01 (113'-219')]; dimère (225-225'':228-228'')-bisdisulfure

ixekizumab

inmunoglobulina G4-kappa, anti-[*Homo sapiens* IL17A (interleukina 17A, IL-17A)], anticuerpo monoclonal humanizado;
cadena pesada gamma4 (1-445) [VH humanizada (*Homo sapiens*IGHV1-46*01 (82.70%) -(IGHD)-IGHJ4*01) [8.8.12] (1-119) -*Homo sapiens*IGHG4*01 bisagra S10>P (227), CH3 K130>del (120-445)], (133-219')-disulfuro con la cadena ligera kappa (1'-219') [V-KAPPA humanizada (*Homo sapiens*IGKV2D-29*02 (89.00%) -IGKJ2*01) [11.3.9] (1'-112') -*Homo sapiens*IGKC*01 (113'-219')]; dímero (225-225'':228-228'')-bisdisulfuro

Heavy chain / Chaîne lourde / Cadena pesada

QVQLVQSGAE	VKPKGSSVKV	SCKASGYSFT	DYHIHWVRQA	PGQGLEWMGV	50
INPMYGTDDY	NQRFKGRVTI	TADESTSTAY	MELSSLRSED	TAVVYCARVD	100
YFTGTGVYWG	QTLVTVSSA	STKGPSVFPL	APCSRSTSES	TAALGLCLVKD	150
YFPEPVTVSW	NSGALTSVH	TFPAVLQSSG	LYSLSSVTV	PSSSLGTKTY	200
TCNVDRKPSN	TKVDRKVESK	YGPCCPCPA	PEFLGGPSVF	LFPPKPKDTL	250
MISRTPEVTC	VVVDVSDQEDP	EVQFNWYVDG	VEVHNAKTRP	REEQFNSTYR	300
VVSVLTVLHQ	DWLNKKEYKC	KVSNKGLPSS	IEKTIKAKG	QPREPQVYTL	350
PPSQEEMTKN	QVSLTCLVKG	FYPDSIAVEW	ESNGQPENNY	KTTTTPVLDSD	400
GSFFLYSRLT	VDKSRWQEGN	VFSCSVMHEA	LHNHYTQKSL	SLSLG	445

Light chain / Chaîne légère / Cadena ligera

DIVMTQTPLS	LSVTPGQPAS	ISCRSSRSLV	HSRGNTYLHW	YLQKPGQSPQ	50
LLIYKVSNRF	IGVPRDFSGS	GSSTDFTLKI	SRVEAEDVGV	YYCSQSTHLP	100
FTFGQGTKLE	IKRTVAAPSV	FIFPPSDEQL	KSGTASVCL	LNNFYPREAK	150
VQWKVDNALQ	SGNSQESVTE	QDSKSTYSYL	SSTLTLSKAD	YEKHKVYACE	200
VTHQGLSSPV	TKSFNRGEC				219

Disulfide bridges location / Position des ponts disulfure / Posiciones de los puentes disulfuro

Intra-H 22-96 146-202 260-320 366-424

22"-96" 146"-202" 260"-320" 366"-424"

Intra-L 23'-93' 139"-199"

23'''-93''' 139'''-199'''

Inter-H-L 133-219' 133"-219''

Inter-H-H 225-225" 228-228"

N-glycosylation sites / Sites de N-glycosylation / Posiciones de N-glicosilación
296, 296'**ladarixinum**

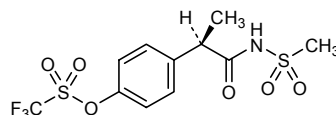
ladarixin

4-[(2R)-1-oxo-1-(methanesulfonamido)propan-2-yl]phenyl trifluoromethanesulfonate

ladarixine

trifluorométhanesulfonate de 4-[(2R)-1-oxo-1-(méthanesulfonamido)propan-2-yl]phényle

ladarixina

trifluorometanesulfonato de 4-[(2*R*)-1-oxo-1-(metanosulfonamido)propan-2-il]fenilC₁₁H₁₂F₃NO₆S₂**lenomorelinum**
lenomorelinO^{3.26}-octanoylhuman appetite-regulating hormone (growth hormone-releasing peptide) precursor (protein M46)-(24-51)-peptide (ghrelin-28-C8)

lénomoréline

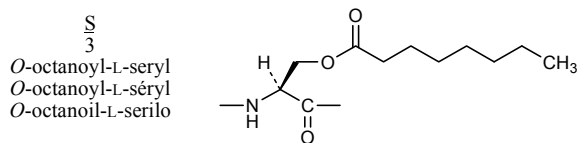
O^{3.26}-octanoylprécurseur de l'hormone humaine de régulation de l'appétit (précurseur du peptide de libération d'hormone de croissance, protéine M46)-(24-51)-peptide (ghréline-28-C8)

lenomorelina

O^{3.26}-octanoilprecursor de la hormona humana de regulación del apetito (precursor del péptido de liberación de hormona del crecimiento, proteína M46)-(24-51)-péptido (ghrelina-28-C8)C₁₄₉H₂₄₉N₄₇O₄₂

GSSFLSPEHQ RVQQRKESKK PPAKLQPR 28

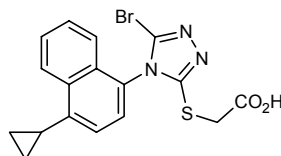
Modified residue / Résidu modifié / Residuo modificado

**lesinuradum**
lesinurad2-[[5-bromo-4-(4-cyclopropyl)naphthalen-1-yl)-4*H*-1,2,4-triazol-3-yl]sulfanyl]acetic acid

lésinurad

acide 2-[[5-bromo-4-(4-cyclopropyl)naphthalén-1-yl)-4*H*-1,2,4-triazol-3-yl]sulfanyl]acétique

lesinurad

ácido 2-[[5-bromo-4-(4-ciclopropilnaftalen-1-il)-4*H*-1,2,4-triazol-3-il]sulfanil]acéticoC₁₇H₁₄BrN₃O₂S

lexibulinum

lexibulin

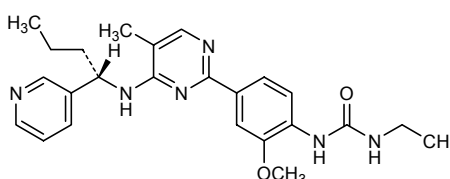
1-ethyl-3-[2-methoxy-4-(5-methyl-4-[[[(1S)-1-(pyridin-3-yl)butyl]amino]pyrimidin-2-yl)phenyl]urea

lexibuline

1-éthyl-3-[2-méthoxy-4-(5-méthyl-4-[[[(1S)-1-(pyridin-3-yl)butyl]amino]pyrimidin-2-yl)phényl]urée

lexibulina

1-etil-3-[2-metoxi-4-(5-metil-4-[[[(1S)-1-(piridin-3-il)butil]amino]pirimidin-2-il)fenil]urea

 $C_{24}H_{30}N_6O_2$ **lipegfilgrastimum #**

lipegfilgrastim

pegylated granulocyte colony stimulating factor;
 $O^{3,133}$ -[N^6 -(N -{[ω -methoxypoly(oxyethylene)]carbonyl}glycyl)- α -neuraminyl-(2 \rightarrow 6)- α -D-galactopyranosyl]-L-methionyl-des-1-L-alanine-des-37-L-valine-des-38-L-serine-des-39-L-glutamic acid-human granulocyte colony-stimulating factor (G-CSF, pluripoietin)

lipegfilgrastim

facteur de stimulation de colonie de granulocytes humain pégylé;
 $O^{3,133}$ -[N^6 -(N -{[ω -méthoxypoly(oxyéthylène)]carbonyl}glycyl)- α -neuraminyl-(2 \rightarrow 6)- α -D-galactopyranosyl]-L-méthionyl-dès-1-L-alanine-dès-37-L-valine-des-38-L-sérine-dès-39-L-acide glutamique-facteur de stimulation de colonie de granulocytes humain (G-CSF, pluripoiétine)

lipegfilgrastim

factor de estimulación de colonias de granulocitos humano pegilado;
 $O^{3,133}$ -[N^6 -(N -{[ω -metoxipoli(oxiétileno)]carbonil}glicil)- α -neuraminil-(2 \rightarrow 6)- α -D-galactopiranosil]-L-metionil-des-1-L-alanina-des-37-L-valina-des-38-L-serine-des-39-L-ácido glutámico-factor de estimulación de colonias de granulocitos humanos (G-CSF, pluripoyetina)

 $C_{864}H_{1369}N_{225}O_{258}S_9 [C_2H_4O]_n$

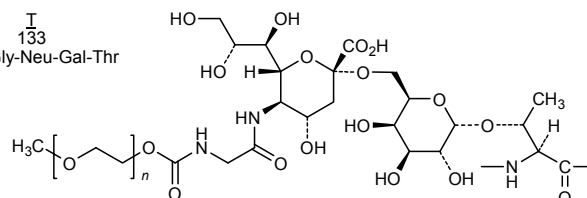
M 0

TPLGPASSLP QSFLLKCLEQ VRKIQGDGAA LQEKLCATYK LCHPEELVLL 50
 GHSLGIPWAP LSSCPSQALQ LAGCLSQLHS GLFLYQGLLQ ALEGISPELG 100
 PTLDTLQLDV ADFATTIWQQ MEELGMAPAL QPTQGAMPAP ASAFQRRAGG 150
 VLVASHLQSF LEVSYRVLRLH LAQP 174

Disulfide bridges location / Position des ponts disulfure / Posiciones de los puentes disulfuro
 36-42 64-74

Modified residue / Résidu modifié / Residuo modificado

I
133
PEG-Gly-Neu-Gal-Thr



lorediplonum

lorediplon

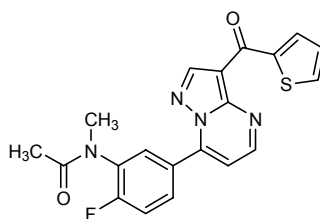
N-{2-fluoro-5-[3-(thiophene-2-carbonyl)pyrazolo[1,5-a]pyrimidin-7-yl]phenyl}-N-methylacetamide

lorédiplon

N-{2-fluoro-5-[3-(thiophène-2-carbonyl)pyrazolo[1,5-a]pyrimidin-7-yl]phényl}-N-méthylacétamide

lorediplón

N-{2-fluoro-5-[3-(tiofeno-2-carbonil)pirazolo[1,5-a]pirimidin-7-il]fenil}-N-metilacetamida

C₂₀H₁₅FN₄O₂S**lumacaftorum**

lumacaftor

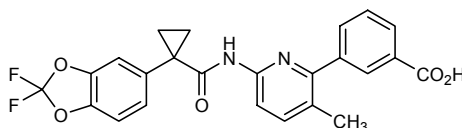
3-{6-[1-(2,2-difluoro-1,3-benzodioxol-5-yl)cyclopropane-1-carboxamido]-3-methylpyridin-2-yl}benzoic acid

lumacaftor

acide 3-{6-[1-(2,2-difluoro-1,3-benzodioxol-5-yl)cyclopropane-1-carboxamido]-3-méthylpyridin-2-yl}benzoïque

lumacaftor

ácido 3-{6-[1-(2,2-difluoro-1,3-benzodioxol-5-il)ciclopropano-1-carboxamido]-3-metilpiridin-2-il}benzoico

C₂₄H₁₈F₂N₂O₅**lurbinctedinum**

lurbinctedin

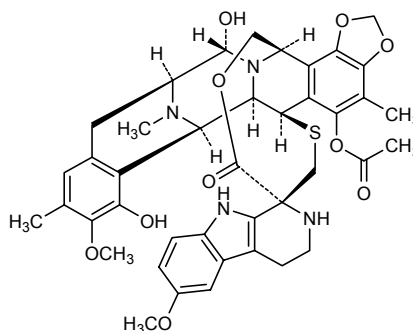
(1'R,6R,6aR,7R,13S,14S,16R)-8,14-dihydroxy-6',9-dimethoxy-4,10,23-trimethyl-19-oxo-2',3',4',6,7,9',12,13,14,16-decahydro-6aH-spiro[7,13-azano-6,16-(epithiopropanooxymethano)[1,3]dioxolo[7,8]isoquinolino[3,2-b][3]benzazocine-20,1'-pyrido[3,4-b]indol]-5-yl acetate

lurbinctédine

acétate de (1'R,6R,6aR,7R,13S,14S,16R)-8,14-dihydroxy-6',9-diméthoxy-4,10,23-triméthyl-19-oxo-2',3',4',6,7,9',12,13,14,16-décahydro-6aH-spiro[7,13-azano-6,16-(épihiopropanooxyméthano)[1,3]dioxolo[7,8]isoquinolino[3,2-b][3]benzazocine-20,1'-pyrido[3,4-b]indol]-5-yl

lurbinctedina

acetato de (1'R,6R,6aR,7R,13S,14S,16R)-8,14-dihidroxi-6',9-dimetoxi-4,10,23-trimetil-19-oxo-2',3',4',6,7,9',12,13,14,16-decahidro-16H-spiro[7,13-azano-6,16-(epitiopropanooximetano)[1,3]dioxolo[7,8]isoquinolino[3,2-b][3]benzazocina-20,1'-pirido[3,4-b]indol]-5-ilo

C₄₁H₄₄N₄O₁₀S**melphalanum flufenamidum**

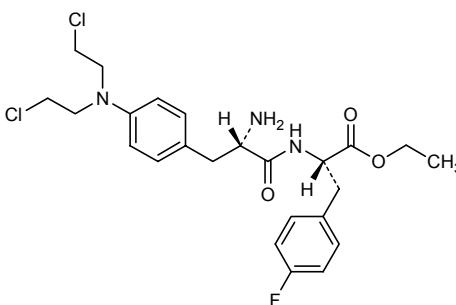
melphalan flufenamide

ethyl (2*S*)-2-[(2*S*)-2-amino-3-{4-[bis(2-chloroethyl)amino]phenyl}propanamido]-3-(4-fluorophenyl)propanoate

melphalan flufénamide

(2*S*)-2-[(2*S*)-2-amino-3-{4-[bis(2-chloroéthyl)amino]phényl}propanamido]-3-(4-fluorophényl)propanoate d'éthyle

melfalán flufenamida

(2*S*)-2-[(2*S*)-2-amino-3-{4-[bis(2-cloroetil)amino]fenil}propanamido]-3-(4-fluorofenil)propanoato de etiloC₂₄H₃₀Cl₂FN₃O₃**mericitabinum**

mericitabine

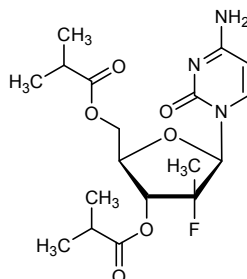
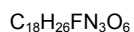
(2'*R*)-2'-deoxy-2'-fluoro-2'-methyl-2',3'-bis-O-(2-methylpropanoyl)cytidine

méricitabine

3',5'-bis(2-méthylpropanoate) de (2'*R*)-2'-déoxy-2'-fluoro-2'-méthylcytidine

mericitabina

(2'*R*)-2'-desoxi-2'-fluoro-2'-metil-2',3'-bis-O-(2-metilpropanoil)citidina



milciclibum
milciclib

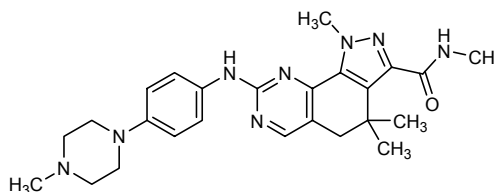
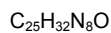
N,1,4,4-tetramethyl-8-[[4-(4-methylpiperazin-1-yl)phenyl]amino]-4,5-dihydro-1*H*-pyrazolo[4,3-*h*]quinazoline-3-carboxamide

milciclib

N,1,4,4-tétraméthyl-8-[[4-(4-méthylpipérazin-1-yl)phényl]amino]-4,5-dihydro-1*H*-pyrazolo[4,3-*h*]quinazoline-3-carboxamide

milciclib

N,1,4,4-tetrametil-8-[[4-(4-metilpiperazin-1-il)fenil]amino]-4,5-dihidro-1*H*-pirazolo[4,3-*h*]quinazolina-3-carboxamida



naldemedinum
naldemedine

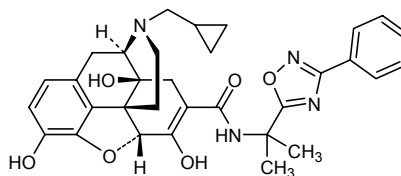
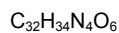
17-(cyclopropylmethyl)-6,7-didehydro-4,5 α -epoxy-3,6,14-trihydroxy-*N*-[2-(3-phenyl-1,2,4-oxadiazol-5-yl)propan-2-yl]morphinan-7-carboxamide

naldémédine

17-(cyclopropylméthyl)-6,7-didéhydro-4,5 α -époxy-3,6,14-trihydroxy-*N*-[2-(3-phényl-1,2,4-oxadiazol-5-yl)propan-2-yl]morphinan-7-carboxamide

naldemedina

17-(ciclopropilmetil)-6,7-didehidro-4,5 α -epoxi-3,6,14-trihidroxi-*N*-[2-(3-fenil-1,2,4-oxadiazol-5-il)propan-2-il]morfinan-7-carboxamida



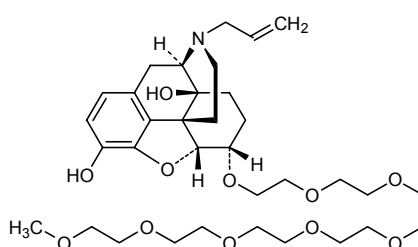
naloxegolum

naloxegol 4,5 α -epoxy-6 α -[(3,6,9,12,15,18,21-heptaoxidocosan-1-yl)oxy]-17-(prop-2-en-1-yl)morphinan-3,14-diol

naloxégol 4,5 α -époxy-6 α -[(3,6,9,12,15,18,21-heptaoxidocosan-1-yl)oxy]-17-(prop-2-én-1-yl)morphinane-3,14-diol

naloxegol 4,5 α -epoxi-6 α -[(3,6,9,12,15,18,21-heptaoxidocosan-1-il)oxi]-17-(prop-2-en-1-il)morfinan-3,14-diol

C₃₄H₅₃NO₁₁

**narnatumabum #**

narnatumab immunoglobulin G1-kappa, anti-[*Homo sapiens* MST1R (macrophage stimulating 1 receptor, macrophage stimulating protein receptor, MSP receptor, c-met-related tyrosine kinase, protein-tyrosine kinase 8, PTK8, RON, p185-Ron, CD136)], *Homo sapiens* monoclonal antibody;
gamma1 heavy chain (1-452) [*Homo sapiens* VH (IGHV3-7*01 (95.90%) -(IGHD)-IGHJ6*01 T127>I (119)) [8.8.15] (1-122) -IGHG1*03 (123-452)], (225-214')-disulfide with kappa light chain (1'-214') [*Homo sapiens* V-KAPPA (IGKV3-11*01 (98.90%) -IGKJ1*01) [6.3.9] (1'-107') -IGKC*01 (108'-214')]; (231-231'':234-234'')-bisdisulfide dimer

narnatumab immunoglobuline G1-kappa, anti-[*Homo sapiens* MST1R (récepteur 1 stimulant le macrophage, récepteur de la protéine stimulant le macrophage, récepteur de la MSP, tyrosine kinase apparentée à c-met, protéine-tyrosine kinase 8, PTK8, RON, p185-Ron, CD136)], *Homo sapiens* anticorps monoclonal;
chaîne lourde gamma1 (1-452) [*Homo sapiens* VH (IGHV3-7*01 (95.90%) -(IGHD)-IGHJ6*01 T127>I (119)) [8.8.15] (1-122) -IGHG1*03 (123-452)], (225-214')-disulfure avec la chaîne légère kappa (1'-214') [*Homo sapiens* V-KAPPA (IGKV3-11*01 (98.90%) -IGKJ1*01) [6.3.9] (1'-107') -IGKC*01 (108'-214')]; dimère (231-231'':234-234'')-bisdisulfure

narnatumab inmunoglobulina G1-kappa, anti-[*Homo sapiens* MST1R (receptor 1 estimulante el macrófago, receptor de la proteína estimulante el macrófago, receptor de la MSP, tirosina kinasa relacionada con c-met, proteína-tirosina kinasa 8, PTK8, RON, p185-Ron, CD136)], *Homo sapiens* anticuerpo monoclonal;
cadena pesada gamma1 (1-452) [*Homo sapiens* VH (IGHV3-7*01 (95.90%) -(IGHD)-IGHJ6*01 T127>I (119)) [8.8.15] (1-122) -IGHG1*03 (123-452)], (225-214')-disulfuro con la cadena ligera kappa (1'-214') [*Homo sapiens* V-KAPPA (IGKV3-11*01 (98.90%) -IGKJ1*01) [6.3.9] (1'-107') -IGKC*01 (108'-214')]; dímero (231-231'':234-234'')-bisdisulfuro

Heavy chain / Chaîne lourde / Cadena pesada

EVQLVESGGG LVQPGGSLRL SCAASGFTFS SYLMTWVRQA PGKGLEWVAN 50
 IKQDGSEKYY VDSVKGRFTI SRDNAKNSLN LQMNSLRAED TAVYYCTRDG 100
 YSSGRHYGMD VWGQGTIVIV SSASTKGPSV FPLAPSSKST SGGTAALGCL 150
 VKDYFPEPVT VSWNSGALTS GVHTFPVAVLQ SSGLYSLSSV VTPVSSSLGT 200
 QTYICNVNHHK PSNTKVDKRV EPKSCDKTHT CPPCPAPELL GGPSVFLFPP 250
 KPKDTLMISR TPEVTCVVVD VSHEDPEVKF NQYVDGVEVH NAKTKPREEQ 300
 YNSTYRVVSV LTVLHQDWLN GKEYKCKVSN KALPAPIEKT ISKAKGQPRE 350
 PQVYTLFPPSR EEMTKNQVSL TCLVKGFPYS DIAVEWESNG QPENNYKTP 400
 PVLDSGDSFF LYSKLTVDKS RWQQGNVFC SVMHREALHNN YTQKLSLSLP 450
 GK 452

Light chain / Chaîne légère / Cadena ligera

EIVLTQSPAT LSLSPGERAT LSCRASQSVS RYLAWYQQKP GQAPRLLIYD 50
 ASNRATGIPA RFSGSGSGTD FTLTISLEP EDFAVYYCQQ RSNWPRTFGQ 100
 GTKVEIKRTV AAPSVFIFPP SDEQLKSGTA SVVCLLNNFY PREAKVQWKV 150
 DNALQSGNSQ ESVTEQDSKD STYLSSTLT LSKADYEKHK VYACEVTHQG 200
 LSSPVTKSFN RGECE 214

Disulfide bridges location / Position des ponts disulfure / Posiciones de los puentes disulfuro

Intra-H 22-96 149-2105 266-326 372-430
 22"-96" 149"-205" 266"-326" 372"-430"
 Intra-L 23'-88' 134'-194'
 23'''-88''' 134'''-194'''
 Inter-H-L 225-214' 225"-214"
 Inter-H-H 231-231" 234-234"

N-glycosylation sites / Sites de N-glycosylation / Posiciones de N-glicosilación
302, 302"**navarixinum**

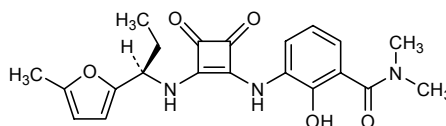
navarixin

2-hydroxy-*N,N*-dimethyl-3-[(2-[(1*R*)-1-(5-methylfuran-2-yl)propyl]amino)-3,4-dioxocyclobut-1-en-1-yl]amino]benzamide

navarixine

2-hydroxy-*N,N*-diméthyl-3-[(2-[(1*R*)-1-(5-méthylfuran-2-yl)propyl]amino)-3,4-dioxocyclobut-1-én-1-yl]amino]benzamide

navarixina

2-hidroxi-*N,N*-dimetil-3-[(2-[(1*R*)-1-(5-metilfuran-2-il)propil]amino)-3,4-dioxociclobut-1-en-1-il]amino]benzamidaC₂₁H₂₃N₃O₅**nelociguatum**

nelociguat

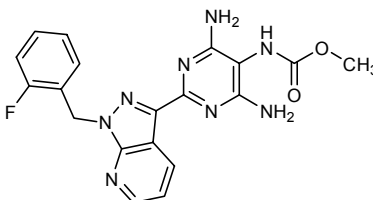
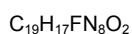
methyl (4,6-diamino-2-{1-[(2-fluorophenyl)methyl]-1*H*-pyrazolo[3,4-*b*]pyridin-3-yl}pyrimidin-5-yl)carbamate

nélociguat

(4,6-diamino-2-{1-[(2-fluorophényl)méthyl]-1*H*-pirazolo[3,4-*b*]pyridin-3-yl}pyrimidin-5-yl)carbamate de méthyle

nelociguat

(4,6-diamino-2-{1-[(2-fluorofenil)metil]-1*H*-pirazolo[3,4-*b*]piridin-3-il}pirimidin-5-il)carbamato de metilo



nintedanibum
nintedanib

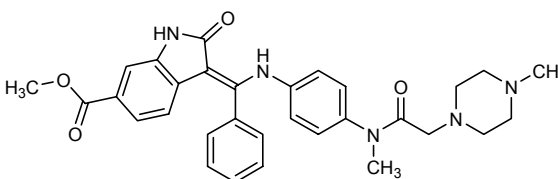
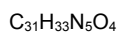
methyl (3Z)-3-[(4-[N-methyl-2-(4-methylpiperazin-1-yl)acetamido]phenyl)amino](phenyl)methylidene]-2-oxo-2,3-dihydro-1H-indole-6-carboxylate

nintédanib

(3Z)-3-[(4-[N-méthyl-2-(4-méthylpipérazin-1-yl)acétamido]phényl)amino](phényl)méthylidène]-2-oxo-2,3-dihydro-1H-indole-6-carboxylate de méthyle

nintedanib

(3Z)-3-[(4-[N-metil-2-(4-metilpiperazin-1-il)acetamido]fenil)amino](fenil)metiliden]-2-oxo-2,3-dihidro-1H-indol-6-carboxilato de metilo



nivocasanum
nivocasan

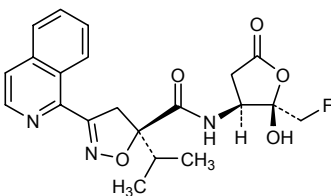
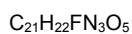
(5R)-N-[(2S,3S)-2-(fluoromethyl)-2-hydroxy-5-oxoxolan-3-yl]-3-(isoquinolin-1-yl)-5-(propan-2-yl)-4,5-dihydro-1,2-oxazole-5-carboxamide

nivocasan

(5R)-N-[(2S,3S)-2-(fluorométhyl)-2-hydroxy-5-oxoxolan-3-yl]-3-(isoquinoléin-1-yl)-5-(propan-2-yl)-4,5-dihydro-1,2-oxazole-5-carboxamide

nivocasán

(5R)-N-[(2S,3S)-2-(fluorometil)-2-hidroxi-5-oxoxolan-3-il]-3-(isoquinolin-1-il)-5-(propan-2-il)-4,5-dihidro-1,2-oxazol-5-carboxamida



oclacitinibum

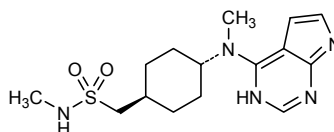
oclacitinib

N-methyl(*trans*-4-[methyl(*7H*-pyrrolo[2,3-*d*]pyrimidin-4-yl)amino]cyclohexyl)methanesulfonamide

oclacitinib

N-méthyl[*trans*-4-(méthyl-*7H*-pyrrolo[2,3-*d*]pyrimidin-4-ylamino)cyclohexyl]méthanesulfonamide

oclacitinib

N-metil{*trans*-4-[metil(*7H*-pirrolo[2,3-*d*]pirimidin-4-il)amino]ciclohexil}metanosulfonamidaC₁₅H₂₃N₅O₂S**olcorolimusum**

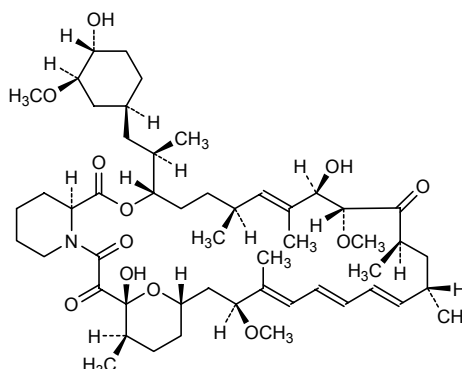
olcorolimus

(3*S*,6*S*,7*E*,9*R*,10*R*,12*R*,14*S*,15*E*,17*E*,19*E*,21*S*,23*S*,26*R*,27*R*,34*aS*)-9,27-dihydroxy-3-((1*R*)-1-((1*S*,3*R*,4*R*)-4-hydroxy-3-methoxycyclohexyl)propan-2-yl)-10,21-dimethoxy-6,8,12,14,20,26-hexamethyl-3,4,5,6,9,10,12,13,14,21,22,23,24,25,26,27,32,33,34,34^a-icosahydro-11*H*-23,27-epoxyprido[2,1-*c*][1,4]oxaazacyclohentacontine-1,11,28,29(31*H*)-tetrone

olcorolimus

(3*S*,6*S*,7*E*,9*R*,10*R*,12*R*,14*S*,15*E*,17*E*,19*E*,21*S*,23*S*,26*R*,27*R*,34*aS*)-9,27-dihydroxy-3-((1*R*)-1-((1*S*,3*R*,4*R*)-4-hydroxy-3-méthoxycyclohexyl)propan-2-yl)-10,21-diméthoxy-6,8,12,14,20,26-hexaméthyl-3,4,5,6,9,10,12,13,14,21,22,23,24,25,26,27,32,33,34,34^a-icosahydro-11*H*-23,27-époxyprido[2,1-*c*][1,4]oxaazacyclohentacontine-1,11,28,29(31*H*)-tétrone

olcorolimús

(3*S*,6*S*,7*E*,9*R*,10*R*,12*R*,14*S*,15*E*,17*E*,19*E*,21*S*,23*S*,26*R*,27*R*,34*aS*)-9,27-dihidroxi-3-((1*R*)-1-((1*S*,3*R*,4*R*)-4-hidroxi-3-metoxiciclohexil)propan-2-il)-10,21-dimetoxi-6,8,12,14,20,26-hexametil-3,4,5,6,9,10,12,13,14,21,22,23,24,25,26,27,32,33,34,34^a-icosahidro-11*H*-23,27-epoxipirido[2,1-*c*][1,4]oxaazacyclohentacontina-1,11,28,29(31*H*)-tetronaC₅₁H₈₁NO₁₂

ordopidinum

ordopidine

1-ethyl-4-[2-fluoro-3-(methanesulfonyl)phenyl]piperidine

ordopidine

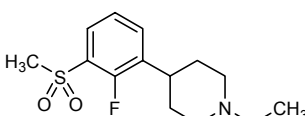
1-éthyl-4-[2-fluoro-3-(méthylsulfonyl)phényl]pipéridine

ordopidina

1-etil-4-[2-fluoro-3-(metanosulfonyl)fenil]piperidina

C₁₄H₂₀FNO₂S

871351-60-9

**ozoralizumabum #**

ozoralizumab

immunoglobulin single chain VH-VH'-VH, trivalent bispecific anti-[*Homo sapiens* TNF (tumor necrosis factor, TNF superfamily member 2, TNFSF2, TNFA, TNF-alpha)] VH and anti-[*Homo sapiens* ALB (albumin, human serum albumin, HAS)] VH', humanized *Lama glama* monoclonal antibody;

scVH-VH'-VH (1-363) [humanized VH (*Homo sapiens* IGHV3-74*01 (88.80%) -(IGHD)-IGHJ1*01 W118>R (105)) [8.8.8] (1-115) - 9-mer linker (tetraglycyl-seryl-triglycyl-seryl) (116-124) -humanized VH' (*Homo sapiens* IGHV3-23*04 (89.60%) -(IGHD)-IGHJ1*01 W118>S (229), G119>S (230) [8.8.8] (125-239) -9-mer linker (tetraglycyl-seryl-triglycyl-seryl) (240-248) -humanized VH (*Homo sapiens* IGHV3-74*01 (88.80%) -(IGHD)-IGHJ1*01 W118>R (353)(249-363)

ozoralizumab

immunoglobuline single chain VH-VH'-VH, trivalente bispécifique anti-[*Homo sapiens* TNF (facteur de nécrose tumorale, membre 2 de la superfamille du TNF, TNFSF2, TNFA, TNF-alpha)] VH et anti-[*Homo sapiens* ALB (albumine, sérum albumine humaine, SAH)] VH', anticorps monoclonal de *Lama glama* humanisé;

scVH-VH'-VH (1-363) [VH humanisé (*Homo sapiens* IGHV3-74*01 (88.80%) -(IGHD)-IGHJ1*01 W118>R (105)) [8.8.8] (1-115) -9-mer linker (tétraglycyl-séryl-triglycyl-séryl) (116-124) -VH' humanisé (*Homo sapiens* IGHV3-23*04 (89.60%) -(IGHD)-IGHJ1*01 W118>S (229), G119>S (230) [8.8.8] (125-239) -9-mer linker (tétraglycyl-séryl-triglycyl-séryl) (240-248) -VH humanisé (*Homo sapiens* IGHV3-74*01 (88.80%) -(IGHD)-IGHJ1*01 W118>R (353)(249-363)

ozoralizumab

inmunoglobulina de cadena sencilla VH-VH'-VH, trivalente biespecífica anti-[TNF de *Homo sapiens* (factor de necrosis tumoral, miembro 2 de la superfamilia del TNF, TNFSF2, TNFA, TNF-alpha)] VH y anti-[*Homo sapiens* ALB (albumina, albumina sérica humana SAH)] VH', anticuerpo monoclonal de *Lama glama* humanizado;

scVH-VH'-VH (1-363) [VH humanizado (*Homo sapiens* IGHV3-74*01 (88.80%) -(IGHD)-IGHJ1*01 W118>R (105)) [8.8.8] (1-115) - conector nonúmero (tetraglicil-seril-triglicil-seril) (116-124) -VH' humanizado (*Homo sapiens* IGHV3-23*04 (89.60%) -(IGHD)-IGHJ1*01 W118>S (229), G119>S (230) [8.8.8] (125-239) - espaciador nonúmero (tetraglicil-seril-triglicil-seril) (240-248) -VH humanizado (*Homo sapiens* IGHV3-74*01 (88.80%) -(IGHD)-IGHJ1*01 W118>R (353)(249-363)

scVH-VH'-VH chain / Chaîne scVH-VH'-VH / Cadena scVH-VH'-VH
 EVQLVESGGG LVQPGGSLRL SCAASGFTFS DYWMYWVRQA PGKLEWVSE 50
 INTNGLITKY PDSVKGRFTI SRDNAKNTLY LQMNSLRPED TAVYYCARSP 100
 SGFNRGQGTL VTVSSGGGGS GGGSEVQLVE SGGGLVQPGN SLRLSCAASG 150
 FTFSSFGMSW VRQAPGKGLE WVSISGSGS DTLYADSVKG RFTISRDNK 200
 TTLYLQMSL RPEDTAVYYC TIGGSLRSST QGTLVTVSSG GGGSGGSEV 250
 QLVESSGGLV QPGGSLRLSC AASGFTFSDY WMYWVRQAPG KLEWVSEIN 300
 TNGLITKYPD SVKGRFTISR DNAKNTLYLQ MNSLRPEDTA VYYCARSPSG 350
 FNRGQGTLVV VSS 363

Disulfide bridges location / Position des ponts disulfure / Posiciones de los puentes disulfuro
 Intra-chain 22-96 146-220 270-34

pateclizumabum #
 pateclizumab

immunoglobulin G1-kappa, anti-[*Homo sapiens* LTA (lymphotoxin alpha, TNFSF1, tumor necrosis factor superfamily member 1, LT)], humanized monoclonal antibody;
 gamma1 heavy chain (1-447) [humanized VH (*Homo sapiens*IGHV3-74*01 (76.50%) -(IGHD)-IGHJ5*01) [8.9.11] (1-118) -*Homo sapiens*IGHG1*03 CH1 R120>K (215), CH3 K130>del (119-447)], (221-214')-disulfide with kappa light chain (1'-214') [humanized V-KAPPA (*Homo sapiens*IGKV1-39*01 (88.40%) -IGKJ1*01) [6.3.9] (1'-107') -*Homo sapiens*IGKC*01 (108'-214')]; (227"-230"-230")-bisdisulfide dimer

patéclizumab

immunoglobuline G1-kappa, anti-[*Homo sapiens* LTA (lymphotoxine alpha, TNFSF1, membre 1 de la superfamille du facteur de nécrose tumorale, LT)], anticorps monoclonal humanisé;
 chaîne lourde gamma1 (1-447) [VH humanisé (*Homo sapiens*IGHV3-74*01 (76.50%) -(IGHD)-IGHJ5*01) [8.9.11] (1-118) -*Homo sapiens*IGHG1*03 CH1 R120>K (215), CH3 K130>del (119-447)], (221-214')-disulfure avec la chaîne légère kappa (1'-214') [V-KAPPA humanisé (*Homo sapiens*IGKV1-39*01 (88.40%) -IGKJ1*01) [6.3.9] (1'-107') -*Homo sapiens*IGKC*01 (108'-214')]; dimère (227"-227"-230"-230")-bisdisulfure

pateclizumab

inmunoglobulina G1-kappa, anti-[LTA de *Homo sapiens* (linfotóxina alfa, TNFSF1, miembro 1 de la superfamilia del factor de necrosis tumoral, LT)], anticuerpo monoclonal humanizado;
 cadena pesada gamma1 (1-447) [VH humanizada (*Homo sapiens*IGHV3-74*01 (76.50%) -(IGHD)-IGHJ5*01) [8.9.11] (1-118) -*Homo sapiens*IGHG1*03 CH1 R120>K (215), CH3 K130>del (119-447)], (221-214')-disulfuro con la cadena ligera kappa (1'-214') [V-KAPPA humanizada (*Homo sapiens*IGKV1-39*01 (88.40%) -IGKJ1*01) [6.3.9] (1'-107') -*Homo sapiens*IGKC*01 (108'-214')]; dimero (227"-227"-230"-230")-bisdisulfuro

Heavy chain / Chaîne lourde / Cadena pesada
 EVQLVESGGG LVQPGGSLRL SCAASGYTFT SYVIHWVRQA PGKGLEWVGY 50
 NNPNYAGTNY NEKFKGRFTI SSDKSKNTAY LQMNSLRAED TAVYYCSRPT 100
 MLPWFAYWQO GTLVTVSSAS TKGPSVFPLA PSSKSTSGGT AALGCLVKDY 150
 FPEPVTVSWN SGALTSGVHT FPAVLQSSGL YSLSSVTVTP SSSLGTQTYI 200
 CNVNHKPSNT KVDKKVEPKS CDKTHTCPPC PAPELLGGPS VFLFPPKPKD 250
 TLMISRTPEV TCVVVDVSH EDPVKFNWYV DGEVHNAKT KPREEQYNST 300
 YRVVSVLTVL HQDWLNGKEY KCKVSNKALP APIEKTISKA KGQPREPQVY 350
 TLPSPREEMT KNQVSLTCLV KGFYPSDIAV EWESNGQPEN NYKTTTPPVL D 400
 SDGSFFLYSK LTVDKSRWQQ GNVFSCSVMH EALHNHYTQK SLSLSFG 447

Light chain / Chaîne légère / Cadena ligera
 DIQMTQSPSS LSASVGDRTV ITCRASQAVS SAVAWYQQKP GKAPKLLIYS 50
 ASHRYTGVPS RFGSGSGTD FTLTISSLQP EDFATYYCQE SYSTPWTFGQ 100
 GTKVEIKRTV AAPSVFIFPP SDEQLKSGTA SVVCLLNNFY PREAKVQWKV 150
 DNALQSGNSQ ESVTEQDSKD STYLSLSTLT LSKADYEKHK VYACEVTHQG 200
 LSSPVTKSFN RGEC 214

Disulfide bridges location / Position des ponts disulfure / Posiciones de los puentes disulfuro
 Intra-H 22-96 145-201 262-322 368-426
 22"-96" 145"-201" 262"-322" 368"-426"
 Intra-L 23"-88" 134"-194"
 23"-88" 134"-194"
 Inter-H-L 221-214' 221"-214"
 Inter-H-H 227-227" 230-230"

N-glycosylation sites / Sites de N-glycosylation / Posiciones de N-glicosilación
 298, 298"

pegadricasum #
 pegadricase

pegylated Urate Oxidase from *Candida utilis*,
 [198-threonine(S>T)]uricase (EC 1.7.3.3, urate oxidase) *Pichia jadinii* (Yeast) (*Candida utilis*) tetramer, 6-amino group of an average of 3 lysine residues, mostly in position 16, 19, and 85 of each monomer, are amidified with α -(3-carboxypropanoyl)- ω -methoxypoly(oxyethylene)

pégadricase

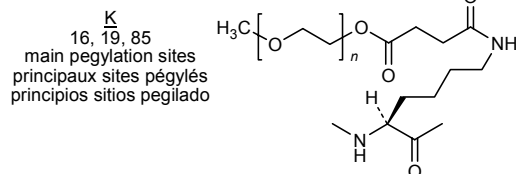
urate oxidase de *Candida utilis* pégylée,
 [198-thréonine(S>T)]uricase (EC 1.7.3.3, urate oxydase) *Pichia jadinii* (levure) (*Candida utilis*), tétramère, la fonction amine en 6 de certaines lysines, en moyenne 3, principalement en positions 16, 19, et 85 de chaque monomère, sont amidifiées par le α -(3-carboxypropanoyl)- ω -méthoxypoly(oxyéthylène)

pegadricasa

urato oxidasa de *Candida utilis* pegilada,
 [198-treonina(S>T)]uricasa (EC 1.7.3.3, urato oxidasa) *Pichia jadinii* (levadura) (*Candida utilis*), tetrámero, la función amina en 6 de ciertas lisinas, 3 por término medio, principalmente en las posiciones 16, 19, y 85 de cada monómero, está amidificada con α -(3-carboxipropanoil)- ω -metoxipoli(oxtiлено)

Monomer / Monomère / Monómero
 MSTTSSSTY GKDVKFKLV KKDPQNPKKQ EVMEATVTCL LEGGFDTSTY 50
 EADNSSIVPT DIVKNTILVL AKTTEIWPIE RFAAKLATHF VEKYSVHSGV 100
 SVKIVQDRWV KYAVDGKPHD HSPHEGGEK RITDLYYKRS GDYKLSAIAK 150
 DLTVLKSTGS MFYGYNKCDF TTLQPTDRI LSTDVDTATWV WDNKKIGTVY 200
 DIAKAADKGI FDNVYNQARE ITLTTFALEN SPSVQATMFN MATQILEKAC 250
 SVYSVSYALP NKHYFLIDLK WKGLENDNEL FYSPHPNGL IKCTVVRKEK 300
 TKL 303

Modified residues / Résidus modifiés / Residuos modificados



peginterferonum lambda-1a #

peginterferon lambda-1a

pegylated interferon lambda-1; pegylated interleukin 29;
N-{3-[α -methylpoly(oxyethylene)oxy]propyl}-L-methionyl{[171-serine]human interleukin-29 (IFN- λ -1)-(7-181)-peptide}

péginterféron lambda-1a

interféron lambda-1 pégylé; interleukine-29 pégylée;
N-{3-[α -méthylpoly(oxyéthylène)oxy]propyl}-L-méthionil{[171-sérine]interleukine-29 humaine (IFN- λ -1)-(7-181)-peptide}

peginterferón lambda-1a

interferón lambda-1 pegilado; interleukina-29 pegilada;
N-{3-[α -metilpoli(oxiétileno)oxi]propil}-L-metionil{[171-serina]interleukina-29 humana (IFN- λ -1)-(7-181)-péptido}

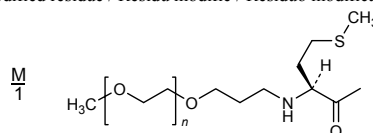
 $C_{875}H_{1408}N_{254}O_{251}S_5 (C_2H_4O)_n$

```

MKPTT TKGCHIGRF KSLSPQELAS FKKARDALEE SLKLNWCS 50
SPVFPGNWDL RLLQVRERPV ALEAELALTL KVLEAAAGPA LEDVLDQPLH 100
TLHHILSLOL ACIQPOPTAG PRPRGRLHHW LHRLQEAPKK ESAGCLEASV 150
TFNLFRLTR DLKYVADGNL SLRTSTHPES T 181

```

Modified residue / Résidu modifié / Residuo modificado



Disulfide bridges location / Position des ponts disulfure / Posiciones de los puentes disulfuro
 15-112 49-145

pegnivacoginum

pegnivacogin

a ribonucleic acid aptamer which binds Factor XIa;
 ester of 2'-O-methyl-5'-O-phosphonoguanlylyl-(3'→5')-2'-O-methyluridylyl-(3'→5')-2'-O-methylguanylyl-(3'→5')-2'-O-methylguanylyl-(3'→5')-2'-O-methyladenylyl-(3'→5')-2'-deoxy-2'-fluorocytidylyl-(3'→5')-2'-deoxy-2'-fluorouridylyl-(3'→5')-2'-O-methyladenylyl-(3'→5')-2'-deoxy-2'-fluorouridylyl-(3'→5')-2'-O-methyladenylyl-(3'→5')-2'-deoxy-2'-fluorocytidylyl-(3'→5')-2'-O-methylguanylyl-(3'→5')-2'-deoxy-2'-fluorocytidylyl-(3'→5')-2'-O-methylguanylyl-(3'→5')-2'-deoxy-2'-fluorouridylyl-(3'→5')-2'-O-methyladenylyl-(3'→5')-2'-O-methylguanylyl-(3'→5')-2'-deoxy-2'-fluorouridylyl-(3'→5')-2'-O-methylguanylyl-(3'→5')-2'-deoxy-2'-fluorocytidylyl-(3'→5')-2'-O-methyluridylyl-(3'→5')-guanylyl-(3'→5')-2'-O-methylcytidylyl-(3'→5')-2'-deoxy-2'-fluorocytidylyl-(3'→5')-2'-deoxy-2'-fluorouridylyl-(3'→5')-2'-O-methylcytidylyl-(3'→5')-2'-O-methylcytidylyl-(3'→5')-2'-O-methyladenylyl-(3'→5')-2'-O-methylcytidylyl-(3'→3')-thymidine with 6-[(2,6-bis{N-[ω -methoxypoly(oxyethylene)carbonyl}]-DL-lysyl)amino]hexan-1-ol

pégnavacogin

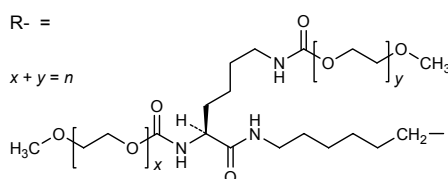
acide ribonucleique aptamère se liant au Factor XIa;
 ester de 2'-O-méthyl-5'-O-phosphonoguanilyl-(3'→5')-2'-O-méthyluridylyl-(3'→5')-2'-O-méthylguanylyl-(3'→5')-2'-O-méthylguanylyl-(3'→5')-2'-O-méthyladénylyl-(3'→5')-2'-déoxy-2'-fluorocytidylyl-(3'→5')-2'-déoxy-2'-fluorouridylyl-(3'→5')-2'-O-méthyladénylyl-(3'→5')-2'-déoxy-2'-fluorouridylyl-(3'→5')-2'-O-méthyladénylyl-(3'→5')-2'-déoxy-2'-fluorocytidylyl-(3'→5')-2'-O-méthylguanylyl-(3'→5')-2'-déoxy-2'-fluorocytidylyl-(3'→5')-2'-O-méthylguanylyl-(3'→5')-2'-déoxy-2'-fluorouridylyl-(3'→5')-2'-O-méthyladénylyl-(3'→5')-2'-O-méthylguanylyl-(3'→5')-2'-déoxy-2'-fluorouridylyl-(3'→5')-2'-O-méthylcytidylyl-(3'→5')-2'-déoxy-2'-fluorocytidylyl-(3'→5')-2'-O-méthylcytidylyl-(3'→5')-2'-O-méthylcytidylyl-(3'→5')-2'-O-méthyladénylyl-(3'→5')-2'-O-méthylcytidylyl-(3'→3')-thimidine avec 6-[(2,6-bis{N-[ω-méthoxypoly(oxyéthylène)carbonyl]}-DL-lysyl)amino]hexan-1-ol

pegnivacogina

aptámero de ácido ribonucléico que se une a Factor XIa;
 éster of 2'-O-metil-5'-O-fosfonoguanilil-(3'→5')-2'-O-metiluridilil-(3'→5')-2'-O-metilguanilil-(3'→5')-2'-O-metilguanilil-(3'→5')-2'-O-metiladenilil-(3'→5')-2'-desoxi-2'-fluorocitidilil-(3'→5')-2'-desoxi-2'-fluorouridilil-(3'→5')-2'-O-metiladenilil-(3'→5')-2'-desoxi-2'-fluorouridilil-(3'→5')-2'-O-metiladenilil-(3'→5')-2'-desoxi-2'-fluorocitidilil-(3'→5')-2'-desoxi-2'-fluorocitidilil-(3'→5')-2'-O-metilguanilil-(3'→5')-2'-desoxi-2'-fluorocitidilil-(3'→5')-2'-O-metilguanilil-(3'→5')-2'-desoxi-2'-fluorouridilil-(3'→5')-2'-O-metiladenilil-(3'→5')-2'-O-metiladenilil-(3'→5')-2'-desoxi-2'-fluorouridilil-(3'→5')-2'-O-metilguanilil-(3'→5')-2'-desoxi-2'-fluorocitidilil-(3'→5')-2'-O-metiluridilil-(3'→5')-guanilil-(3'→5')-2'-O-metilcitidilil-(3'→5')-2'-desoxi-2'-fluorocitidilil-(3'→5')-2'-desoxi-2'-fluorouridilil-(3'→5')-2'-O-metilcitidilil-(3'→5')-2'-O-metilcitidilil-(3'→5')-2'-O-metilcitidilil-(3'→3')-timidina con 6-[(2,6-bis{N-[ω-metoxipoli(oxietileno)carbonil]}-DL-lisil)amino]hexan-1-ol

$$C_{327}H_{422}F_{17}N_{114}O_{213}P_{31} (C_2H_4O)_n$$

(3'-5')-R-pmG-mU-mG-mG-mA-dfC-dfU-mA-dfU-mA-dfC-dfC-mG-dfC-mG-dfU-mA-mA-dfU-mG-dfC-mU-G-mC-dfC-dfU-mC-mC-mA-mC3'-3'dT
 Legend:
 dfU = 2'-deoxy-2'-fluoro ; m = 2'-O-methyl ; p (as prefix) = 5'-phosphate



pimasertibum
 pimasertib

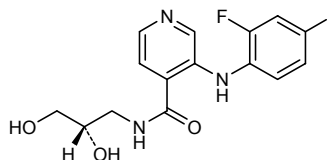
N-[(2*S*)-2,3-dihydroxypropyl]-3-[(2-fluoro-4-iodophenyl)amino]pyridine-4-carboxamide

pimasertib

N-[(2*S*)-2,3-dihydroxypropyl]-3-[(2-fluoro-4-iodofényl)amino]pyridine-4-carboxamide

pimasertib

N-[(2*S*)-2,3-dihidroxiopropil]-3-[(2-fluoro-4-iodofenil)amino]piridina-4-carboxamida

C₁₅H₁₅FIN₃O₃**reconfavonum**

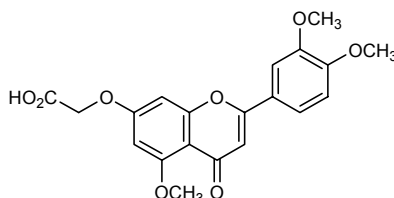
reconfavone

[[2-(3,4-dimethoxyphenyl)-5-methoxy-4-oxo-4*H*-chromen-7-yl]oxy]acetic acid

réconflavone

acide {[2-(3,4-diméthoxyphényl)-5-méthoxy-4-oxo-4*H*-chromen-7-yl]oxy]acétique

reconflavona

ácido {[2-(3,4-dimetoxifenil)-5-metoxi-4-oxo-4*H*-cromen-7-il]oxi]acéticoC₂₀H₁₈O₈**rucaparibum**

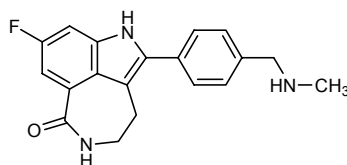
rucaparib

8-fluoro-2-{4-[(methylamino)méthyl]phényl}-1,3,4,5-tétrahydro-6*H*-pyrrolo[4,3,2-*ef*][2]benzazépin-6-one

rucaparib

8-fluoro-2-{4-[(méthylamino)méthyl]phényl}-1,3,4,5-tétrahydro-6*H*-pyrrolo[4,3,2-*ef*][2]benzazépin-6-one

rucaparib

8-fluoro-2-{4-[(metilamino)metil]fenil}-1,3,4,5-tetrahydro-6*H*-pirrolo[4,3,2-*ef*][2]benzazépin-6-onaC₁₉H₁₈FN₃O**safotibantum**

safotibant

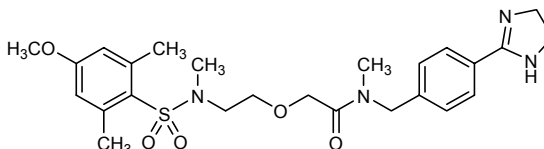
N-{[4-(4,5-dihydro-1*H*-imidazol-2-yl)phényl]méthyl}-2-{2-[(4-méthoxy-2,6-diméthylbenzènesulfonyl)(méthyl)amino]éthoxy}-*N*-méthylacétamide

safotibant

N-{[4-(4,5-dihydro-1*H*-imidazol-2-yl)phényl]méthyl}-2-{2-[(4-méthoxy-2,6-diméthylbenzènesulfonyl)(méthyl)amino]éthoxy}-*N*-méthylacétamide

safotibant

N-{[4-(4,5-dihydro-1*H*-imidazol-2-il)fenil]metil}-2-{2-[(4-metoksi-2,6-dimetilbencenosulfonyl)(metil)amino]etoksi}-*N*-metilacetamido

 $C_{25}H_{34}N_4O_5S$


selepressinum
selepressin

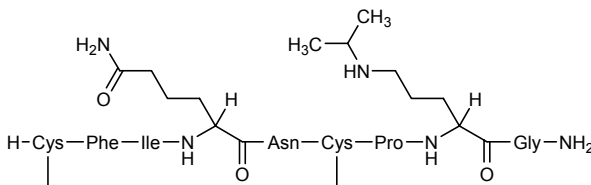
vasopressin type 1a (V1a) receptor agonist;
[2-*L*-phenylalanine,3-*L*-isoleucine,4-(6-oxo-*L*-lysine),8-[5-*N*-(propan-2-yl)-*L*-ornithine]]human vasopressin

sélépressine

agoniste du récepteur de la vasopressine type 1a (V1a);
[2-*L*-phénylalanine,3-*L*-isoleucine,4-(6-oxo-*L*-lysine),8-[5-*N*-(propan-2-yl)-*L*-ornithine]]vasopressine humaine

selepresina

agonista del receptor de la vasopresina tipo 1^a (V1a);
[2-*L*-fenilalanina,3-*L*-isoleucina,4-(6-oxo-*L*-lisina),8-[5-*N*-(propan-2-yl)-*L*-ornitina]]vasopresina humana

 $C_{46}H_{73}N_{13}O_{11}S_2$


sepantronii bromidum
sepantronium bromide

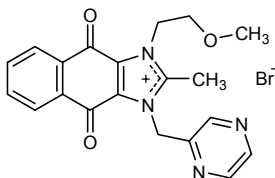
1-(2-methoxyethyl)-2-methyl-4,9-dioxo-3-[(pyrazin-2-yl)methyl]-4,9-dihydro-1*H*-naphtho[2,3-*d*]imidazolium bromide

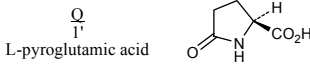
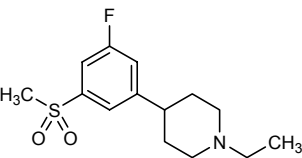
bromure de sépantronium

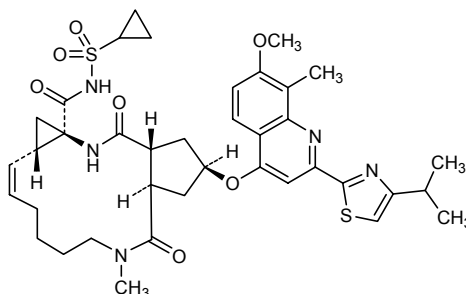
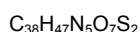
bromure de 1-(2-méthoxyéthyl)-2-méthyl-4,9-dioxo-3-[(pyrazin-2-yl)méthyl]-4,9-dihydro-1*H*-naphto[2,3-*d*]imidazolium

bromuro de sepantronio

bromuro de 2-metil-1-(2-metoxietil)-4,9-dioxo-3-[(pirazin-2-il)metil]-4,9-dihidro-1*H*-nafto[2,3-*d*]imidazolio

 $C_{20}H_{19}BrN_4O_3$


serelaxinum	
serelaxin	human relaxin 2 (relaxin H2)
séréloxine	rélaxine 2 humaine (rélaxine H2)
serelaxina	relaxina 2 humana (relaxina H2)
	$C_{256}H_{408}N_{74}O_{74}S_8$
	B chain / Chaîne B / Cadena B DSWMEEVIKL CGRELVRAQI AICGMSTWS 29
	A chain / Chaîne A / Cadena A QLYSALANKC CHVGCTKRSL ARFC 24'
	Disulfide bridges location / Position des ponts disulfure / Posiciones de los puentes disulfuro 10'-15' 11-11' 23-24'
	Modified residue / Résidu modifié / Residuo modificado
	 L-pyroglutamic acid
seridopidinum	
seridopidine	1-ethyl-4-[3-fluoro-5-(methanesulfonyl)phenyl]piperidine
séridopidine	1-éthyl-4-[3-fluoro-5-(méthylsulfonyl)phényl]pipéridine
seridopidina	1-etil-4-[3-fluoro-5-(metanosulfonyl)fenil]piperidina
	$C_{14}H_{20}FNO_2S$
	
simeprevirum	
simeprevir	(2 <i>R</i> ,3 <i>aR</i> ,10 <i>Z</i> ,11 <i>aS</i> ,12 <i>aR</i> ,14 <i>aR</i>)- <i>N</i> -(cyclopropanesulfonyl)-2-({7-methoxy-8-methyl-2-[4-(propan-2-yl)-1,3-thiazol-2-yl]quinolin-4-yl}oxy)-5-methyl-4,14-dioxo-2,3,3 <i>a</i> ,4,5,6,7,8,9,11 <i>a</i> ,12,13,14,14 <i>a</i> -tetradecahydrocyclopenta[<i>c</i>]cyclopropa[<i>g</i>][1,6]diazacyclotetradecine-12 <i>a</i> (1 <i>H</i>)-carboxamide
siméprévir	(2 <i>R</i> ,3 <i>aR</i> ,10 <i>Z</i> ,11 <i>aS</i> ,12 <i>aR</i> ,14 <i>aR</i>)- <i>N</i> -(cyclopropanesulfonyl)-2-({7-méthoxy-8-méthyl-2-[4-(propan-2-yl)-1,3-thiazol-2-yl]quinoléin-4-yl}oxy)-5-méthyl-4,14-dioxo-2,3,3 <i>a</i> ,4,5,6,7,8,9,11 <i>a</i> ,12,13,14,14 <i>a</i> -tétradécahydrocyclopenta[<i>c</i>]cyclopropa[<i>g</i>][1,6]diazacyclotétradécine-12 <i>a</i> (1 <i>H</i>)-carboxamide
simeprevir	(2 <i>R</i> ,3 <i>aR</i> ,10 <i>Z</i> ,11 <i>aS</i> ,12 <i>aR</i> ,14 <i>aR</i>)- <i>N</i> -(ciclopropanosulfonyl)-2-({7-metoxi-8-metil-2-[4-(propan-2-il)-1,3-tiazol-2-il]quinolin-4-il}oxi)-5-metil-4,14-dioxo-2,3,3 <i>a</i> ,4,5,6,7,8,9,11 <i>a</i> ,12,13,14,14 <i>a</i> -tetradecahidrociclopenta[<i>c</i>]ciclopropa[<i>g</i>][1,6]diazaciclótetradecina-12 <i>a</i> (1 <i>H</i>)-carboxamida

**siponimodum**

siponimod

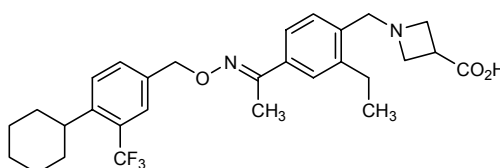
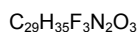
1-({4-[(1*E*)-1-({[4-cyclohexyl-3-(trifluorométhyl)phényl]méthoxy}imino)éthyl]-2-éthylphényl)méthyl}azétidine-3-carboxylique

siponimod

acide 1-({4-[(1*E*)-1-({[4-cyclohexyl-3-(trifluorométhyl)phényl]méthoxy}imino)éthyl]-2-éthylphényl)méthyl}azétidine-3-carboxylique

siponimod

ácido 1-({4-[(1*E*)-1-({[4-ciclohexil-3-(trifluorometil)fenil]metoxi}imino)etil]-2-etilfenil}metil)azetidina-3-carboxílico

**sirukumabum #**

sirukumab

immunoglobulin G1-kappa, anti-[*Homo sapiens* IL6 (interleukin 6, IL-6)], *Homo sapiens* monoclonal antibody; gamma1 heavy chain (1-449) [*Homo sapiens* VH (IGHV3-7*01 (87.80%) -(IGHD)-IGHJ6*01) [8.8.12] (1-119) -IGHG1*01 (120-449)], (222-213')-disulfide with kappa light chain (1'-213') [*Homo sapiens* V-KAPPA (IGKV3-11*01 (87.40%) -IGKJ4*01) [5.3.9] (1'-107') -IGKC*01 (107'-213')]; (228-231":228-231")-bisdisulfide dimer

sirukumab

immunoglobuline G1-kappa, anti-[*Homo sapiens* IL6 (interleukine 6, IL-6)], *Homo sapiens* anticorps monoclonal; chaîne lourde gamma 1 (1-449) [*Homo sapiens* VH (IGHV3-7*01 (87.80%) -(IGHD)-IGHJ6*01) [8.8.12] (1-119) -IGHG1*01 (120-449)], (222-213')-disulfure avec la chaîne légère kappa (1'-213') [*Homo sapiens* V-KAPPA (IGKV3-11*01 (87.40%) -IGKJ4*01) [5.3.9] (1'-107') -IGKC*01 (107'-213')]; dimère (228-228":231-231")-bisdisulfure

sirukumab

inmunoglobulina G1-kappa, anti-[IL6 de *Homo sapiens* (interleukina 6, IL-6)], anticuerpo monoclonal de *Homo sapiens*; cadena pesada gamma1 (1-449) [*Homo sapiens* VH (IGHV3-7*01 (87.80%) -(IGHD)-IGHJ6*01) [8.8.12] (1-119) -IGHG1*01 (120-449)], (222-213')-disulfuro con la cadena ligera kappa (1'-213') [*Homo sapiens* V-KAPPA (IGKV3-11*01 (87.40%) -IGKJ4*01) [5.3.9] (1'-107') -IGKC*01 (107'-213')]; dímero (228-228":231-231")-bisulfuro

Heavy chain / Chaîne lourde / Cadena pesada
 EVQLVESGGG LVQPGGSLRL SCAASGFTFS PFAMSWVRQA PGKLEWVAK 50
 ISPGGSWYY SDTIVTGRFTI SRDNAKNSLY LQMNSLRAED TAVYYCARQL 100
 WGYALDIWG QGTTVTVSSA STKGPSVFPFL APSSKSTSGG TAALGCLVKD 150
 YFPEPVTWSW NSGALTSQVH TFPAVLQSSG LYSLSVVTV PSSSLGTQTY 200
 ICNVNHHKPSN TKVDKKEVEPK SCDKTHTCPP CPAPELLGGP SVFLFPPKPK 250
 DTLMISRTP E VTCVVVDVSH EDPEVKFNWY VDGVEVHNAK TKPREEQYNS 300
 TYRVVSVLTV LHQDWLNGKE YKCKVSNKAL PAPIEKTISK ARGQPREPOV 350
 YTLPPSRDEL TKNQVSLTCL VKGFYPSDIA VEWESNGQPE NNYKTPPVVL 400
 DSDGSFFLYS KLTVDKSRWQ QGNVFSCSVM HEALHNHYTQ KSLSLSPGK 449

Light chain / Chaîne légère / Cadena ligera
 EIVLTQSPAT LSLSPGERAT LSCSASISVS YMYWYQQKPG QAPRLLIYDM 50
 SNLASGIPAR FSGSGSGTDF TLTISSELEPE DFAVYYCMQW SGYPYTFGGG 100
 TKVEIKRTVA APSVFIFPPS DEQLKSGTAS VVCLLNNFYP REAKVQWQVD 150
 NALQSGNSQE SVTEQDSKDS TYLSSTLTLE SKADYEKHKV YACEVTHQGL 200
 SSPVTKSFNR GEC 213

Disulfide bridges location / Position des ponts disulfure / Posiciones de los puentes disulfuro

Intra-H 22-96 146-202 263-323 369-427
 22"-96" 146"-202" 263"-323" 369"-427"
 Intra-L 23'-87' 133'-193'
 23"'-87"' 133"'-193"
 Inter-H-L 222-213' 222"-213"
 Inter-H-H 228-228" 231-231"

N-glycosylation sites / Sites de N-glycosylation / Posiciones de N-glicosilación
 299, 299"

solithromycinum

solithromycin

(3aR,4R,7S,9R,10R,11R,13R,15R,15aR)-1-{4-[4-(3-aminophenyl)-1H-1,2,3-triazol-1-yl]butyl}-4-ethyl-7-fluoro-11-methoxy-3^a,7,9,11,13,15-hexamethyl-10-[[trideoxy-(dimethylamino)-β-D-hexopyranosyl]oxy]octahydro-2H-oxacyclotetradecino[4,3-b][1,3]oxazole-2,6,8,14(1H,7H,9H)-tetraone

solithromycine

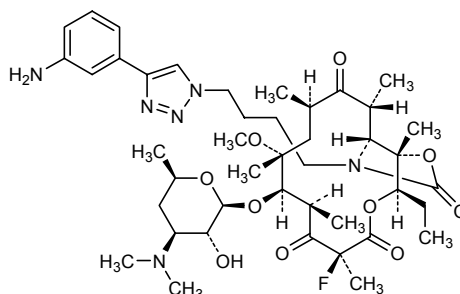
(3aS,4R,7S,9R,10R,11R,13R,15R,15aR)-1-{4-[4-(3-aminophényl)-1H-1,2,3-triazol-1-yl]butyl}-4-éthyl-7-fluoro-11-méthoxy-3^a,7,9,11,13,15-hexaméthyl-10-[[3,4,6-tridéoxy-3-(diméthylamino)-β-D-xyl/o-hexopyranosyl]oxy]octahydro-2H-oxacyclotétradécino[4,3-d]oxazole-2,6,8,14(1H,7H,9H)-tétrone

solitromicina

(3aR,4R,7S,9R,10R,11R,13R,15R,15aR)-1-{4-[4-(3-aminofenil)-1H-1,2,3-triazol-1-il]butil}-4-etil-7-fluoro-3^a,7,9,11,13,15-hexametil-11-metoxi-10-[[tridesoxi-(dimetilamino)-β-D-hexopiranosil]oxi]octahidro-2H-oxaciclótetradecino[4,3-b][1,3]oxazol-2,6,8,14(1H,7H,9H)-tetraona

C₄₃H₆₅FN₆O₁₀

760981-83-7

**spriferminum #**
spriferminL-methionyl[human fibroblast growth factor 18 (FGF-18, zFGF5)-
(1-169)-peptide

sprifermine

L-méthionyl[facteur 18 de croissance du fibroblaste humain (FGF-18,
zFGF5)-(1-169)-peptide]

esprifermina

L-metionil[factor 18 de crecimiento de fibroblastos humanos (FGF-
18, zFGF5)-(1-169)-péptido]C₈₇₆H₁₃₉₆N₂₅₆O₂₅₆S₆

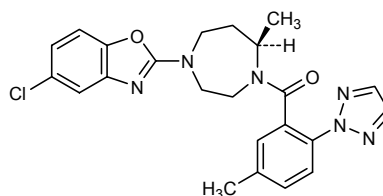
EENVDFRIHV	ENQTRARDDV	SRKQLRLYLQ	YSRTSGKHIQ	VLGRRISARG	M 50
EDGDKYAQLL	VETDTFGSQV	RIKGETEFY	LCMNRKGLV	GKPDGTSKEC	100
VFIEKVLENN	YTALMSAKYS	GWYVGPTRKG	RPRKGPKTRE	NQQDVHFMKR	150
YPKGQPELQK	PFKYTTVTK				169

Disulfide bridge location / Position du pont disulfure / Posición del puente disulfuro
82-100**suvorexantum**
suvorexant[(7*R*)-4-(5-chloro-1,3-benzoxazol-2-yl)-7-methyl-1,4-diazepan-1-yl][5-
methyl-2-(2*H*-1,2,3-triazol-2-yl)phenyl]methanone

suvorexant

[(7*R*)-4-(5-chloro-1,3-benzoxazol-2-yl)-7-méthyl-1,4-diazépan-1-yl][5-
méthyl-2-(2*H*-1,2,3-triazol-2-yl)phényl]méthanone

suvorexant

[(7*R*)-4-(5-cloro-1,3-benzoxazol-2-il)-7-metil-1,4-diazepan-1-il][5-
metil-2-(2*H*-1,2,3-triazol-2-il)fenil]metanonaC₂₃H₂₃ClN₆O₂

tabalumabum # tabalumab	immunoglobulin G4-kappa, anti-[<i>Homo sapiens</i> TNFSF13B (tumor necrosis factor superfamily member 13B, BAFF, THANK, TALL-1, TALL1, BLYS, BlyS, B cell activating factor, B lymphocyte stimulator, CD257)], <i>Homo sapiens</i> monoclonal antibody; gamma4 heavy chain (1-450) [<i>Homo sapiens</i> VH (IGHV4-34*01 (100.00%) -(IGHD)-IGHJ4*01) [8.7.17] (1-123) -IGHG4*01 hinge S10>P (231) (124-450)], (137-214')-disulfide with kappa light chain (1'-214') [<i>Homo sapiens</i> V-KAPPA (IGKV3-11*01 (97.90%) -IGKJ1*01) [6.3.9] (1'-107') -IGKC*05 (108'-214')]; (229-229":232-232")-bisdisulfide dimer
tabalumab	immunoglobuline G4-kappa, anti-[<i>Homo sapiens</i> TNFSF13B (membre 13B de la superfamille du facteur de nécrose tumorale, BAFF, THANK, TALL-1, TALL1, BLYS, BlyS, facteur d'activation des cellules B, stimulateur des lymphocytes B, CD257)], <i>Homo sapiens</i> anticorps monoclonal; chaîne lourde gamma4 (1-450) [<i>Homo sapiens</i> VH (IGHV4-34*01 (100.00%) -(IGHD)-IGHJ4*01) [8.7.17] (1-123) -IGHG4*01 charnière S10>P (231) (124-450)], (137-214')-disulfure avec la chaîne légère kappa (1'-214') [<i>Homo sapiens</i> V-KAPPA (IGKV3-11*01 (97.90%) -IGKJ1*01) [6.3.9] (1'-107') -IGKC*05 (108'-214')]; dimère (229-229":232-232")-bisdisulfure
tabalumab	inmunoglobulina G4-kappa, anti-[TNFSF13B de <i>Homo sapiens</i> (miembro 13B de la superfamilia del factor de necrosis tumoral, BAFF, THANK, TALL-1, TALL1, BLYS, BlyS, factor de activación de células B, estimulante de linfocitos B, CD257)], <i>Homo sapiens</i> anticuerpo monoclonal; cadena pesada gamma4 (1-450) [VH de <i>Homo sapiens</i> (IGHV4-34*01 (100.00%) -(IGHD)-IGHJ4*01) [8.7.17] (1-123) -IGHG4*01 bisagra S10>P (231) (124-450)], (137-214')-disulfuro con la cadena ligera kappa (1'-214') [<i>Homo sapiens</i> V-KAPPA (IGKV3-11*01 (97.90%) -IGKJ1*01) [6.3.9] (1'-107') -IGKC*05 (108'-214')]; dímero (229-229":232-232")-bisdisulfuro
	<p>Heavy chain / Chaîne lourde / Cadena pesada</p> <p>QVQLQQWAG LLKPSETLSL TCAVYGGGFS GYYSWIRQP PGKLEWIGE 50 INHSSTNYN PSLKSRVTIS VDTSKNQFSL KLSSVTAADT AVYYCARGYY 100 DILTGYYIYF DYWGQGLT VSSASTKGPS VFPLAPCSRS TSESTAALGC 150 LVKDYFPEPV TVSWNSGALT SGVHTFPAVL QSSGLYSLSS VVTVPSSSLG 200 TKTYTCNVDH KPSNFKVDKR VESKYGPPCP PCPAPFLGG PSVFLPPPKP 250 KDTLMSRTP EIVTCVVVDVS QEDPEVQFNW YVDGVEVHNA KTKPREEQFN 300 STYRVSVLT VLHQDWLNGK EYKCKVSNKG LPSSIEKTIK KAKGQPREPQ 350 VYTLPPSQEE MTKNQVSLTC LVRGFPYPSDI AVEWESNGQP ENNYKTPPV 400 LSDSGSFFLY SRLTVDKSRW QEGNVFSCSV MHEALHNHYT QKSLSLSLGK 450</p> <p>Light chain / Chaîne légère / Cadena ligera</p> <p>EIVLTQSPAT LSLSPGERAT LSCRASQSVS RYLAWYQQKP GOAPRLLIYD 50 ASNRTGIPA RFGSGSGTD STLTISLLEP EDFAVYYCQQ RSNWPRTEFGQ 100 GTRVEIKRTV AAPSVFIFPP SDEQLKSGTA SVVCLLNNFY PREAKVQWVKV 150 DNALQSGNSQ ESVTEQDSKD STYLSLNTLT LSKADYEKHK VYACEVTHQG 200 LSSPVTKSFN RGEK 214</p> <p>Disulfide bridges location / Position des ponts disulfure / Posiciones de los puentes disulfuro</p> <p>Intra-H 22-95 150-206 264-324 370-428 22"-95" 150"-206" 264"-324" 370"-428" Intra-L 23'-88' 134'-194' 23"-88" 134"-194" Inter-H-L 137-214' 137"-214" Inter-H-H 229-229" 232-232"</p> <p>N-glycosylation sites / Sites de N-glycosylation / Posiciones de N-glicosilación 300, 300"</p>

tefinostat

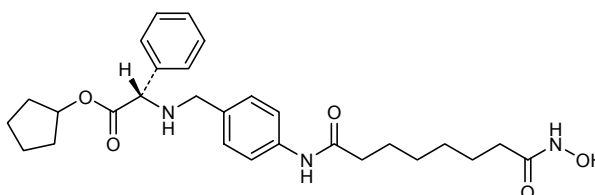
tefinostat

cyclopentyl (2*S*)-2-[(4-[8-(hydroxyamino)-8-oxooctanamido]phenyl)methyl]amino]-2-phenylacetate

téfinostat

(2*S*)-2-[(4-[8-(hydroxyamino)-8-oxooctanamido]phényl)méthyl]amino]-2-phénylacétate de cyclopentyle

tefinostat

(2*S*)-2-[(4-[8-(hidroxiamino)-8-oxooctanamido]fenil)metil]amino]-2-fenilacetato de ciclopentiloC₂₈H₃₇N₃O₅**tofacitinib**

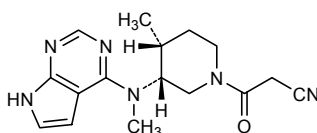
tofacitinib

3-[(3*R*,4*R*)-4-methyl-3-[methyl(7*H*-pyrrolo[2,3-*d*]pyrimidin-4-yl)amino]piperidin-1-yl]-3-oxopropanenitrile

tofacitinib

3-[(3*R*,4*R*)-4-méthyl-3-[méthyl(7*H*-pyrrolo[2,3-*d*]pyrimidin-4-yl)amino]pipéridin-1-yl]-3-oxopropanenitrile

tofacitinib

3-[(3*R*,4*R*)-4-metil-3-[metil(7*H*-pirrolo[2,3-*d*]pirimidin-4-il)amino]piperidin-1-il]-3-oxopropanonitriloC₁₆H₂₀N₆O**trametinib**

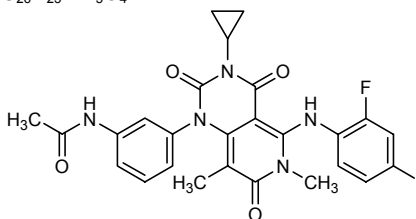
trametinib

N-(3-{3-cyclopropyl-5-[(2-fluoro-4-iodophenyl)amino]-6,8-dimethyl-2,4,7-trioxo-3,4,6,7-tetrahydropyrido[4,3-*d*]pyrimidin-1(2*H*)-yl}phenyl)acetamide

tramétinib

N-(3-{3-cyclopropil-5-[(2-fluoro-4-iodophényl)amino]-6,8-diméthyl-2,4,7-trioxo-3,4,6,7-tétrahydropyrido[4,3-*d*]pyrimidin-1(2*H*)-yl}phényl)acétamide

trametinib

N-(3-{3-ciclopopil-5-[(2-fluoro-4-iodofenil)amino]-6,8-dimetil-2,4,7-trioxo-3,4,6,7-tetrahidropirido[4,3-*d*]pirimidin-1(2*H*)-il}fenil)acetamidaC₂₆H₂₃FIN₅O₄

upamostatatum

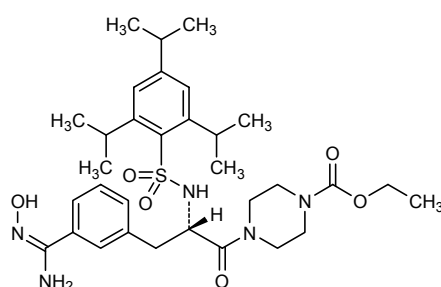
upamostat

ethyl 4-[(2*S*)-3-{3-[(*E*)-*N'*-hydroxycarbamimidoyl]phenyl}-2-[2,3,5-tri(propan-2-yl)benzenesulfonamido]propanoyl]piperazine-1-carboxylate

upamostat

4-[(2*S*)-3-{3-[(*E*)-*N'*-hydroxycarbamimidoyl]phényl}-2-[2,3,5-tri(propan-2-yl)benzènesulfonamido]propanoyl]pipérazine-1-carboxylate d'éthyle

upamostat

4-[(2*S*)-3-{3-[(*E*)-*N'*-hidroxycarbamimidoil]fenil}-2-[2,3,5-tri(propan-2-il)benzenosulfonamido]propanoil]piperazina-1-carboxilato de etiloC₃₂H₄₇N₅O₆S**vatelizumabum #**

vatelizumab

immunoglobulin G4-kappa, anti-[*Homo sapiens* ITGA2 (integrin alpha 2, CD49b, GPIa, subunit of the alpha2beta1 integrin (VLA-2, collagen receptor)), humanized monoclonal antibody; gamma4 heavy chain (1-446) [humanized VH (*Homo sapiens* IGHV4-59*01 (79.40%) -(IGHD)-IGHJ6*01) [8.7.13] (1-119) -*Homo sapiens* IGHG4*01 (120-446)], (133-213')-disulfide with kappa light chain (1'-213') [humanized V-KAPPA (*Homo sapiens* IGKV6D-41*01 (77.90%) -IGKJ1*01) [5.3.9] (1'-106') -*Homo sapiens* IGKC*01 (107'-213')]; (225-225":228-228")-bisdisulfide dimer

vatélizumab

immunoglobuline G4-kappa, anti-[*Homo sapiens* ITGA2 (intégrine alpha 2, CD49b, GPIa, sous-unité de l'intégrine alpha2bêta1 (VLA-2, récepteur du collagène)), anticorps monoclonal humanisé; chaîne lourde gamma4 (1-446) [VH humanisé (*Homo sapiens* IGHV4-59*01 (79.40%) -(IGHD)-IGHJ6*01) [8.7.13] (1-119) -*Homo sapiens* IGHG4*01 (120-446)], (133-213')-disulfure avec la chaîne légère kappa (1'-213') [V-KAPPA humanisé (*Homo sapiens* IGKV6D-41*01 (77.90%) -IGKJ1*01) [5.3.9] (1'-106') -*Homo sapiens* IGKC*01 (107'-213')]; dimère (225-225":228-228")-bisdisulfure

vatelizumab

inmunoglobulina G4-kappa, anti-[*Homo sapiens* ITGA2 (integrina alfa 2, CD49b, GPIa, subunidad de la integrina alfa2beta1 (VLA-2, receptor del colageno)), anticuerpo monoclonal humanizado; cadena pesada gamma4 (1-446) [VH humanizada (*Homo sapiens* IGHV4-59*01 (79.40%) -(IGHD)-IGHJ6*01) [8.7.13] (1-119) -*Homo sapiens* IGHG4*01 (120-446)], (133-213')-disulfuro con la cadena ligera kappa (1'-213') [V-KAPPA humanizada (*Homo sapiens* IGKV6D-41*01 (77.90%) -IGKJ1*01) [5.3.9] (1'-106') -*Homo sapiens* IGKC*01 (107'-213')]; dímero (225-225":228-228")-bisdisulfuro

Heavy chain / Chaîne lourde / Cadena pesada
 QVQLQESGPG LVKPSETLSL TCTVSGFSLT NYGIHWIRQP PGKGLEWLGV 50
 IWARGFTNYN SALMSRLTIS KDNSKNQVSL KLSSVTAADT AVYYCARAND 100
 GVEYAMDYWG QGTLVTVSSA STKGPSVFPPL APCSRSTSES TAALGCLVKD 150
 YFPEPVTYVW NSGALTSQVH TFPVAVLQSSG LYSLSVTVV PSSLGKTLY 200
 TCNVDHKPSN TKVDKRVESK YGPPCPSCPA PEFLGGPSVF LFPPKPKDTL 250
 MISRTPEVTC VVVDVSDQEDP EVQFNWYVDG VEVHNAKTKP REEQFNSTYR 300
 VVSVLTVLHQ DWLNGKEYKC KVSNGKLPSS IEKTIKAKG QPREPQVYTL 350
 PPSQEEMTKN QVSLTCLVKG FYPVDIAVEW ESNQGPENNY KTTTPVLDSD 400
 GSFFLYSRLT VDKSRWQEGN VFSCVMHEA LHNHYTQKSL SLSLGLK 446

Light chain / Chaîne légère / Cadena ligera
 DFVMTQSPAF LSVTPGKVT ITCSAQSSVN YIHWYQQKPD QAPKKLIYDT 50
 SKLASGVPSR FSGSGSGTDY TFTISSLEAE DAATYYCQOW TTNPLTFGQG 100
 TKVEIKRTVA APSVFIFPPS DEQLKSGTAS VVCLLNNFYP REAKVQWVKD 150
 NALQSGNSQE SVTEQDSKDS TYSLSTLTL SKADYEKHKV YACEVTHQGL 200
 SSPVTKSPNR GEC 213

Disulfide bridges location / Position des ponts disulfure / Posiciones de los puentes disulfuro
 Intra-H 22-95 146-202 260-320 366-424
 22"-95" 146"-202" 260"-320" 366"-424"
 Intra-L 23"-87" 133"-193"
 23"-87"" 133"-193""
 Inter-H-L 133-213' 133"-213"
 Inter-H-H 225-225" 228-228"

N-glycosylation sites / Sites de N-glycosylation / Posiciones de N-glicosilación
 296, 296"

* "INN for pharmaceutical substances: Names for radicals, groups & others" document available at /
 document disponible à / documento disponible en :

<http://www.who.int/medicines/services/inn/publication/en/index.html>

Electronic structure available on Mednet: <http://mednet.who.int/>

Structure électronique disponible sur Mednet: <http://mednet.who.int/>

Estructura electrónica disponible en Mednet: <http://mednet.who.int/>

**AMENDMENTS TO PREVIOUS LISTS
MODIFICATIONS APPORTÉES AUX LISTES ANTÉRIEURES
MODIFICACIONES A LAS LISTAS ANTERIORES**

Recommended International Non Proprietary Names (Rec. INN): List 6
(Chronicle of the WHO, December 1959, Vol. 13, No. 12)

- p. 468 **mecamylaminum**
mecamylamine *replace the chemical name by the following*
- (1*RS*,2*SR*,4*SR*)-*N*,2,3,3-tetramethylbicyclo[2.2.1]heptan-2-amine

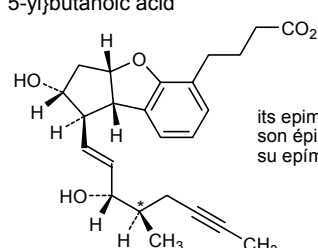
Denominations communes internationales recommandées (DCI Rec.): Liste 6
(Chronique de l'OMS, Vol. 13, No. 12, décembre 1959)

- p. 488 **mecamylaminum**
mécamylamine *remplacer le nom chimique par le suivant*
- (1*RS*,2*SR*,4*SR*)-*N*,2,3,3-tétraméthylbicyclo[2.2.1]heptan-2-amine

Denominaciones Comunes Internacionales Recomendadas (DCI Rec.): Lista 6
(Crónica de la OMS, Vol. 13, No. 12, diciembre de 1959)

- p. 501 **mecamylaminum**
mecamilamina *sustitúyase el nombre químico por el siguiente*
- (1*RS*,2*SR*,4*SR*)-*N*,2,3,3-tetrametilbicyclo[2.2.1]heptan-2-amina

Recommended International Non Proprietary Names (Rec. INN): List 31
(WHO Drug Information, Vol. 5, No. 3, 1991)

- p. 17 **beraprostum**
beraprost *replace the chemical name and the structure by the following ones*
- rac*-4-[(1*R*,2*R*,3*aS*,8*bS*)-2-hydroxy-1-[(1*E*,3*S*,4*RS*)-3-hydroxy-4-methyloct-1-en-6-ynyl]-2,3,3*a*,8*b*-tetrahydro-1*H*-cyclopenta[*b*][1]benzofuran-5-yl]butanoic acid
- 

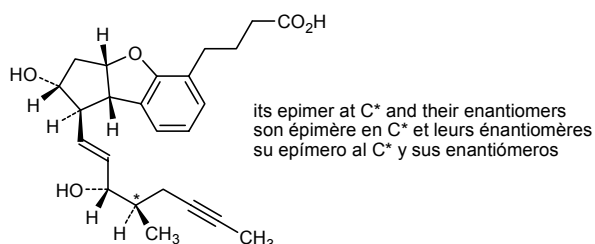
its epimer at C* and their enantiomers
son épimère en C* et leurs énantiomères
su epímero al C* y sus enantiómeros

Denominations communes internationales recommandées (DCI Rec.): Liste 31
(Informations pharmaceutiques OMS, Vol. 5, No. 3, 1991)

p. 18 **beraprostum**
 béraprost

remplacer le nom chimique et la structure par les suivants

acide *rac*-4-[(1*R*,2*R*,3*aS*,8*bS*)-2-hydroxy-1-[(1*E*,3*S*,4*RS*)-3-hydroxy-4-méthyl-oct-1-én-6-ynyl]-2,3,3*a*,8*b*-tétrahydro-1*H*-cyclopenta[*b*][1]benzofuran-5-yl]butanoïque

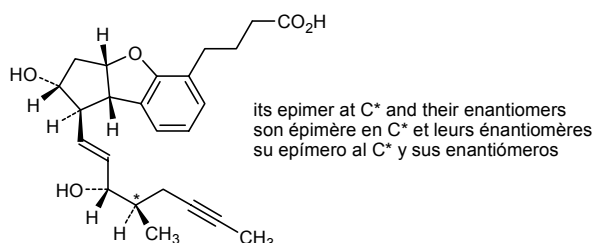


Denominaciones Comunes Internacionales Recomendadas (DCI Rec.): Lista 31
(Información farmacéutica OMS, Vol. 5, No. 3, 1991)

p. 18 **beraprostum**
 beraprost

sustitúyase el nombre químico y la estructura por los siguientes

ácido *rac*-4-[(1*R*,2*R*,3*aS*,8*bS*)-2-hidroxi-1-[(1*E*,3*S*,4*RS*)-3-hidroxi-4-metil-oct-1-en-6-inil]-2,3,3*a*,8*b*-tetrahidro-1*H*-ciclopenta[*b*][1]benzofuran-5-il]butanoico



Recommended International Non Proprietary Names (Rec. INN): List 62

Denominations communes internationales recommandées (DCI Rec.): Liste 62
Denominaciones Comunes Internacionales Recomendadas (DCI Rec.): Lista 62
(WHO Drug Information, Vol. 23, No. 3, 2009)

p. 250 *delete/supprimer/suprimáse* *insert/insérer/insertese*
ingenoli mebutatum **ingenoli mebutas**

Recommended International Non Proprietary Names (Rec. INN): List 63
Denominations communes internationales recommandées (DCI Rec.): Liste 63
Denominaciones Comunes Internacionales Recomendadas (DCI Rec.): Lista 63
(WHO Drug Information, Vol. 24, No. 1, 2010)

p. 69	olodaterolum	
	olodaterol	<i>replace the chemical name by the following</i>
	olodatérol	<i>remplacer le nom chimique par le suivant</i>
	olodaterol	<i>sustitúyase el nombre químico por el siguiente</i>
		6-hydroxy-8-[(1R)-1-hydroxy-2-[[1-(4-methoxyphenyl)-2-methylpropan-2-yl]amino]ethyl]-2H-1,4-benzoxazin-3(4H)-one
		6-hydroxy-8-[(1R)-1-hydroxy-2-[[1-(4-méthoxyphényl)-2-méthylpropan-2-yl]amino]éthyl]-2H-1,4-benzoxazin-3(4H)-one
		6-hidroxi-8-[(1R)-1-hidroxi-2-[[1-(4-metoxifenil)-2-metilpropan-2-il]amino]etil]-2H-1,4-benzoxazin-3(4H)-ona

Recommended International Non Proprietary Names (Rec. INN): List 64
Denominations communes internationales recommandées (DCI Rec.): Liste 64
Denominaciones Comunes Internacionales Recomendadas (DCI Rec.): Lista 64
(WHO Drug Information, Vol. 24, No. 3, 2010)

p. 264	condoliasum #	
	condoliase	<i>replace the structure by the following</i>
	condoliase	<i>remplacer la structure par la suivante</i>
	condoliasa	<i>sustitúyase la estructura por la siguiente</i>
		<p> ATSNPAFDPK NLMQSEIYHF AQNNPLADFS SDKNSILTLS DKRSIMGNQS 50 LLWKWKGGSS FTLHKKLIVP TDKEASKAWG RSSTPVFSFW LYNEKPIDGY 100 LTIDFGEKLI STSEAQAGFK VKLDFTGWRA VGVSLNNDLE NREMTLNATN 150 TSSDGTQDSI GRSLGAKVDS IRFKAPSNVS QGEIYIDRIM FSVDDARYQW 200 SDYQVKTRLS EPEIQFHNVK PQLPVTPEL AAILDLRQRL INEFVGGGEKE 250 TNLALEENIS KLSKDFDALN IHTLANGGTQ GRHLITDKQI IYQFENLNS 300 QDKQLFDNYV ILGNYTTLMF NISRAYVLEK DPTQKAQLKQ MYLLMTKHL 350 DQGFVKGSAL VTTHHWGYSS RWWYISTLLM SDALKEANLQ TQVYDSLWY 400 SREFKSSFDK KVSADSSDL D YFNTLSRQHL ALLLLEPDDQ KRINLVNTFS 450 HYITGALTQV PPGKDGRLP DGTAWRHEGN YPGYSFPFAK NASQLIYLLR 500 DTPFVSGESG WNNLKKAMVS AWIYSNPEVG LPLAGRHPFN SPSLKSVAQG 550 YYWLAMSAKS SPDKTLASIV LAISDKTQNE STAFGETIT PASLPQGFYA 600 FNGGAFGIHR WQDKMVTLKA YNTNVWSSEI YNKDNRYGRY QSHGVAQIVS 650 NGSQLSQGYQ QECWDWNRMQ GATTIHLPLK DLDSKPHTL MQRGERGFSG 700 TSSLEGQYGM MAFDLIYPAN LERFDPNFTA KKSVAADNH LIFIGSNINS 750 SDKNKNVETT LQHAITPTL NTLWINGQKI ENMPYQTTLO QGDWLIDSNG 800 NGYLITQAEK VNVSRQHQS AENKNRQPT EGNFSSAWIDH STRPKDASYE 850 YMVFLDATPE KMGEMAQKFR ENNGLYQVLR KDKDVHILL KLSNVTGYAF 900 YQPASIEDKW IKKVNKPAIV MTHRQKDTLI VSAVTPDLNM TRQKAATPVT 950 INVTINGKWQ SADKNSEVKY QVSGDNTELT FTSYFGIPQE IKLSPLP 997 </p>

Procedure and Guiding Principles / Procédure et Directives / Procedimientos y principios generales

The text of the *Procedures for the Selection of Recommended International Nonproprietary Names for Pharmaceutical Substances* and *General Principles for Guidance in Devising International Nonproprietary Names for Pharmaceutical Substances* will be reproduced in proposed INN lists only.

Les textes de la *Procédure à suivre en vue du choix de dénominations communes internationales recommandées pour les substances pharmaceutiques* et des *Directives générales pour la formation de dénominations communes internationales applicables aux substances pharmaceutiques* seront publiés seulement dans les listes des DCI proposées.

El texto de los *Procedimientos de selección de denominaciones comunes internacionales recomendadas para las sustancias farmacéuticas* y de los *Principios generales de orientación para formar denominaciones comunes internacionales para sustancias farmacéuticas* aparece solamente en las listas de DCI propuestas.