

International Nonproprietary Names for Pharmaceutical Substances (INN)

RECOMMENDED International Nonproprietary Names: List 62

Notice is hereby given that, in accordance with paragraph 7 of the Procedure for the Selection of Recommended International Nonproprietary Names for Pharmaceutical Substances [*Off. Rec. Wld Health Org.*, 1955, **60**, 3 (Resolution EB15.R7); 1969, **173**, 10 (Resolution EB43.R9); Resolution EB115.R4 (EB115/2005/REC/1)], the following names are selected as Recommended International Nonproprietary Names. The inclusion of a name in the lists of Recommended International Nonproprietary Names does not imply any recommendation of the use of the substance in medicine or pharmacy.

Lists of Proposed (1–96) and Recommended (1–57) International Nonproprietary Names can be found in *Cumulative List No. 12, 2007* (available in CD-ROM only).

Dénominations communes internationales des Substances pharmaceutiques (DCI)

Dénominations communes internationales RECOMMANDÉES: Liste 62

Il est notifié que, conformément aux dispositions du paragraphe 7 de la Procédure à suivre en vue du choix de Dénominations communes internationales recommandées pour les Substances pharmaceutiques [*Actes off. Org. mond. Santé*, 1955, **60**, 3 (résolution EB15.R7); 1969, **173**, 10 (résolution EB43.R9); Résolution EB115.R4 (EB115/2005/REC/1)] les dénominations ci-dessous sont choisies par l'Organisation mondiale de la Santé en tant que dénominations communes internationales recommandées. L'inclusion d'une dénomination dans les listes de DCI recommandées n'implique aucune recommandation en vue de l'utilisation de la substance correspondante en médecine ou en pharmacie.

On trouvera d'autres listes de Dénominations communes internationales proposées (1–96) et recommandées (1–57) dans la *Liste récapitulative No. 12, 2007* (disponible sur CD-ROM seulement).

Denominaciones Comunes Internacionales para las Sustancias Farmacéuticas (DCI)

Denominaciones Comunes Internacionales RECOMENDADAS: Lista 62

De conformidad con lo que dispone el párrafo 7 del Procedimiento de Selección de Denominaciones Comunes Internacionales Recomendadas para las Sustancias Farmacéuticas [*Act. Of. Mund. Salud*, 1955, **60**, 3 (Resolución EB15.R7); 1969, **173**, 10 (Resolución EB43.R9); Resolución EB115.R4 (EB115/2005/REC/1)], se comunica por el presente anuncio que las denominaciones que a continuación se expresan han sido seleccionadas como Denominaciones Comunes Internacionales Recomendadas. La inclusión de una denominación en las listas de las Denominaciones Comunes Recomendadas no supone recomendación alguna en favor del empleo de la sustancia respectiva en medicina o en farmacia.

Las listas de Denominaciones Comunes Internacionales Propuestas (1–96) y Recomendadas (1–57) se encuentran reunidas en *Cumulative List No. 12, 2007* (disponible sólo en CD-ROM).

Latin, English, French, Spanish:

Recommended INN

Chemical name or description; Molecular formula; Graphic formula

DCI Recommandée

Nom chimique ou description; Formule brute; Formule développée

DCI Recomendada

Nombre químico o descripción; Fórmula molecular; Fórmula desarrollada

adarotenum

adarotene

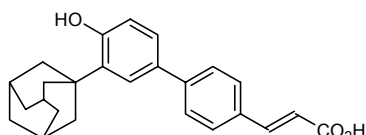
(2*E*)-3-[3'-(adamantan-1-yl)-4'-hydroxy-1,1'-biphenyl-4-yl]prop-2-enoic acid

adarotène

acide (2*E*)-3-[4'-hydroxy-3'-(adamantan-1-yl)biphényl-4-yl]prop-2-énoïque

adaroteno

ácido 3-[3'-(adamantan-1-il)-4'-hidroxi-1,1'-bifenil-4-il]prop-2-enoico

C₂₅H₂₆O₃**afamelanotidum**

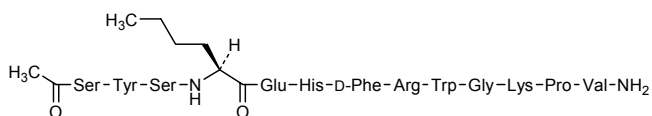
afamelanotide

N-acetyl-L-serinyl-L-tyrosyl-L-seryl-(2*S*)-2-aminohexanoyl-L-glutamyl-L-histidyl-D-phenylalanyl-L-arginyl-L-tryptophanyl-glycyl-L-lysyl-L-prolyl-L-valinamide

afamélanotide

N-acétyl-L-sérinyl-L-tyrosyl-L-séryl-(2*S*)-2-aminohexanoyl-L-glutamyl-L-histidyl-D-phénylalanyl-L-arginyl-L-tryptophanyl-glycyl-L-lysyl-L-prolyl-L-valinamide

afamelanotida

N-acetil-L-serinil-L-tirosil-L-seril-(2*S*)-2-aminohexanoil-L-glutamil-L-histidil-D-fenilalanil-L-arginil-L-triptofanilglicil-L-lisil-L-prolil-L-valinamidaC₇₈H₁₁₁N₂₁O₁₉**alisporivirum**

alisporivir

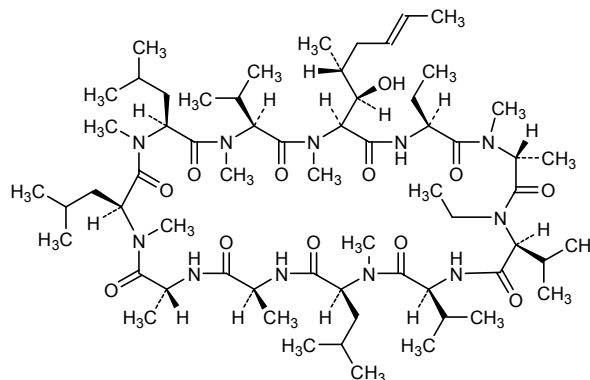
[8-(*N*-methyl-D-alanine),9-(*N*-ethyl-L-valine)]cyclosporine

alisporivir

[8-(*N*-méthyl-D-alanine),9-(*N*-éthyl-L-valine)]cyclosporine

alisporivir

[8-(*N*-metil-D-alanina),9-(*N*-etil-L-valina)]ciclosporina

$C_{63}H_{113}N_{11}O_{12}$ 

amenamevirum
amenamevir

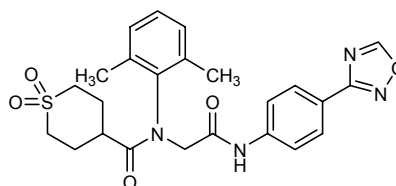
N-(2,6-dimethylphenyl)-*N*-(2-([4-(1,2,4-oxadiazol-3-yl)phenyl]amino)-2-oxoethyl)-1,1-dioxothiane-4-carboxamide

aménamévír

N-(2,6-diméthylphényl)-*N*-(2-([4-(1,2,4-oxadiazol-3-yl)phényl]amino)-2-oxoéthyl)-1,1-dioxothiène-4-carboxamide

amenamevir

N-(2,6-dimetilfenil)-*N*-(2-([4-(1,2,4-oxadiazol-3-il)fenil]amino)-2-oxoetil)-1,1-dioxotiano-4-carboxamida

 $C_{24}H_{26}N_4O_5S$ 

atigliflozinum
atigliflozin

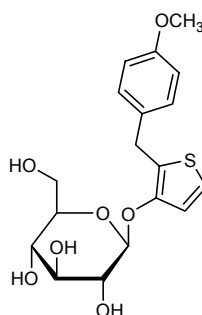
2-[(4-methoxyphenyl)methyl]thiophen-3-yl β-D-glucopyranoside

atigliflozine

β-D-glucopyranoside de 2-[(4-méthoxyphényl)méthyl]thiophén-3-yle

atigliflozina

β-D-glucopiranosido de 2-[(4-metoxifenil)metil]-3-tienilo

 $C_{18}H_{22}O_7S$ 

balapiravirum

balapiravir

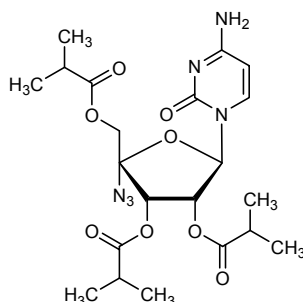
4'-C-azido-2',3',5'-tris[O-(2-methylpropanoyl)]cytidine

balapiravir

4'-C-azido-2',3',5'-tris[O-(2-méthylpropanoyl)]cytidine

balapiravir

4'-C-azido-2',3',5'-tris[O-(2-metilpropanoil)]citidina

C₂₁H₃₀N₆O₈**beloranibum**

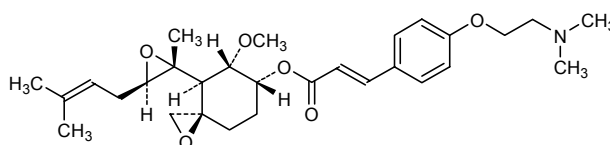
beloranib

(3*R*,4*S*,5*S*,6*R*)-5-methoxy-4-[(2*R*,3*R*)-2-methyl-3-(3-methylbut-2-en-1-yl)oxiran-2-yl]-1-oxaspiro[2.5]octan-6-yl (2*E*)-3-[4-[2-(dimethylamino)ethoxy]phenyl]prop-2-enoate

béloranib

(2*E*)-3-[4-[2-(diméthylamino)éthoxy]phényl]prop-2-énoate de (3*R*,4*S*,5*S*,6*R*)-5-méthoxy-4-[(2*R*,3*R*)-2-méthyl-3-(3-méthylbut-2-én-1-yl)oxiran-2-yl]-1-oxaspiro[2.5]octan-6-yle

beloranib

(2*E*)-3-[4-[2-(dimetilamino)etoxi]fenil]prop-2-enoato de (3*R*,4*S*,5*S*,6*R*)-4-[(2*R*,3*R*)-2-metil-3-(3-metilbut-2-en-1-il)oxiran-2-il]-5-metoxi-1-oxaspiro[2.5]octan-6-iloC₂₉H₄₁NO₆**blinatumomabum #**

blinatumomab

immunoglobulin scFv-scFv, anti-[*Homo sapiens* CD19 (B lymphocyte surface antigen B4, Leu-12)]/anti-[*Homo sapiens* CD3 epsilon (CD3E, Leu-4)] *Mus musculus* monoclonal antibody bispecific single chain;

Mus musculus scFv anti-CD19 [V-KAPPA (IGKV3-4-IGKJ1*01) [10.3.9] (1-111) -tris(tetraglycyl-seryl) -VH (IGHV1-54-(IGHD)-IGHJ4*01, S123>T) [8.8.17] (127-250)] -tetraglycyl-seryl -*Mus musculus* scFv anti-CD3E [VH (IGHV1-4-(IGHD)-IGHJ2*01) [8.8.12] (256-374) -valyl-glutamyl-tetrakis(diglycyl-seryl)-diglycyl-valyl-aspartyl -V-KAPPA (IGKV4-59-IGKJ5*01) [5.3.9] (393-498)] -hexahistidine

blinatumomab
immunoglobuline scFv-scFv, anti-[*Homo sapiens* CD19 (antigène de surface B4 des lymphocytes B, Leu-12)]/anti-[*Homo sapiens* CD3 epsilon (CD3E, Leu-4)] *Mus musculus* anticorps monoclonal bispécifique à chaîne unique;
Mus musculus scFv anti-CD19 [V-KAPPA (IGKV3-4-IGKJ1*01) [10.3.9] (1-111) -tris(tétraglycyl-séryl) -VH (IGHV1-54-(IGHD)-IGHJ4*01, S123>T [8.8.17] (127-250) -tétraglycyl-séryl -*Mus musculus* scFv anti-CD3E [VH (IGHV1-4-(IGHD)-IGHJ2*01 [8.8.12] (256-374) -valyl-glutamyl-tétrakis(diglycyl-séryl)-diglycyl-valyl-aspartyl -V-KAPPA (IGKV4-59-IGKJ5*01 [5.3.9] (393-498)] – hexahistidine

blinatumomab
inmunoglobulina scFv-scFv, anti-[*Homo sapiens* CD19 (antígeno de superficie B4 de los linfocitos B, Leu-12)]/anti-[*Homo sapiens* CD3 epsilon (CD3E, Leu-4)] anticuerpo monoclonal biespecífico de *Mus musculus* de cadena única;
Mus musculus scFv anti-CD19 [V-KAPPA (IGKV3-4-IGKJ1*01) [10.3.9] (1-111) -tris(tetraglicil-seril) -VH (IGHV1-54-(IGHD)-IGHJ4*01, S123>T [8.8.17] (127-250) -tetraglicil-seril -*Mus musculus* scFv anti-CD3E [VH (IGHV1-4-(IGHD)-IGHJ2*01 [8.8.12] (256-374) - valil-glutamil-tetrakis(diglicil-seril)-diglicil-valil-aspartil -V-KAPPA (IGKV4-59-IGKJ5*01 [5.3.9] (393-498)] –hexahistidina

C₂₃₆₇H₃₅₇₇N₆₄₉O₇₇₂S₁₉

```
DIQLTQSPAS LAVSLGQRAT ISCKASQSV D YGDSYLNWY QQIPGQPPKL 50
LIYDASNLVS GIPPRFSGSG SGTDFTLNIH PVEKVDAAATY HCQSTEDFPW 100
TFGGCTKLEI KGGGSGGGG SGGGSGVQL QSGAELVRP GSSVKISCKA 150
SGYAFSSYWM NWKQRPGQG LEWIGQIWP G DGTNYNGKF KGKATLTAD E 200
SSSTAYMQLS SLASEDSAVY FCARRETTT V GRYYAMDYW GQGTVTVSS 250
GGGSDIKLQ QSGAELARP ASVKMSCKTS GYTFTRYTMH WVKQRPGQGL 300
EWIGYINPSR GYTNYNQKFK DKATLTDDKS SSTAYMQLSS LTSEDSAVYY 350
CARYYDDHYC LDYWQGGTTL TVSSVEGGSG GSGGSGSGG VDDIQLTQSP 400
AIMSASPGEK VTMTCRASSS VSYMNWYQQK SGTSPKRWIY DTSKVASGVP 450
YRFSGSGSGT SYSLTISSME AEDAATYYCQ QWSSNPLTFG AGTKLELKH 500
HHHH
```

Disulfide bridges location / Position des ponts disulfure / Posiciones de los puentes disulfuro
23-92 148-222 277-351 415-479

N-glycosylation sites / Sites de N-glycosylation / Posiciones de N-glicosilación
307 (but Pro in 308)

canosimibum
canosimibe

N-(1-deoxy-D-glucitol-1-C-yl)-*N'*-[(4-((2S,3R))-3-[(3S)-3-(4-fluorophenyl)-3-hydroxypropyl]-2-(4-methoxyphenyl)-4-oxoazetidind-1-yl)phenyl)methyl]dodecanediamide

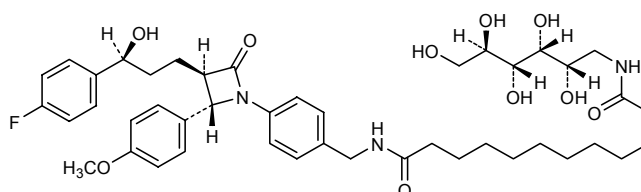
canosimibe

N-(1-déoxy-D-glucitol-1-C-yl)-*N'*-[(4-((2S,3R))-3-[(3S)-3-(4-fluorophényl)-3-hydroxypropyl]-2-(4-méthoxyphényl)-4-oxoazétidind-1-yl)phényl)méthyl]dodécanediamide

canosimiba

N-(1-desoxi-D-glucitol-1-C-il)-*N'*-[(4-((2S,3R))-3-[(3S)-3-(4-fluorofenil)-3-hidroxiopropil]-2-(4-metoxifenil)-4-oxoazetidind-1-il)fenil)metil]dodecanediamida

C₄₄H₆₀FN₃O₁₀



cixutumumabum #

cixutumumab

immunoglobulin G1-lambda, anti-[*Homo sapiens* insulin-like growth factor I receptor (IGF-1R, CD221)], *Homo sapiens* monoclonal antibody;
 gamma1 heavy chain (1-460) [*Homo sapiens* VH (IGHV1-69*06 (99.00%) -(IGHD)-IGHJ6*01) [8.8.23] (1-130) -IGHG1*03, R120>K (131-460)], (233-213')-disulfide with lambda light chain (1'-214') [*Homo sapiens* V-LAMBDA (IGLV3-19*01 (92.70%) -IGLJ2*01) [6.3.11] (1'-108') -IGLC2*01, T124>A (109'-214')]; (239-239":242-242")-bisdisulfide dimer

cixutumumab

immunoglobuline G1-lambda, anti-[*Homo sapiens* récepteur du facteur de croissance analogue à l'insuline-1 (IGF-1R, CD221)], *Homo sapiens* anticorps monoclonal;
 chaîne lourde gamma1 (1-460) [*Homo sapiens* VH (IGHV1-69*06 (99.00%) -(IGHD)-IGHJ6*01) [8.8.23] (1-130) -IGHG1*03, R120>K (131-460)], (233-213')-disulfure avec la chaîne légère lambda (1'-214') [*Homo sapiens* V-LAMBDA (IGLV3-19 (92.70%) -IGLJ2*01) [6.3.11] (1'-108') -IGLC2*01, T124>A (109'-214')]; dimère (239-239":242-242")-bisdisulfure

cixutumumab

inmunoglobulina G1-lambda, anti-[receptor del factor de crecimiento insulínico-tipo 1 de *Homo sapiens* (conocido como: IGF-1R, CD221)], *Homo sapiens* anticuerpo monoclonal de *Homo sapiens*;
 cadena pesada gamma1 (1-460) [VH (IGHV1-69*06 (99.00%) -(IGHD)-IGHJ6*01) [8.8.23] (1-130) -IGHG1*03, R120>K (131-460)], (233-213')-disulfuro con la cadena ligera lambda (1'-214') [*Homo sapiens* V-LAMBDA (IGLV3-19 (92.70%) -IGLJ2*01) [6.3.11] (1'-108') -IGLC2*01, T124>A (109'-214')]; dímero (239-239":242-242")-bisdisulfuro

C₆₅₀₀H₁₀₀₅₂N₁₇₂₄O₂₀₃₆S₄₄

Heavy chain / Chaîne lourde / Cadena pesada

```
EVQLVQSGAE VKKPGSSVKV SCRASGGTFS SYAISWVRQA PGQGLEWMGG 50
IIPIFGTANY AOKFQGRVTI TADKSTSTAY MELSSLRSED TAVYYCARAP 100
LRFLEWSTQD HYYYYMDVW GKGTTVTVSS ASTKGPSVFP LAPSSKSTSG 150
GTAALGCLVK DYFPEFVTVS WNSGALTSKV HTFPFVAVLQSS GLYSLSSVVT 200
VPSSSLGTQT YICNVNKKFS NTKVDKKEVEP KSCDKHTHCP PCPAPPELLGG 250
PSVFLFPPKP KDTLMISRTPEVTCVVVDVSD HEDPEVKFNW YVDGVEVHNA 300
KTKPREEQYN STYRVVSVLT VLNQDNLNGK EYKCKVSNKA LPAPIEKTIS 350
KAKGQPREPQ VYTLPPSREE MTKNQVSLTC LVKGFYPSDI AVEWESNGQP 400
ENNYKTTTPV LDSDGSFFLY SKLTVDKSRW QQGNVFSCSV MHEALHNYT 450
QKSLSLSPGK 460
```

Light chain / Chaîne légère / Cadena ligera

```
SSELTQDPVAV SVALGQTVRI TCQGDLSRSY YATWYQQKPG QAPILVIYGE 50
NKRPSGIPDR FSGSSSGNTA SLTITGAQAE DEADYYCKSR DSGQHLVFG 100
GGTKLTVLQK PKAAPSVTLF PPSSEELQAN KATLVCLISD FYPGAVTVAW 150
KADSSPVKAG VETTTFSKQS NNKYAASSYL SLTPEQWKSH RSYSCQVTHE 200
GSTVEKTVAP AECS 214
```

Disulfide bridges location / Position des ponts disulfure / Posiciones de los puentes disulfuro

```
Intra-H 22-96 157-213 274-334 380-438
          22"-96" 157"-213" 274"-334" 380"-438"
Intra-L 22'-87' 136"-195"
          22'"-87'" 136'"-195'"
Inter-H-L 233-213' 233"-213"
Inter-H-H 239-239" 242-242"
```

N-glycosylation sites / Sites de N-glycosylation / Posiciones de N-glicosilación

310, 310'

coleneuramidum

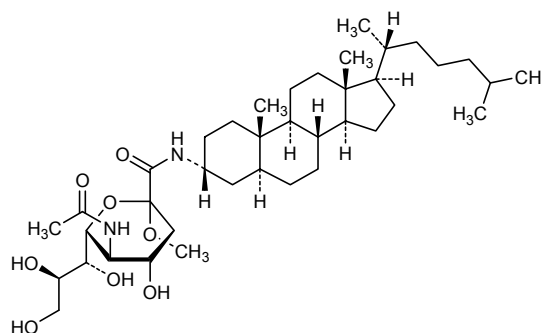
coleneuramide

5-acetamido-*N*-(5 α -cholestan-3 α -yl)-3,5-dideoxy-2-*O*-methyl-*D*-glycero- α -*D*-galacto-non-2-ulopyranosonamide

coléneuramide

5-acétamido-*N*-(5 α -cholestan-3 α -yl)-3,5-didéoxy-2-*O*-méthyl-*D*-glycéro- α -*D*-galacto-non-2-ulopyranosonamide

coleneuramida

5-acetamido-*N*-(5 α -coleston-3 α -il)-3,5-didesoxi-2-*O*-metil-*D*-glicero- α -*D*-galacto-non-2-ulopiranosonamidaC₃₉H₆₈N₂O₈**cositecanum**

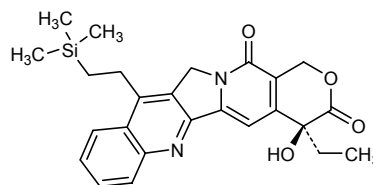
cositecan

(4*S*)-4-ethyl-4-hydroxy-11-[2-(trimethylsilyl)ethyl]-1,12-dihydro-14*H*-pyrano[3',4':6,7]indolizino[1,2-*b*]quinoline-3,14(4*H*)-dione

cositécan

(4*S*)-4-éthyl-4-hydroxy-11-[2-(triméthylsilyl)éthyl]-1,12-dihydro-14*H*-pyrano[3',4':6,7]indolizino[1,2-*b*]quinoléine-3,14(4*H*)-dione

cositecán

(4*S*)-4-etil-4-hidroxi-11-[2-(trimetilsilil)etil]-1,12-dihidro-14*H*-pirano[3',4':6,7]indolizino[1,2-*b*]quinolina-3,14(4*H*)-dionaC₂₅H₂₈N₂O₄Si**cutamesinum**

cutamesine

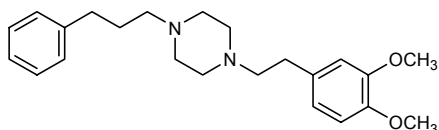
1-[2-(3,4-dimethoxyphenyl)ethyl]-4-(3-phenylpropyl)piperazine

cutamésine

1-[2-(3,4-diméthoxyphényl)éthyl]-4-(3-phénylpropyl)pipérazine

cutamesina

1-[2-(3,4-dimetoxifenil)etil]-4-(3-fenilpropil)piperazina

$C_{23}H_{32}N_2O_2$ 

davunetidum
davunetide

human activity-dependent neuroprotector (ADNP)-(354-361)-peptide

davunétide

neuroprotecteur activité-dépendant humain (ADNP)-(354-361)-peptide

davunetida

neuroprotector humano dependiente de actividad (ADNP)-péptido-(354-361)

 $C_{36}H_{60}N_{10}O_{12}$

H-Asn-Ala-Pro-Val-Ser-Ile-Pro-Gln-OH

delafloxacinum
delafloxacin

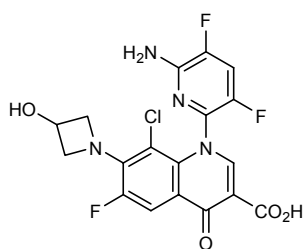
1-(6-amino-3,5-difluoropyridin-2-yl)-8-chloro-6-fluoro-7-(3-hydroxyazetid-1-yl)-4-oxo-1,4-dihydroquinoline-3-carboxylic acid

délafloxacine

acide 1-(6-amino-3,5-difluoropyridin-2-yl)-8-chloro-6-fluoro-7-(3-hydroxyazétidin-1-yl)-4-oxo-1,4-dihydroquinoléine-3-carboxylique

delafloxacino

ácido 1-(6-amino-3,5-difluoropiridin-2-il)-8-cloro-6-fluoro-7-(3-hidroxiiazetid-1-il)-4-oxo-1,4-dihidroquinolina-3-carboxílico

 $C_{18}H_{12}ClF_3N_4O_4$ 

dirucotidum
dirucotide

human myelin basic protein (myelin membrane encephalitogenic protein)-(216-232)-peptide

L- α -aspartyl-L- α -glutamyl-L-asparaginyll-L-prolyll-L-valyll-L-valyll-L-histidyll-L-phenylalanyl-L-phenylalanyl-L-lysyl-L-asparaginyll-L-isoleucyll-L-valyll-L-threonyll-L-prolyll-L-arginyll-L-threonine

dirucotide
 protéine basique de la myéline humaine (protéine encéphalitogénique de la membrane de la myéline)-(216-232)-peptide
 L- α -aspartyl-L- α -glutamyl-L-asparaginyL-L-prolyl-L-valyl-L-valyl-L-histidyl-L-phénylalanyl-L-phénylalanyl-L-lysyl-L-asparaginyL-L-isoleucyl-L-valyl-L-thréonyl-L-prolyl-L-arginyl-L-thréonine

dirucotida
 proteina básica de la mielina humana (proteina encefalitogénica de la membrana de mielina)-péptido (216-232)
 L- α -aspartil-L- α -glutamyl-L-asparaginil-L-prolil-L-valil-L-valil-L-histidil-L-fenilalanil-L-fenilalanil-L-lisil-L-asparaginil-L-isoleucil-L-valil-L-treonil-L-prolil-L-arginil-L-treonina

$$C_{92}H_{141}N_{25}O_{26}$$

$$H-Asp-Glu-Asn-Pro-Val-Val-His-Phe-Phe-$$

$$Lys-Asn-Ile-Val-Thr-Pro-Arg-Thr-OH$$

10

17

dutogliptinum

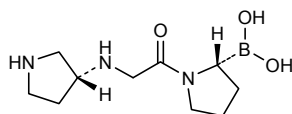
dutogliptin

[(2*R*)-1-[[3(*R*)-pyrrolidin-3-ylamino]acetyl]pyrrolidin-2-yl]boronic acid

dutogliptine

acide [(2*R*)-1-[[3(*R*)-pyrrolidin-3-ylamino]acétyl]pyrrolidin-2-yl]boronique

dutogliptina

ácido [(2*R*)-1-[[3(*R*)-pirrolidin-3-ilamino]acetil]pirrolidin-2-il]borónico
$$C_{10}H_{20}BN_3O_3$$
**elacytarabinum**

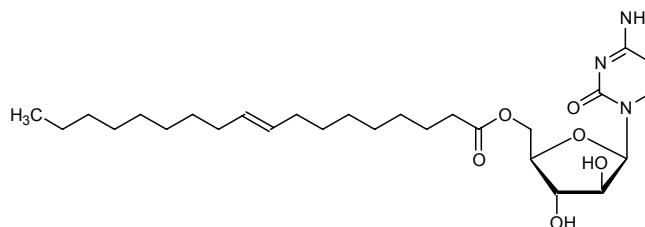
elacytarabine

4-amino-1-[5-O-[(9*E*)-octadec-9-enoyl]- β -D-arabinofuranosyl]=pyrimidin-2(1*H*)-one

élacytarabine

4-amino-1-[5-O-[(9*E*)-octadéc-9-énoyl]- β -D-arabinofuranosyl]=pyrimidin-2(1*H*)-one

elacitarabina

4-amino-1-[5-O-[(9*E*)-octadec-9-enoil]- β -D-arabinofuranosil]pirimidin-2(1*H*)-ona
$$C_{27}H_{45}N_3O_6$$


elotuzumabum #

elotuzumab

immunoglobulin G1-kappa, anti-[*Homo sapiens* SLAM family member 7 (SLAM7, CD2 subset 1, CS1, CD2-like receptor-activating cytotoxic cells, CRACC, 19A24, CD319), humanized monoclonal antibody;
gamma1 heavy chain (1-449) [humanized VH (*Homo sapiens* IGHV3-74*01 (81.60%) -IGHJ2*01, R120>Q) [8.8.12] (1-119) -*Homo sapiens* IGHG1*01 (120-449)], (222-214')-disulfide with kappa light chain (1'-214') [humanized V-KAPPA (*Homo sapiens* IGKV1-27*01 (84.20%) -IGKJ2*01, L124>V) [6.3.9] (1'-107') -*Homo sapiens* IGKC*01 (108'-214')]; (228-228":231-231")-bisdisulfide dimer

elotuzumab

immunoglobuline G1-kappa, anti-[*Homo sapiens* membre 7 de la famille SLAM (SLAM7, CD2 subset 1, CS1, CD2-like receptor-activating cytotoxic cells, CRACC, 19A24, CD319), anticorps monoclonal humanisé;
chaîne lourde gamma 1 (1-449) [VH humanisé (*Homo sapiens* IGHV3-74*01 (81.60%) -IGHJ2*01, R120>Q) [8.8.12] (1-119) -*Homo sapiens* IGHG1*01 (120-449)], (222-214')-disulfure avec la chaîne légère kappa (1'-214') [V-KAPPA humanisé (*Homo sapiens* IGKV1-27*01 (84.20%) IGKJ2*01, L124>V) [6.3.9] (1'-107') -*Homo sapiens* IGKC*01 (108'-214')]; dimère (228-228":231-231")-bisdisulfure

elotuzumab

inmunoglobulina G1-kappa, anti-[*Homo sapiens* miembro 7 de la familia SLAM (conocido como: SLAM7, CD2 subset 1, CS1, CD2-like receptor-activating cytotoxic cells, CRACC, 19A24, CD319), anticuerpo monoclonal humanizado;
cadena pesada gamma1 (1-449) [VH humanizada (*Homo sapiens* IGHV3-74*01 (81.60%) -IGHJ2*01, R120>Q) [8.8.12] (1-119) -*Homo sapiens* IGHG1*01 (120-449)], (222-214')-disulfuro con la cadena ligera kappa (1'-214') [V-KAPPA humanizada (*Homo sapiens* IGKV1-27*01 (84.20%) IGKJ2*01, L124>V) [6.3.9] (1'-107') -*Homo sapiens* IGKC*01 (108'-214')]; dímero(228-228":231-231")-bisdisulfuro

C₆₄₇₆H₉₉₈₂N₁₇₁₄O₂₀₁₆S₄₂

Heavy chain / Chaîne lourde / Cadena pesada

EVQLVESGGG	LVQPGGSLRL	SCAASGFDFS	RYWMSWVRQA	PGKGLEWIGE	50
INPDSSTINY	APSLKDKFII	SRDNAKNSLY	LQMNSLRAED	TAVVYCARPD	100
GNVWYFDVWG	QGTSLTVSSA	STKGPVSFPL	APSSKSTSGG	TAALGCLVKD	150
YFPEPVTVSW	NSGALTSGVH	TFPAVLQSSG	LYSLSSVTVV	PSSSLGTQTY	200
ICNVNHHKPSN	TKVDKKVEPK	SCDKTHTCPP	CPAPELLGGP	SVFLFPFKPK	250
DTLMISRTP	VTCVVVDVSH	EDPEVKFNWY	VDGVEVHNAK	TKPREEQYNS	300
TYRVVSVLTV	LHQDWLNGKE	YKCKVSNKAL	PAPIEKTISK	AKGQPREPQV	350
YTLPPSRDEL	TKNQVSLTCL	VKGFPYPSDIA	VEWESNGQPE	NNYKTTTPPVL	400
DSDGSFFFLYS	KLTVDKSRWQ	QGNVFSCSV	HEALHNHYTQ	KSLSLSPGK	449

Light chain / Chaîne légère / Cadena ligera

DIQMTQSPSS	LSASVGDRTV	ITCKASQDVG	IAVAWYQQKP	GKVEKLLIYW	50
ASTRHTGVPD	RFSGSGSGTD	FTLTISLQ	EDVATYYCQ	YSSYPTTFGQ	100
GTKVEIKRTV	AAPSVFIFPP	SDEQLKSGTA	SVVCLLNNFY	PREAKVQWKV	150
DNALQSGNSQ	ESVTEQDSK	STYLSLSTLT	LSKADYEKHK	VYACEVTHQG	200
LSSPVTKSFN	RGEC				214

Disulfide bridges location / Position des ponts disulfure / Posiciones de los puentes disulfuro

Intra-H 22-96 146-202 263-323 369-427
22"-96" 146"-202" 263"-323" 369"-427"
Intra-L 23'-88' 134'-194'
23'''-88''' 134'''-194'''
Inter-H-L 222-214' 222"-214"
Inter-H-H 228-228" 231-231"

N-glycosylation sites / Sites de N-glycosylation / Posiciones de N-glicosilación
299, 299"

farletuzumabum #
farletuzumab

immunoglobulin G1-kappa, anti-[*Homo sapiens* folate receptor 1 (FOLR1, folate receptor alpha, FR-alpha, adult folate-binding protein, FBP, ovarian tumor-associated antigen MOv18)], humanized monoclonal antibody;
gamma1 heavy chain (1-449) [humanized VH (*Homo sapiens*IGHV3-30*03 (82.70%) -(IGHD)-IGHJ5*01, L123>P) [8.8.12] (1-119) -*Homo sapiens*IGHG1*01 (120-449)], (222-217')-disulfide with kappa light chain (1'-217') [humanized V-KAPPA (*Homo sapiens*IGKV1-33*01 (80.20%) -IGKJ2*01, L124>V) [7.3.11] (1'-110') -*Homo sapiens*IGKC*01 (111'-217')]; (228-228":231-231")-bisdisulfide dimer

farletuzumab

immunoglobuline G1-kappa, anti-[*Homo sapiens* récepteur 1 du folate (FOLR1, folate receptor alpha, FR-alpha, adult folate-binding protein, FBP, ovarian tumor-associated antigen MOv18)], anticorps monoclonal humanisé;
chaîne lourde gamma1 (1-449) [VH humanisé (*Homo sapiens*IGHV3-30*03 (82.70%) -(IGHD)-IGHJ5*01, L123>P) [8.8.12] (1-119) -*Homo sapiens*IGHG1*01 (120-449)], (222-217')-disulfure avec la chaîne légère kappa (1'-217') [V-KAPPA humanisé (*Homo sapiens*IGKV1-33*01 (80.20%) -IGKJ2*01, L124>V) [7.3.11] (1'-110') -*Homo sapiens*IGKC*01 (111'-217')]; dimère (228-228":231-231")-bisdisulfure

farletuzumab

inmunoglobulina G1-kappa, anti-[receptor 1 de folato de *Homo sapiens* (conocido como: FOLR1, folate receptor alpha, FR-alpha, adult folate-binding protein, FBP, ovarian tumor-associated antigen MOv18)], anticuerpo monoclonal humanizado;
cadena pesada gamma1 (1-449) [VH humanizada (*Homo sapiens*IGHV3-30*03 (82.70%) -(IGHD)-IGHJ5*01, L123>P) [8.8.12] (1-119) -*Homo sapiens*IGHG1*01 (120-449)], (222-217')-disulfuro con la cadena ligera kappa (1'-217') [V-KAPPA humanizada (*Homo sapiens*IGKV1-33*01 (80.20%) -IGKJ2*01, L124>V) [7.3.11] (1'-110') -*Homo sapiens*IGKC*01 (111'-217')]; dimero (228-228":231-231")-bisdisulfuro

C₆₄₆₆H₉₉₂₈N₁₇₁₆O₂₀₂₀S₄₂

Heavy chain / Chaîne lourde / Cadena pesada

EVQLVESGGG	VVQPGRSLRL	SCSASGFTFS	GYGLSWVRQA	PGKGLEWVAM	50
ISSGGSYTY	ADSVKGRFAI	SRDNAKNTLF	LQMSLRPED	TGVYFCARHG	100
DDPAWFAYWG	QGTPEVTSSA	STKGPSVFPL	APSSKSTSGG	TAALGCLVKD	150
YFPEPVTVSW	NSGALTSVGH	TTPAVLQSSG	LYSLSSVTVT	PSSSLGTQTY	200
ICNVNHPKPN	TKVDKRVKPE	SCDKTHTCPP	CPAPELLGGP	SVFLFPPKPK	250
DTLMISRTP	ETCQVVDVSH	EDPEVKFNWY	VDGVEVHNAK	TKPREEQYNS	300
TYRIVSVLTV	LHQDVLNGKE	YKCKVSNKAL	PAPIEKTISK	AKGQPREPQV	350
YTLPPSRDEL	TKNQVSLTCL	VKGFYPSDIA	VEWESNGQPE	NNYKTPPPVL	400
DSDGSFFLYS	KLTVDKSRWQ	QGNVFCSVM	HEALHNYTQ	KSLLSLSPGK	449

Light chain / Chaîne légère / Cadena ligera

DIQLTQSPSS	LSASVGRDVT	ITCSVSSSIS	SNNLHWYQQK	PGKAPKPIY	50
GTSNLAGVFP	SFRSGSGSGT	DYFTTISLQ	PEDIATYYCQ	QWSSYPMYT	100
FGQGTKVEIK	RTVAAPSVEI	FPPSDEQLKS	GTASVVCLLN	NFYPREAKVQ	150
WKVDNALQSG	NSQESVTEQD	SKDSTYLSLS	TLTLSKADYE	KHKVYACEVT	200
HQGLSSPVTK	SFNRGEC				217

Disulfide bridges location / Position des ponts disulfure / Posiciones de los puentes disulfuro

Intra-H	22-96	146-202	263-323	369-427
	22"-96"	146"-202"	263"-323"	369"-427"
Intra-L	23'-89'	137'-197'		
	23'''-89'''	137'''-197'''		
Inter-H-L	222-217'	222"-217"		
Inter-H-H	228-228"	231-231"		

N-glycosylation sites / Sites de N-glycosylation / Posiciones de N-glicosilación

299, 299"

fidaxomicinum

fidaxomicin

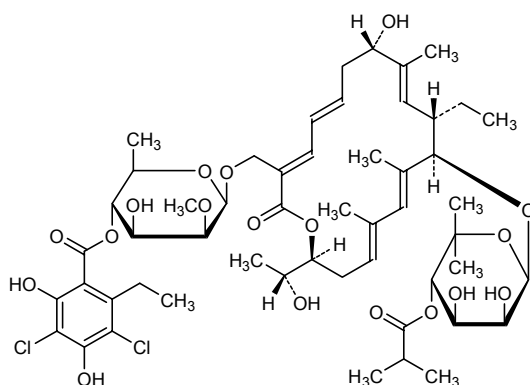
(3*E*,5*E*,8*S*,9*E*,11*S*,12*R*,13*E*,15*E*,18*S*)-3-[[[6-déoxy-4-*O*-(3,5-dichloro-2-éthyl-4,6-dihydroxybenzoyl)-2-*O*-méthyl-β-*D*-mannopyranosyl]oxy]méthyl]-12-[[[6-déoxy-5-*C*-méthyl-4-*O*-(2-méthylpropanoyl)-β-*D*-lyxo-hexopyranosyl]oxy]-11-éthyl-8-hydroxy-18-[(1*R*)-1-hydroxyéthyl]-9,13,15-triméthylxacycloocta-3,5,9,13,15-pentaen-2-one

fidaxomicine

(3*E*,5*E*,8*S*,9*E*,11*S*,12*R*,13*E*,15*E*,18*S*)-3-[[[6-déoxy-4-*O*-(3,5-dichloro-2-éthyl-4,6-dihydroxybenzoyl)-2-*O*-méthyl-β-*D*-mannopyranosyl]oxy]méthyl]-12-[[[6-déoxy-5-*C*-méthyl-4-*O*-(2-méthylpropanoyl)-β-*D*-lyxo-hexopyranosyl]oxy]-11-éthyl-8-hydroxy-18-[(1*R*)-1-hydroxyéthyl]-9,13,15-triméthylxacyclooctadéca-3,5,9,13,15-pentaén-2-one

fidaxomicina

3-[[[6-desoxi-4-*O*-(3,5-dicloro-2-etil-4,6-dihidroxibenzoil)-2-*O*-metil-β-*D*-manopiranosil]oxi]metil]-12-[[[6-desoxi-5-*C*-metil-4-*O*-(2-metilpropanoil)-β-*D*-lixo-hexopiranosil]oxi]-11-etil-8-hidroxi-18-[(1*R*)-1-hidroxietil]-9,13,15-trimetiloxacicloocta-3,5,9,13,15-pentaen-2-ona

C₅₂H₇₄Cl₂O₁₈**figitumumabum #**

figitumumab

immunoglobulin G2-kappa, anti-[*Homo sapiens* insulin-like growth factor 1 receptor (IGF-1R, CD221)], *Homo sapiens* monoclonal antibody;

gamma2 heavy chain (1-450) [*Homo sapiens* VH (IGHV3-23*01 (93.90%) -(IGHD)-IGHJ6*01 [8.8.18] (1-125) -IGHG2*01, CH3 K130>del (126-450)), (139-214')-disulfide with kappa light chain (1'-214') [*Homo sapiens* V-KAPPA (IGKV1-17*01 (95.80%) -IGKJ2*04) [6.3.9] (1'-107') -IGKC*01] (108'-214'); (227-227'':228-228'':231-231'':234-234'')-tétradisulfure dimer

figitumumab

immunoglobuline G2-kappa, anti-[*Homo sapiens* récepteur du facteur de croissance analogue à l'insuline 1 (IGF-1R, CD221)], *Homo sapiens* anticorps monoclonal;

chaîne lourde gamma2 (1-450) [*Homo sapiens* VH (IGHV3-23*01 (93.90%) -(IGHD)-IGHJ6*01 [8.8.18] (1-125) -IGHG2*01, CH3 K130>del (126-450)), (139-214')-disulfure avec la chaîne légère kappa (1'-214') [*Homo sapiens* V-KAPPA (IGKV1-17*01 (95.80%) -IGKJ2*04) [6.3.9] (1'-107') -IGKC*01] (108'-214'); dimère (227-227'':228-228'':231-231'':234-234'')-tétradisulfure

figitumumab

inmunoglobulina G2-kappa, anti-[*Homo sapiens* receptor del factor de crecimiento insulínico tipo 1 de *Homo sapiens* (conocido como: IGF-1R, CD221)], anticuerpo monoclonal de *Homo sapiens*; cadena pesada gamma2 (1-450) [*Homo sapiens* VH (IGHV3-23*01 (93.90%) -(IGHD)-IGHJ6*01) [8.8.18] (1-125)-IGHG2*01, CH3 K130>del (126-450)], (139-214')-disulfuro con la cadena ligera kappa (1'-214') [*Homo sapiens* V-KAPPA (IGKV1-17*01 (95.80%) -IGKJ2*04) [6.3.9] (1'-107')-IGKC*01] (108'-214'); dímero (227-227":228-228":231-231":234-234")-tetradisulfuro

C₆₄₅₀H₉₉₂₄N₁₇₃₂O₂₀₁₈S₅₄

Heavy chain / Chaîne lourde / Cadena pesada

EVQLLESGGG	LVQPGGSLRL	SCTASGFTFS	SYAMNWRQA	PGKLEWVSA	50
ISGSGGTFY	ADSVKGRFTI	SRDNSRTTLY	LQMNSLRAED	TAVYYCAKDL	100
GWSDSYYYY	GMDVWGQGT	VTVSSASTKG	PSVFPAPCS	RSTSESTAAL	150
GCLVKDYFPE	PVTVSNWSGA	LTSGVHTFPA	VLQSSGLYSL	SSVTVTPSSN	200
FGTQTYTCNV	DHKPSNTKVD	KTVERKCCVE	CPPCAPPVA	GPSVFLFPPK	250
PKDTLMISRT	PEVTCVVVDV	SHEDPEVQFN	WYVDGVEVHN	AKTKPREEQF	300
NSTFRVSVL	TVVHQDWLNG	KEYKCKVSNK	GLPAPIEKTI	SKTKGQPREP	350
QVYTLPPSRE	EMTKNQVSLT	CLVKGFPYPSD	IAVEWESNGQ	PENNYKTPFP	400
MLSDSGSFFL	YSKLTVDKSR	WQQGNVFS	VMHEALHNYH	TQKSLSLSPG	450

Light chain / Chaîne légère / Cadena ligera

DIQMTQFPSS	LSASVGRVIT	ITCRASQGIT	NDLGWYQKPK	GKAPKRLIYA	50
ASRLHRGVPS	RFGSGSGSTE	FTLTISLQ	EDFATYYCLQ	HNSYPCSPGQ	100
GTKLEIKRTV	AAPSVFIFPP	SDEQLKSGTA	SVVCLLNNFY	PREAKVQWKV	150
DNALQSGNSQ	ESVTEQDSKD	STYSLSTLT	LSKADYKHK	VYACEVTHQG	200
LSSPVTKSFN	RGEC				214

Disulfide bridges location / Position des ponts disulfure / Posiciones de los puentes disulfuro

Intra-H	22-96	152-208	265-325	371-429
	22"-96"	152"-208"	265"-325"	371"-429"

Intra-L 23'-88' 134'-194'

23"-88" 134"-194"

Inter-H-L 139-214' 139"-214"

Inter-H-H 227-227" 228-228" 231-231" 234-234"

N-glycosylation sites / Sites de N-glycosylation / Posiciones de N-glicosilación
301, 301"

fosbretabulinum

fosbretabulin

2-methoxy-5-[(1Z)-2-(3,4,5-trimethoxyphenyl)ethenyl]phenyl dihydrogen phosphate

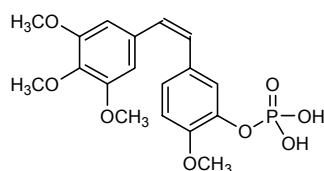
fosbrétabuline

dihydrogénophosphate de 2-méthoxy-5-[(1Z)-2-(3,4,5-triméthoxyphényl)éthényl]phényle

fosbretabulina

dihidrógenofosfato de 2-metoxi-5-[(1Z)-2-(3,4,5-trimetoxifenil)etenil]fenilo

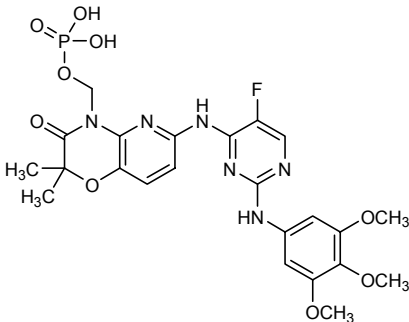
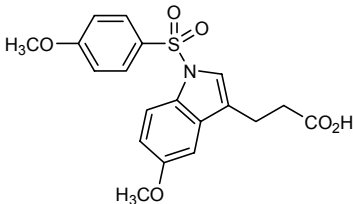
C₁₈H₂₁O₈P



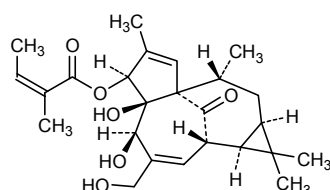
fostamatinibum

fostamatinib

[6-((5-fluoro-2-[(3,4,5-trimethoxyphenyl)amino]pyrimidin-4-yl)amino)-2,2-dimethyl-3-oxo-2,3-dihydro-4H-pyrido[3,2-b][1,4]oxazin-4-yl)methyl dihydrogen phosphate

fostamatinib	dihydrogénophosphate de [6-({5-fluoro-2-[(3,4,5-triméthoxyphényl)amino]pyrimidin-4-yl)amino)-2,2-diméthyl-3-oxo-2,3-dihydro-4 <i>H</i> -pyrido[3,2- <i>b</i>][1,4]oxazin-4-yl)méthyle
fostamatinib	dihidrògenofosfato de [6-({5-fluoro-2-[(3,4,5-trimètoxifenil)amino]pirimidin-4-il)amino)-2,2-dimètil-3-oxo-2,3-dihidro-4 <i>H</i> -pirido[3,2- <i>b</i>][1,4]oxazin-4-il]metilo
	$C_{23}H_{26}FN_6O_9P$
	
indeglistazarum	
indeglistazar	3-[5-methoxy-1-(4-methoxybenzenesulfonyl)-1 <i>H</i> -indol-3-yl]propanoic acid
indéglitazar	acide 3-{5-méthoxy-1-(4-méthoxybenzènesulfonyl)-1 <i>H</i> -indol-3-yl}propanoïque
indeglistazar	ácido 3-[5-metoxi-1-(4-metoxibencenosulfonil)-1 <i>H</i> -indol-3-il]propanoico
	$C_{19}H_{19}NO_6S$
	
ingenoli mebutatum	
ingenol mebutate	(1 <i>aR</i> ,2 <i>S</i> ,5 <i>R</i> ,5 <i>aS</i> ,6 <i>S</i> ,8 <i>aS</i> ,9 <i>R</i> ,10 <i>aR</i>)-5,5a-dihydroxy-4-(hydroxyméthyl)-1,1,7,9-tétraméthyl-11-oxo-1 <i>a</i> ,2,5,5 <i>a</i> ,6,9,10,10 <i>a</i> -octahydro-1 <i>H</i> -2,8 <i>a</i> -méthanocyclopenta[<i>a</i>]cyclpropa[<i>e</i>][10]annulén-6-yl (2 <i>Z</i>)-2-méthylbut-2-énoate
mébutate d'ingénol	(2 <i>Z</i>)-2-méthylbut-2-énoate de (1 <i>aR</i> ,2 <i>S</i> ,5 <i>R</i> ,5 <i>aS</i> ,6 <i>S</i> ,8 <i>aS</i> ,9 <i>R</i> ,10 <i>aR</i>)-5,5 <i>a</i> -dihydroxy-4-(hydroxyméthyl)-1,1,7,9-tétraméthyl-11-oxo-1 <i>a</i> ,2,5,5 <i>a</i> ,6,9,10,10 <i>a</i> -octahydro-1 <i>H</i> -2,8 <i>a</i> -méthanocyclopenta[<i>a</i>]cyclpropa[<i>e</i>][10]annulén-6-yle

mebutato de ingenol

(2*Z*)-2-metilbut-2-enoato de (1*aR*,2*S*,5*R*,5*aS*,6*S*,8*aS*,9*R*,10*aR*)-5,5a-dihidroxi-4-(hidroximetil)-1,1,7,9-tetrametil-11-oxo-1*a*,2,5,5*a*,6,9,10,10*a*-octahidro-1*H*-2,8a-metanociclopenta[*a*]ciclopropa[*e*][10]anulen-6-iloC₂₅H₃₄O₆**laninamivirum**

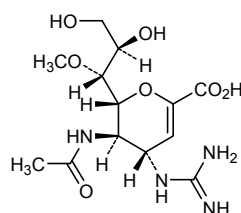
laninamivir

(2*R*,3*R*,4*S*)-3-acetamido-2-[(1*R*,2*R*)-2,3-dihidroxi-1-metoxipropil]-4-guanidino-3,4-dihidro-2*H*-piran-6-carboxylic acid

laninamivir

acide (2*R*,3*R*,4*S*)-3-acétamido-2-[(1*R*,2*R*)-2,3-dihidroxi-1-méthoxypropil]-4-guanidino-3,4-dihydro-2*H*-piran-6-carboxylique

laninamivir

ácido (2*R*,3*R*,4*S*)-3-acetamido-2-[(1*R*,2*R*)-2,3-dihidroxi-1-metoxipropil]-4-guanidino-3,4-dihidro-2*H*-piran-6-carboxílicoC₁₃H₂₂N₄O₇**lesogaberanum**

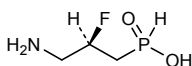
lesogaberan

(2*R*)-3-amino-2-fluoropropylphosphinic acid

lésogabéran

acide [(2*R*)-3-amino-2-fluoropropil]phosphinique

lesogaberán

ácido (2*R*)-3-amino-2-fluoropropilfosfínicoC₃H₉FNO₂P**limigliđolum**

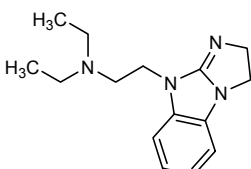
limigliđole

2-(2,3-dihidro-9*H*-imidazo[1,2-*a*]benzimidazol-9-yl)-*N,N*-dimethylethanamine

limiglidole 2-(2,3-dihydro-9*H*-imidazo[1,2-*a*]benzimidazol-9-yl)-*N,N*-diéthyléthanamine

limiglidol 2-(2,3-dihydro-9*H*-imidazo[1,2-*a*]benzoimidazol-9-il)-*N,N*-dimetiletanamina

$C_{15}H_{22}N_4$



lotilibcinum
lotilibcin

3-{{(3*S*,6*R*,9*R*,12*R*,15*S*,18*R*,21*S*,24*R*,30*S*,33*R*,36*S*,40*R*)-33-[(1*R*)-2-amino-1-hydroxy-2-oxoethyl]-12-(2-amino-2-oxoethyl)-6,18-bis(3-aminopropyl)-24-benzyl-30,36-bis(hydroxymethyl)-9-(1*H*-indol-3-ylmethyl)-4,25-dimethyl-40-(4-methylpentyl)-21-(2-methylpropyl)-3-(propan-2-yl)-2,5,8,11,14,17,20,23,26,29,32,35,38-tridecaoxo-1-oxa-4,7,10,13,16,19,22,25,28,31,34,37-dodecaazatetracontan-15-yl}propanoic acid

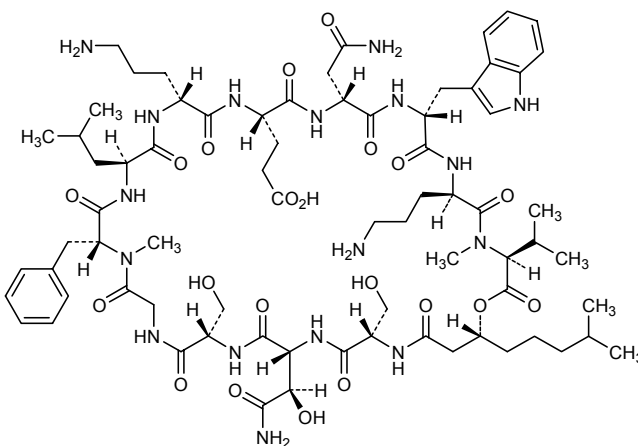
lotilibcine

acide 3-{{(3*S*,6*R*,9*R*,12*R*,15*S*,18*R*,21*S*,24*R*,30*S*,33*R*,36*S*,40*R*)-33-[(1*R*)-2-amino-1-hydroxy-2-oxoéthyl]-12-(2-amino-2-oxoéthyl)-6,18-bis(3-aminopropyl)-24-benzyl-30,36-bis(hydroxyméthyl)-9-(1*H*-indol-3-ylméthyl)-4,25-diméthyl-40-(4-méthylpentyl)-21-(2-méthylpropyl)-3-(propan-2-yl)-2,5,8,11,14,17,20,23,26,29,32,35,38-tridécaoxo-1-oxa-4,7,10,13,16,19,22,25,28,31,34,37-dodécaazatétracontan-15-yl}propanoïque

lotilibcina

ácido 3-{{(3*S*,6*R*,9*R*,12*R*,15*S*,18*R*,21*S*,24*R*,30*S*,33*R*,36*S*,40*R*)-33-[(1*R*)-2-amino-1-hidroxi-2-oxoetil]-12-(2-amino-2-oxoetil)-6,18-bis(3-aminopropil)-24-bencil-30,36-bis(hidroxiometil)-9-(1*H*-indol-3-ilmetil)-4,25-dimetil-40-(4-metilpentil)-21-(2-metilpropil)-3-(propan-2-il)-2,5,8,11,14,17,20,23,26,29,32,35,38-tridecaoxo-1-oxa-4,7,10,13,16,19,22,25,28,31,34,37-dodecaazatetracontan-15-il}propanoico

$C_{73}H_{111}N_{17}O_{21}$



macimorelinum

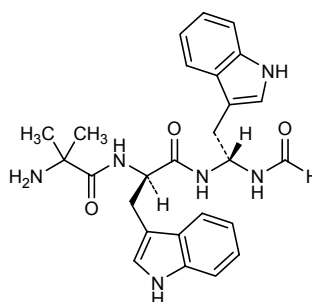
macimorelin

 N^2 -(2-amino-2-methylpropanoyl- N^1 -[(1*R*)-1-formamido-2-(1*H*-indol-3-yl)ethyl]-*D*-tryptophanamide

macimoréline

 N^2 -(2-amino-2-méthylpropanoyl- N^1 -[(1*R*)-1-formamido-2-(1*H*-indol-3-yl)éthyl]-*D*-tryptophanamide

macimorelina

 N^2 -(2-amino-2-metilpropanoil- N^1 -[(1*R*)-1-formamido-2-(1*H*-indol-3-il)etil]-*D*-triptofanamide $C_{26}H_{30}N_6O_3$ **namitecanum**

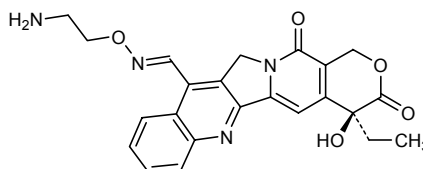
namitecan

(4*S*)-11-[(*E*)-[(2-aminoethoxy)imino]methyl]-4-ethyl-4-hydroxy-1,12-dihydro-14*H*-pyrano[3',4':6,7]indolizino[1,2-*b*]quinoline-3,14(4*H*)-dione

namitécan

(4*S*)-11-[(*E*)-[(2-aminoéthoxy)imino]méthyl]-4-éthyl-4-hydroxy-1,12-dihydro-14*H*-pyrano[3',4':6,7]indolizino[1,2-*b*]quinoléine-3,14(4*H*)-dione

namitecán

(4*S*)-11-[(*E*)-[(2-aminoetoxi)imino]metil]-4-etil-4-hidroxi-1,12-dihidro-14*H*-pirano[3',4':6,7]indolizino[1,2-*b*]quinolina-3,14(4*H*)-diona $C_{23}H_{22}N_4O_5$ **necitumumabum #**

necitumumab

immunoglobulin G1-kappa, anti-[*Homo sapiens* epidermal growth factor receptor (EGFR, ERBB1, HER1)], *Homo sapiens* monoclonal antibody;
 gamma1 heavy chain (1-451) [*Homo sapiens* VH (IGHV4-30-4*01 (96.00%) -(IGHD)-IGHJ4*01) [10.7.13] (1-121) -IGHG1*03, CH1 F5>L (122-451)], (224-214')-disulfide with kappa light chain (1'-214') [*Homo sapiens* V-KAPPA (IGKV3-11*01 (93.70%) -IGKJ4*01, V124>A) [6.3.9] (1'-107') -IGKC*01 (108'-214')]; (230-230":233-233")-bisdisulfide dimer

necitumumab immunoglobuline G1-kappa, anti-[*Homo sapiens* récepteur du facteur de croissance épidermique (EGFR, ERBB1, HER1)], *Homo sapiens* anticorps monoclonal; chaîne lourde gamma1 (1-451) [*Homo sapiens* VH (IGHV4-30-4*01 (96.00%) -(IGHD)-IGHJ4*01) [10.7.13] (1-121) -IGHG1*03, CH1 F5>L (122-451)], (224-214')-disulfure avec la chaîne légère kappa (1'-214') [*Homo sapiens* V-KAPPA (IGKV3-11*01 (93.70%) -IGKJ4*01, V124>A) [6.3.9] (1'-107') -IGKC*01 (108'-214')]; dimère (230-230":233-233")-bisdisulfure

necitumumab inmugoglobulina G1-kappa, anti-[receptor del factor de crecimiento epidérmico de *Homo sapiens* (conocido como: EGFR, ERBB1, HER1)], anticuerpo monoclonal de *Homo sapiens*; cadena pesada gamma1 (1-451) [*Homo sapiens* VH (IGHV4-30-4*01 (96.00%) -(IGHD)-IGHJ4*01) [10.7.13] (1-121) -IGHG1*03, CH1 F5>L (122-451)], (224-214')-disulfuro con la cadena ligera kappa (1'-214') [*Homo sapiens* V-KAPPA (IGKV3-11*01 (93.70%) -IGKJ4*01, V124>A) [6.3.9] (1'-107') -IGKC*01 (108'-214')]; dímero (230-230":233-233")-bisdisulfuro

C₆₄₃₆H₉₉₅₈N₁₇₀₂O₂₀₂₀S₄₂

Heavy chain / Chaîne lourde / Cadena pesada

QVQLQESGPG	LVKPSQTL	TCTVSGGSIS	SGDYYSWIR	QPPGKLEWI	50
GYIYYSGSTD	YNFSLKSRVT	MSVDTSKNQF	SLKVNVTAA	DTAVVYCARV	100
SIFGVGTFDY	WGQGLVTVS	SASTKGPSVL	PLAPSSKSTS	GGTAALGCLV	150
KDYFPEPVTV	SWNSGALTS	VHTFPVAVLQS	SGLYSLSSVV	TVPSSSLGTQ	200
TYICNVNHKP	SNTKVDRVE	PKSCDKTHC	PPCPAPELLG	GPSVFLFPPK	250
PKDTLMI	PEVTCVVVDV	SHEDPEVKFN	WYVDGVEVHN	AKTKPREEQY	300
NSTYRVVSVL	TVLHQDWLNG	KEYKCKVSNK	ALPAPIEKTI	SKARGQPREP	350
QVYTLPPSRE	EMTKNQVSLT	CLVKGFYPSD	IAVEWESNGQ	PENNYKTPPP	400
VLDSGDSGFFL	YSKLTVDKSR	WQQGNVFCSS	VMHEALHNNY	TQKSLSLSPG	450
K					451

Light chain / Chaîne légère / Cadena ligera

EIVMTQSPAT	LSLSPGERAT	LSCRASQSVS	SYLAWYQQK	QAPRLLIYD	50
ASNRATGIPA	RFSGSGSGTD	FTLTISSELEP	EDFAVYYCHQ	YGSTPLTFGG	100
GTKAEIKRTV	AAPSVEIFPP	SDEQLKSGTA	SVVCLLNIFY	PREAKVQWKV	150
DNALQSGNSQ	ESVTEQDSKD	STYLSLSTLT	LSKADYEKHK	VYACEVTHQG	200
LSSPVTKSFN	RGEC				214

Disulfide bridges location / Position des ponts disulfure / Posiciones de los puentes disulfuro

Intra-H 22-97 148-204 265-325 371-429
22"-97" 148"-204" 265"-325" 371"-429"

Intra-L 23"-88" 134"-194"
23"-88" 134"-194"

Inter-H-L 224-214' 224"-214"

Inter-H-H 230-230" 233-233"

N-glycosylation sites / Sites de N-glycosylation / Posiciones de N-glicosilación
301, 301"

oportuzumabum monatoxum #
oportuzumab monatox

immunoglobulin scFv fusion protein, anti-[*Homo sapiens* tumor-associated calcium signal transducer 1 (TACSTD1, gastrointestinal tumor-associated protein 2, GA733-2, epithelial glycoprotein 2, EGP-2, epithelial cell adhesion molecule Ep-CAM, KSA, KS1/4 antigen, M4S1, tumor antigen 17-1A, CD326)] humanized monoclonal antibody scFv fused with *Pseudomonas aeruginosa* exotoxin A; hexahistidyl -humanized scFv [V-KAPPA (*Homo sapiens* IGKV1-39*01 (78%) -IGKJ1*01, I126>L) [11.3.9] (7-118) -26-mer linker -VH (*Homo sapiens* IGHV7-4-1*02 -(IGHD)-IGHJ4*01, V124>L) [8.8.9] (145-260)] -20-mer linker -*Pseudomonas aeruginosa* exotoxin A (ETA) [277-633 precursor fragment, containing domain II (281-393) with furin proteolytic cleavage site (302-313), domain Ib (394-433), domain III (434-637)] (281-637) -hexahistidyl-lysyl-aspartyl-glutamyl-leucyl

oportuzumab monatox

immunoglobuline scFv protéine de fusion, anti-[*Homo sapiens* transducteur 1 du signal calcium associé aux tumeurs (TACSTD1, protéine 2 associée aux tumeurs gastrointestinales, GA733-2, glycoprotéine épithéliale 2, EGP-2, molécule d'adhésion des cellules épithéliales Ep-CAM, KSA, antigène KS1/4, M4S1, antigène tumoral 17-1A, CD326)] anticorps monoclonal humanisé scFv fusionné avec l'exotoxine A de *Pseudomonas aeruginosa*;
hexahistidyl -scFv humanisé [V-KAPPA (*Homo sapiens* IGKV1-39*01 (78%)- IGKJ1*01, I126>L) [11.3.9] (7-118) -linker 26-mer -VH (*Homo sapiens* IGHV7-4-1*02 -(IGHD)- IGHJ4*01, V124>L) [8.8.9] (145-260)] -linker 20-mer -*Pseudomonas aeruginosa* exotoxine A (ETA) [fragment précurseur 277-633, comprenant domaine II (281-393) dont site de clivage protéolytique par la furine (302-313), domaine Ib (394-433), domaine III (434-637)] (281-637) - hexahistidyl-lysyl-aspartyl-glutamyl-leucyl

oportuzumab monatox

inmunoglobulina scFv proteína de fusión, anti-[*Homo sapiens* transductor 1 de la señal de calcio asociado a los tumores (TACSTD1, proteína 2 asociada a los tumores gastrointestinales, GA733-2, glicoproteína epitelial 2, EGP-2, molécula de adhesión de las células epiteliales Ep-CAM, KSA, antígeno KS1/4, M4S1, antígeno tumoral 17-1A, CD326)] anticuerpo monoclonal humanizado scFv fusionado con la exotoxina A de *Pseudomonas aeruginosa*;
hexahistidil -scFv humanizado [V-KAPPA (*Homo sapiens* IGKV 1-39*01 (78%)- IGKJ1*01, I126>L) [11.3.9] (7-118) -linker 26-mer -VH (*Homo sapiens* IGHV7-4-1*02 -(IGHD)- IGHJ4*01, V124>L) [8.8.9] (145-260)] -linker 20-mer -*Pseudomonas aeruginosa* exotoxina A (ETA) [fragmento precursor 277-633, que comprende el dominio II (281-393) con el sitio de ruptura proteolítica por furina (302-313), dominio Ib (394-433), dominio III (434-637)] (281-637) - hexahistidil-lisil-aspartil-glutamyl-leucil

C₃₀₇₂H₄₇₂₃N₈₇₇O₉₅₂S₁₂

scFv fusion protein / scFv protéine de fusion / scFv proteína de fusión
 HHHHHHDIQM TQSPSSLSAS VGDRVTITCR STKSLLSHNG ITYLYWYQQK 50
 PGKAPKLLIY QMSNLAGVVP SRFSSSGSGT DFTLTISLQ PEDFATYYCA 100
 QNLEIPRTFG QGTVKELKRA TFSHNSHQVP SAGGPTANSQ TSGSEVQLVQ 150
 SGPGLVQPGG SVRISCAASG YFTFTNYGMNW VKQAPGKGLE WMGWINTYTG 200
 ESTYADSFKG RFTFSLD TSA SAAYLQINSL RAEDTAVYIC ARFAIKGDYW 250
 QGGTLLTVSS EFGGAPEFPK PSTPPGSSGL EGGSLAALTA HQACHLPLET 300
 FTRHRQPRGW EQLEQCGYPV QRLVALYLAA RLSWNQVDQV IRNALASPGS 350
 GGD LGEAIRE QPEQARLALT LAAAESERFV RQGTGNDEAG AASADVVSIT 400
 CPVAAGECAG PADS GDALLE RNYPTGA EFL GDGVDVSFST RGTQNWTVR 450
 LLQAHRLQEE RGVVFGYHG TFLEAAQSIV FGGVRRSQD LDAIWRGFIY 500
 AGDPALAYGY AQDQEPDARG RIRNGALLRV YVPRSSLPGF YRTGLTLAAP 550
 EAAGEVERLI GHPLPLRLDA ITGP EEGGR LETILGWPLA ERTVVI P SAI 600
 PTDPRNVGDD LDPSSIPDKE QAISALPDYA SQPGKPPHHH HHHKDEL 647

Disulfide bridges location / Position des ponts disulfure / Posiciones de los puentes disulfuro
 29-99 166-240 294-316 401-408

N-glycosylation site / Site de N-glycosylation / Posición de N-glicosilación
 445

panobacumabum #

panobacumab

immunoglobulin M-kappa [*Pseudomonas aeruginosa* serotype IATS O11], *Homo sapiens* monoclonal antibody with a *Mus musculus* J chain;
mu heavy chain (1-569) [*Homo sapiens* VH (IGHV3-74*01 (92.90%) -(IGHD)-IGHJ3*01) [8.7.10] (1-116) -IGHM*03 (117-569)], (130-219)-disulfide with kappa light chain (1'-219') [*Homo sapiens* V-KAPPA (IGKV2-30*01 (100%) -IGKJ4*01) [11.3.9] (1'-112') -IGKC*01 (113'-219'); (330-330'')-monodisulfide dimer; (407-407'':568-568'')-octadisulfide between 5 dimers (a-e) to form a pentamer; pentamer (407"a-15''':568e-69''')-bisdisulfide with *Mus musculus* J chain (1''''-138''')

panobacumab

immunoglobuline M-kappa [*Pseudomonas aeruginosa* sérotype IATS O11], *Homo sapiens* anticorps monoclonal avec la chaîne J de *Mus musculus*;
chaîne lourde mu (1-569) [*Homo sapiens* VH (IGHV3-74*01(92.90%) -(IGHD)-IGHJ3*01) [8.7.10] (1-116) -IGHM*03 (117-569)], (130-219)-disulfure avec la chaîne légère kappa (1'-219') [*Homo sapiens* V-KAPPA (IGKV2-30*01 (100%) -IGKJ4*01) [11.3.9] (1'-112') -IGKC*01 (113'-219'); dimère (330-330'')-monodisulfure; pentamère fait de 5 dimères (407-407'':568-568'')-octadisulfure; pentamère (407"a-15''':568e-69''')-bisdisulfure avec la chaîne J de *Mus musculus* (1''''-138''')

panobacumab

inmunoglobulina M-kappa [*Pseudomonas aeruginosa* serotipo IATS O11], anticuerpo monoclonal de *Homo sapiens* con una cadena J de *Mus musculus* ;
cadena pesada mu (1-569) [*Homo sapiens* VH (IGHV3-74*01(92.90%) -(IGHD)-IGHJ3*01) [8.7.10] (1-116) -IGHM*03 (117-569)], (130-219)-disulfuro con la cadena ligera kappa (1'-219') [*Homo sapiens* V-KAPPA (IGKV2-30*01 (100%) -IGKJ4*01) [11.3.9] (1'-112') -IGKC*01 (113'-219'); dímero (330-330'')-monodisulfuro; pentámero compuesto de 5 dímeros (407-407'':568-568'')-octadisulfuro; pentámero (407"a-15''':568e-69''')-bisdisulfuro con la cadena J de *Mus musculus* (1''''-138''')

C₃₈₇₁₄H₆₀₁₈₉N₁₀₆₃₇O₁₂₁₈₇S₃₂₂

Heavy chain / Chaîne lourde / Cadena pesada

```
EEQVVESSGG FVQPGGSLRL SCAASGTFPS PYWMHWVRQA PGKGLVWVSR 50
INSDGSTYHA DSVKGRFTIS RDNARNTLYL QMNSLRAEDT AVIYCARDRY 100
YGFEMWQGT MYTVSSGSAS APTLFFPLVSC EMSPSDTSV AVGCLAQDFL 150
PDSITFSSWKY KNSDISSTR GFPSVLRGGK VAATSQVLLP SKDVMQGTDE 200
HVCKVQHPN GNKEKNVPLP VIAELPKVKV VFVPPRDGPF GNPFRKSLIC 250
QATGFSRQI QVSWLREGKQ VGSVTTDQV QAEAKESGPT TYKVTSTLTI 300
KESDWLQSM FTCDVDRHGL TFQQNASSMC VPDQDTAIRV FAIPPSFASI 350
FLTKSTKLTG LVTDLTYYDS VTISWTRQNG EAVKTHTNIS ESHPNATFSA 400
VGEASICEDD WNSGERFTCT VHTDLPSPPL KQTI SRPKGV ALHRPDVYLL 450
FPAREQLNLR ESATITCLVT GFSPADVQV WMQRGQPLSP EKYVTSAPMP 500
EPQAPGRYFA HSILTVSSEE WNTGSEYTCV VAHEALPNRV TERTVDRKSTG 550
KPTLYNVSIV MSDTAGTCY 569
```

Light chain / Chaîne légère / Cadena ligera

```
DVVMTQSPLS LPVTLGQPAS ISCRSSQSLV YSDGNTYLNW FQQRFGQSPR 50
RLIYKVSNRD SGVPRDFSGS GSGTDFTLKI SRVEAEDVGV YYCQMGTHWP 100
LTFGGGKTYE IKRTVAAPSV FIFPPSDEQL KSGTASVUCL LNNFYPREAK 150
VQWKVDNALQ SGNSEQSVTE QDSKSTYSL SSTLTLKAD YEKHKVYACE 200
VTHQGLSSPV TRSPNRGEC 219
```

J chain / Chaîne J / Cadena J

```
GDDEATILAD NCMCTRVTS RIIPSTEDPN EDIVERNIRI VVPLNRENRI 50
SDPSTPLRRN FVYHLSDVCK KCDPVEVELE DQVVTATQSN ICNEDDGVEPE 100
TCYMYDRNKC YTTMPLRYH GETRMVQAAAL TPDSCYPD 138
```

Disulfide bridges location / Position des ponts disulfure /

Posiciones de los puentes disulfuro Intra chain

-IG monomer

Intra-H 22-95 144-204 250-313 360-419 467-529
22"-95" 144"-204" 250"-313" 360"-419" 467"-529"

Intra-L 23'-93' 139'-199' 233"-93" 139"-199"

Inter-H-L 130-219' 130"-219"

Inter-H-H 330-330''

-J chain and pentamer

Intra-J 13'''-102''' 72'''-92''' 110'''-135'''

Inter-H-H 407a-407''b 407b-407''c 407c-407''d 407d-407''e

568a-568''b 568b-568''c 568c-568''d 568d-568''e

Inter-H-J 407'a-15''' 568e-69'''

N-glycosylation sites / Sites de N-glycosylation / Posiciones de N-glicosilación

IG monomer : 162, 162'', 325, 325'', 388, 388'', 395, 395'', 556, 556''

J chain: 49'''

pitolisantum

pitolisant

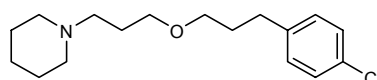
1-{3-[3-(4-chlorophenyl)propoxy]propyl}piperidine

pitolisant

1-{3-[3-(4-chlorophényl)propoxy]propyl}pipéridine

pitolisant

1-{3-[3-(4-clorofenil)propoxi]propil}piperidina

C₁₇H₂₆ClNO**pozaniclinum**

pozanicline

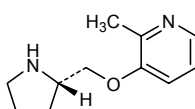
2-methyl-3-[[[(2S)-pyrrolidin-2-yl]methoxy]pyridine

pozanicline

2-méthyl-3-[[[(2S)-pyrrolidin-2-yl]méthoxy]pyridine

pozaniclina

2-metil-3-[[[(2S)-pirrolidin-2-il]metoxi]piridina

C₁₁H₁₆N₂O**racotumomabum #**

racotumomab

immunoglobulin G1-kappa, anti-idiotyp anti-[anti-(*N*-glycolylneuraminic acid (NeuGc, NGNA)-gangliosides GM3) *Mus musculus* IgM-kappa monoclonal antibody P3], *Mus musculus* monoclonal antibody;

gamma1 heavy chain (1-445) [*Mus musculus* VH (IGHV1S56*01 - (IGHD)-IGHJ2*01) [8.8.14] (1-121) -IGHG1*01, CH1 E84.2>Q, *N*-glycosylation sites CH2 N84.4, CH3 N84.4 (122-445)], (223-214')-disulfide with kappa light chain (1'-214') [*Mus musculus* V-KAPPA (IGHKV10-96*01 -IGKJ1*01) [6.3.9] (1'-107') -IGKC1*01 (108'-214')]; (225-225":228-228":230-230")-trisulfide dimer

racotumomab

immunoglobuline G1-kappa, anti-idiotyp anti-[anti-(acide *N*-glycolylneuraminique (NeuGc, NGNA)-gangliosides GM3) anticorps monoclonal IgM-kappa murin P3], *Mus musculus* anticorps monoclonal; chaîne lourde gamma1 (1-445) [*Mus musculus* VH (IGHV1S56*01 - (IGHD)-IGHJ2*01) [8.8.14] (1-121) -IGHG1*01, CH1 E84.2>Q, sites de *N*-glycosylation CH2 N84.4, CH3 N84.4 (122-445)], (223-214')-disulfure avec la chaîne légère kappa (1'-214') [*Mus musculus* V-KAPPA (IGHKV10-96*01 -IGKJ1*01) [6.3.9] (1'-107') -IGKC1*01 (108'-214')]; dimère (225-225":228-228":230-230")-trisulfure

racotumomab

inmunoglobulina G1-kappa, anti-idiotipo anti-[anti-(ácido *N*-glicolilneuramínico (NeuGc, NGNA)-gangliósidos GM3) anticuerpo monoclonal murino P3 IgM-kappa], anticuerpo monoclonal de *Mus musculus*;
cadena pesada gamma1 (1-445) [*Mus musculus* VH (IGHV1S56*01)-(IGHD)-IGHJ2*01] [8.8.14] (1-121) -IGHG1*01, CH1 E84.2>Q, posiciones de *N*-glicosilación CH2 N84.4, CH3 N84.4 (122-445)], (223-214')-disulfuro con la cadena ligera kappa (1'-214') [*Mus musculus* V-KAPPA (IGHKV10-96*01 -IGKJ1*01) [6.3.9] (1'-107') -IGKC1*01 (108'-214')]; dímero (225-225":228-228":230-230")-trisulfuro

C₆₄₇₆H₉₉₂₂N₁₇₁₂O₂₀₄₈S₅₀

Heavy chain / Chaîne lourde / Cadena pesada

QVQLQQSGAE	LVKPGASVKL	SCKASGYTFT	SYDINWVRQR	PEQGLEWIGW	50
IFPGDGSSTKY	NEKFRGKATL	TTDKSSSTAY	MQLSRLTSED	SAVYFCARED	100
YYDNSYYFDY	WGQGTTLTVS	SAKTTPPSVY	PLAPGSAQT	NSMVTLGCLV	150
KGYFPEPVTV	TWNSGSLSSG	VHTFPAVLQS	DLYTLSSSVI	VPSSPRPSET	200
VTCNVAHPAS	STKVDKKIIVP	RDCGCKPCIC	TVPEVSSVFI	FPPKPKDVLV	250
ITLTPKVTVCV	VVDISKDDPE	VQFSWFVDDV	EVHTAQTPQR	EEQFNSTFRS	300
VSELPIMHQD	WLNKKEFKCR	VNSAAFPAPI	EKTIKTKGR	PKAPQVVTIP	350
PPKEQMAKDK	VSLTCEITDF	FPEDITVEWQ	WNGQPAENYK	NTQPIIMTNG	400
SYFVYSKLVN	QKSNWEAGNT	FTCSVLHEGL	HNHHTKSL	HSPGK	445

Light chain / Chaîne légère / Cadena ligera

DIQMTQTTSS	LSASLGDRVT	ISCRASQDIS	NYLNWYQQKP	DGTVKLLIYY	50
TSRLHSGVPS	RFSGSGSGTD	YSLTISNLEQ	EDIATYFCQQ	GNTLPWTFGG	100
GTKLEIKRAD	AAPTVSIFFP	SSEQLTSGGA	SVVCFLNPFY	PKDINVRWKI	150
DGSERQNGVL	NSWTQDQSKD	STYSMSSTLT	LTKEDEYERHN	SYTCEATHKT	200
STSPIVKSFN	RNEC				214

Disulfide bridges location / Position des ponts disulfure / Posiciones de los puentes disulfuro

Intra-H	22-96	148-203	259-319	365-423
	22"-96"	148"-203"	259"-319"	365"-423"
Intra-L	23'-88'	134'-194'		
	23"'-88'"	134"'-194'"		
Inter-H-L	223-214'	223"-214"		
Inter-H-H	225-225"	228-228"	230-230"	

N-glycosylation sites / Sites de *N*-glycosylation / Posiciones de *N*-glicosilación
295, 295"

ramucirumabum

ramucirumab

immunoglobulin G1-kappa, anti-[*Homo sapiens* vascular endothelial growth factor receptor 2 (VEGFR2, KDR, kinase insert domain receptor, FLK1, CD309) extracellular domain], *Homo sapiens* monoclonal antibody;
gamma1 heavy chain (1-446) [*Homo sapiens* VH (IGHV3-21*01(99.00%)-(IGHD)-IGHJ3*02) [8.8.9] (1-116) -IGHG1*03, R120>K (117-446)], (219-214')-disulfide with kappa light chain (1'-214') [*Homo sapiens* V-KAPPA (IGKV1-12*01 (85.30%) -IGKJ4*01, E125>D) [6.3.9] (1'-107') -IGKC*01, R1.4>G (108'-214')]; (225-225":228-228")-bisulfide dimer

ramucirumab

immunoglobuline G1-kappa, anti-[*Homo sapiens* récepteur 2 du facteur de croissance endothélial vasculaire (VEGFR2, KDR, récepteur à domaine insert kinase, FLK1, CD309) domaine extracellulaire], *Homo sapiens* anticorps monoclonal;
chaîne lourde gamma1 (1-446) [*Homo sapiens* VH (IGHV3-21*01 (99.00%)-(IGHD)-IGHJ3*02) [8.8.9] (1-116) -IGHG1*03, R120>K (117-446)], (219-214')-disulfure avec la chaîne légère kappa (1'-214') [*Homo sapiens* V-KAPPA (IGKV1-12*01 (85.30%) -IGKJ4*01, E125>D) [6.3.9] (1'-107') -IGKC*01, R1.4>G (108'-214')]; dimère (225-225":228-228")-bisulfure

ramucirumab

inmunoglobulina G1-kappa, anti-[receptor 2 del factor de crecimiento endotelial vascular de *Homo sapiens* (conocido como: VEGFR2, KDR, receptor con dominio inserto-kinasa, FLK1, CD309) dominio extracelular], anticuerpo monoclonal de *Homo sapiens*; cadena pesada gamma1 (1-446) [*Homo sapiens* VH (IGHV3-21*01 (99.00%) -(IGHD)-IGHJ3*02) [8.8.9] (1-116) -IGHG1*03, R120>K (117-446)], (219-214')-disulfuro con la cadena ligera kappa (1'-214') [*Homo sapiens* V-KAPPA (IGKV1-12*01 (85.30%) -IGKJ4*01, E125>D) [6.3.9] (1'-107') -IGKC*01, R1.4>G (108'-214')]; dímero (225-225''-228-228'')-bisdisulfuro

C₆₃₇₄H₉₈₉₆N₁₆₉₂O₁₉₉₆S₄₆

Heavy chain / Chaîne lourde / Cadena pesada

```
EVQLVQSGGG LVKPGGSLRL SCAASGFTFS SYSMNWVQRQ PGKGLEWVSS 50
ISSSSSYIYY ADSVKGFRFTI SRDPAKNSLY LQMNLSRAED TAVYYCARVT 100
DAFDIWGQGT MVTVSSASTK GPSVFPPLAPS SKSTSGGTAA LGCLVKDYFP 150
EPVTVSNWNG ALTSQVHTFP AVLQSSGLYS LSSVVTVPSS SLGTQTYICN 200
VNHKPSNTKV DKKVEPKSCD KHTTCCPPCPA PELLGGPSVF LFPFKKDTL 250
MISRTPPEVTC VVVDVSHEDP EVKFNWYVDG VEVHNAKTKP REEQYNSTYR 300
VSVLTVLHQ DLWLNKGEYKC KVSNAKLPAP IEKTIKAKG QPREPQVYTL 350
PPSREEMTRN QVSLTCLVKG FYPSDIAVEW ESNQGPENNY KTTTPVLDSD 400
GSFFLYSKLT VDKSRWQQGN VFSCSVMEHA LHNHYTQKSL SLSPGK 446
```

Light chain / Chaîne légère / Cadena ligera

```
DIQMTQSPSS VSASIGDRVT ITCRASQID NWLWVYQQKP GKAPKLLIYD 50
ASNLDTGVPS RFGSGSGTY FTLTISSLQA EDFAVYFCQQ AKAFPTFGG 100
GTRKVDIKGTV AAPSVFIFPP SDEQLKSGTA SVVCLLNNFY PREAKVQWKV 150
DNALQSGNSQ ESVTEQDSKD STYSLSTLT LSKADYKHK VYACEVTHQG 200
LSSPVTKSFN RGEK 214
```

Disulfide bridges location / Position des ponts disulfure / Posiciones de los puentes disulfuro

```
Intra-H 22-96 143-199 260-320 366-424
          22"-96" 143"-199" 260"-320" 366"-424"
Intra-L 23"-88" 134"-194"
          23"-88" 134"-194"
Inter-H-L 219-214' 219"-214'"
Inter-H-H 225-225" 228-228"
```

N-glycosylation sites / Sites de N-glycosylation / Posiciones de N-glicosilación
296, 296"

regorafenibum

regorafenib

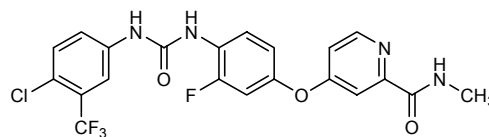
4-[4-({[4-chloro-3-(trifluoromethyl)phenyl]carbamoyl}amino)-3-fluorophenoxy]-N-methylpyridine-2-carboxamide

régorafénib

4-[4-({[4-chloro-3-(trifluorométyl)phényl]carbamoyl}amino)-3-fluorophénoxy]-N-méthylpyridine-2-carboxamide

regorafenib

4-[4-({[4-cloro-3-(trifluorometil)fenil]carbamoi}amino)-3-fluorofenoxi]-N-metilpiridina-2-carboxamida

C₂₁H₁₅ClF₄N₄O₃

rifermingenum pecaplasmidum #

rifermingene pecaplasmid

plasmid DNA vector with a conditional origin of replication (pCOR) expressing a hybrid protein consisting of a secretion signal peptide from human fibroblast interferon β fused to the N-terminus of a truncated form of the human fibroblast growth factor-1 (FGF-1) from amino acid 21 to 154 under the control of a cytomegalovirus promoter

rifermiogène pécaplasme	vecteur constitué d'ADN plasmidique avec origine de réplication conditionnelle (pCOR), exprimant une protéine hybride constituée d'un peptide signal de sécrétion de l'interféron β de fibroblaste humain, fusionnée à l'extrémité N-terminale de la forme tronquée du facteur de croissance des fibroblastes-1 (FGF-1) de l'acide aminé 21 au 154, sous le contrôle d'un promoteur de cytomegalovirus
rifermiogén pecaplásmido	vector de DNA plasmídico con un origen de replicación condicionado (pCOR) que expresa una proteína híbrida que consiste en el péptido señal de secreción del interferón β de fibroblastos humanos, fusionado con la región amino terminal de una forma truncada del factor de crecimiento de fibroblastos humano-1 (FGF-1), desde el aminoácido 21 al 154, bajo el control de un promotor de citomegalovirus
robatumumabum # robatumumab	immunoglobulin G1-kappa, anti-[<i>Homo sapiens</i> insulin-like growth factor I receptor (IGF-1R, CD221)], <i>Homo sapiens</i> monoclonal antibody; gamma1 heavy chain (1-448) [<i>Homo sapiens</i> VH (IGHV3-48*03 (87.80%) -(IGHD)-IGHJ6*01) [8.7.12] (1-118) -IGHG1*01 (119-448)], (221-214')-disulfide with kappa light chain (1'-214') [<i>Homo sapiens</i> V-KAPPA (IGKV3-20*01 (83.30%) -IGKJ1*01) [6.3.9] (1'-107') -IGKC*01] (108'-214'); (227-227":230-230")-bisdisulfide dimer
robatumumab	immunoglobuline G1-kappa, anti-[<i>Homo sapiens</i> récepteur du facteur de croissance analogue à l'insuline 1 (IGF-1R, CD221)], <i>Homo sapiens</i> anticorps monoclonal; chaîne lourde gamma1 (1-448) [<i>Homo sapiens</i> VH (IGHV3-48*03 (87.80%) -(IGHD)-IGHJ6*01) [8.7.12] (1-118) -IGHG1*01 (119-448)], (221-214')-disulfure avec la chaîne légère kappa (1'-214') [<i>Homo sapiens</i> V-KAPPA (IGKV3-20*01 (83.30%) -IGKJ1*01) [6.3.9] (1'-107') -IGKC*01] (108'-214'); dimère (227-227":230-230")-bisdisulfure
robatumumab	inmunoglobulina G1-kappa, anti-[receptor del factor de crecimiento insulínico tipo 1 de <i>Homo sapiens</i> (IGF-1R, CD221)], anticuerpo monoclonal de <i>Homo sapiens</i> ; cadena pesada gamma1 (1-448) [<i>Homo sapiens</i> VH (IGHV3-48*03 (87.80%) -(IGHD)-IGHJ6*01) [8.7.12] (1-118) -IGHG1*01 (119-448)], (221-214')-disulfuro con la cadena ligera kappa (1'-214') [<i>Homo sapiens</i> V-KAPPA (IGKV3-20*01 (83.30%) -IGKJ1*01) [6.3.9] (1'-107') -IGKC*01] (108'-214'); dímero (227-227":230-230")-bisdisulfuro

C₆₄₁₈H₉₉₆₀N₁₇₃₂O₁₉₉₂S₄₂

Heavy chain / Chaîne lourde / Cadena pesada

EVQLVQSGGG LVKPGGSLRL SCAASGFTFS SFAMHWVRQA PGKGLEWISV 50
 IDTRGATYYA DSVKGRFTIS RDNAKNSLYL QMNSLRAEDT AVYYCARLGN 100
 FYYGMDVWVGQ GTTIVTVSSAS TKGPSVFPLA PSSKSTSGGT AALGCLVKDY 150
 FPEPVTVSWN SGALTSGVHT FPAVLQSSGL YSLSSVVTVP SSSLGTQTYI 200
 CNVNHKPSNT KVDKVEPKS CDKTHTCPPC PAPELLGGPS VFLFPPKPKD 250
 TLMISRTPEV TCVVVDVSH E DPEVKFNWYV DGEVHNAKT KPREEQYNST 300
 YRVVSVLTVL HQDWLNGKEY KCKVSNKALP APIEKTISKA KGQPREPVY 350
 TLPPSRDEL TKNQVSLTCLV KGFYPSDIAV EWESNGQPEN NYKTTTPVLD 400
 SDGSFFLYSK LTVDKSRWQQ GNVFSCSVMH EALHNYHTQK SLSLSPGK 448

Light chain / Chaîne légère / Cadena ligera

EIVLTQSPGT LSVSPGERAT LSCRASQSIG SSLHWYQQKP GQAPRLLIKY 50
 ASQSLSGIPD RFGSGSGTD FTLTISRLEP EDFAVYYCHQ SRLPHTFGQ 100
 GTKVEIKRTV AAPSVFIFPP SDEQLKSGTA SVVCLLNNFY PREAKVQWKV 150
 DNALQSGNSQ ESVTEQDSK STYLSLSTLT LSKADYEKHK VYACEVTHQG 200
 LSSPVTKSFN RGE C 214

Disulfide bridges location / Position des ponts disulfure / Posiciones de los puentes disulfuro

Intra-H 22-95 145-201 262-322 368-426
 22"-95" 145"-201" 262"-322" 368"-426"
 Intra-L 23'-88' 134'-194'
 23'''-88''' 134'''-194'''
 Inter-H-L 221-214' 221"-214"
 Inter-H-H 227-227" 230-230"

N-glycosylation sites / Sites de N-glycosylation / Posiciones de N-glicosilación

298, 298"

selumetinibum

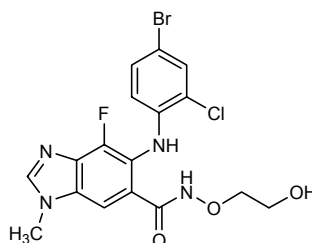
selumetinib

5-[(4-bromo-2-chlorophenyl)amino]-4-fluoro-*N*-(2-hydroxyethoxy)-1-methyl-1*H*-benzimidazole-6-carboxamide

sélumétinib

5-[(4-bromo-2-chlorophényl)amino]-4-fluoro-*N*-(2-hydroxyéthoxy)-1-méthyl-1*H*-benzimidazole-6-carboxamide

selumetinib

5-[(4-bromo-2-clorofenil)amino]-4-fluoro-*N*-(2-hidroxiétoxi)-1-metil-1*H*-benzoimidazol-6-carboxamidaC₁₇H₁₅BrClFN₄O₃**serlopitantum**

serlopitant

3-[(3*aR*,4*R*,5*S*,7*aS*)-5-[(1*R*)-1-[3,5-bis(trifluoromethyl)phenyl]ethoxy]-4-(4-fluorophenyl)octahydro-2*H*-isoindol-2-yl]cyclopent-2-en-1-one

serlopitant

3-[(3*aR*,4*R*,5*S*,7*aS*)-5-[(1*R*)-1-[3,5-bis(trifluorométhyl)phényl]éthoxy]-4-(4-fluorophényl)octahydro-2*H*-isoindol-2-yl]cyclopent-2-énone

serlopitant

3-[(3*aR*,4*R*,5*S*,7*aS*)-5-[(1*R*)-1-[3,5-bis(trifluorometil)fenil]etoxi]-4-(4-fluorofenil)octahidro-2*H*-isoindol-2-il]ciclopent-2-en-1-ona

sobetiromum

sobetirome

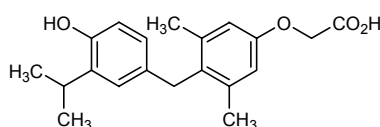
(4-[[4-hydroxy-3-(propan-2-yl)phényl]méthyl]-3,5-diméthylphénoxy)acétique

sobétirome

acide (4-[[4-hydroxy-3-(1-méthyléthyl)phényl]méthyl]-3,5-diméthylphénoxy)acétique

sobetiroma

ácido (4-[[4-hidroxi-3-(propan-2-il)fenil]metil]-3,5-dimetilfenoxi)acético

C₂₀H₂₄O₄**sofiniclinum**

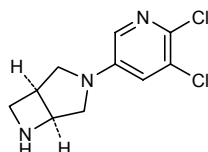
sofinicline

(1*S*,5*S*)-3-(5,6-dichloropyridin-3-yl)-3,6-diazabicyclo[3.2.0]heptane

sofinicline

(-)-(1*S*,5*S*)-3-(5,6-dichloropyridin-3-yl)-3,6-diazabicyclo[3.2.0]heptane

sofiniclina

(1*S*,5*S*)-3-(5,6-dicloropiridin-3-il)-3,6-diazabicyclo[3.2.0]heptanoC₁₀H₁₁Cl₂N₃**solanezumabum #**

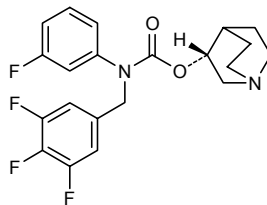
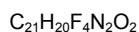
solanezumab

immunoglobulin G1-kappa, anti-[*Homo sapiens* amyloid-beta (Abeta) peptide soluble monomer], humanized monoclonal antibody; gamma1 heavy chain [humanized VH (*Homo sapiens*IGHV3-23*04 (87.60%) -(IGHD)-IGHJ4*01) [8.8.5] (1-112) -*Homo sapiens*IGHG1*01, CH3 K130>del (113-441)], (215-219')-disulfide with kappa light chain (1'-219') [humanized V-KAPPA (*Homo sapiens*IGKV2-30*01 (90.00%) -IGKJ1*01) [11.3.9] (1'-112') -*Homo sapiens*IGKC*01 (113'-219')]; (221-221'':224-224'')-bisdisulfide dimer

solanezumab

immunoglobuline G1-kappa, anti-[*Homo sapiens* amyloïde-bêta (Abeta) peptide monomère soluble], anticorps monoclonal humanisé; chaîne lourde gamma1 [VH humanisé (*Homo sapiens*IGHV3-23*04 (87.60%) -(IGHD)-IGHJ4*01) [8.8.5] (1-112) -*Homo sapiens*IGHG1*01, CH3 K130>del (113-441)], (215-219')-disulfure avec la chaîne légère kappa (1'-219') [V-KAPPA humanisé (*Homo sapiens*IGKV2-30*01 (90.00%) -IGKJ1*01) [11.3.9] (1'-112') -*Homo sapiens*IGKC*01 (113'-219')]; dimère (221-221'':224-224'')-bisdisulfure

solanezumab	<p>inmunoglobulina G1-kappa, anti-[péptido amiloide-beta (Abeta) monomérico soluble de <i>Homo sapiens</i>], anticuerpo monoclonal humanizado;</p> <p>cadena pesada gamma1 [VH humanizada (<i>Homo sapiens</i> IGHV3-23*04 (87.60%) -(IGHD)-IGHJ4*01) [8.8.5] (1-112) -<i>Homo sapiens</i> IGHG1*01, CH3 K130>del (113-441)], (215-219')-disulfuro con la cadena ligera kappa (1'-219') [V-KAPPA humanizada (<i>Homo sapiens</i> IGKV2-30*01 (90.00%) -IGKJ1*01) [11.3.9] (1'-112') -<i>Homo sapiens</i> IGKC*01 (113'-219')]; dímero (221-221":224-224")-bisdisulfuro</p> <p>C₆₃₉₆H₉₉₂₂N₁₇₁₂O₁₉₉₆S₄₂</p> <p>Heavy chain / Chaîne lourde / Cadena pesada</p> <pre> EVQLVESGGG LVQPGGSLRL SCAASGFTFS RYSMSWVRQA PGKGLELVAQ 50 INSVGNSTYY PDTVKGRFTI SRDNAKNTLY LQMNLSRAED TAVYYCASGD 100 YWGQGLTVTV SSASTKGPSV FPLAPSSKST SGGTAALGCL VKDYFPEPVT 150 VSWNSGALTS GVHTFFAVLQ SSGLYSLSSV VTPVSSSLGT QTYICNVNHK 200 PSNTKVDKVK EPKSCDKTHT CPFCPAPELL GGPSVFLFPP KPKDTLMISR 250 TPEVTCVVVD VSHEDPEVKF NWYVDGVEVH NAKTKPREEQ YNSTYRVVSV 300 LTVLHQDWLN GKEYKCRVSN KALPAPIEKT ISKAKGQPRE PQVYTLPPSR 350 DELTKNQVSL TCLVKGFYPS DIAVEWESNG QPENNYKTFP PVLDSGDSFF 400 LYSKLTVDKS RWQQGNVFSC SVMHEALHNN YTKKSLSLSP G 441 </pre> <p>Light chain / Chaîne légère / Cadena ligera</p> <pre> DVVMTQSPLS LPVTLGQPAS ISCRSSQSLI YSDGNAYLHW FLQKPGQSPR 50 LLIYKVSNRF SGVPDRFSGS GSGTDFTLKI SRVEAEDVGV YYCSQTHVP 100 WTFGQGTKVE IKRTVAAPSV FIFPPSDEQL KSGTASVVCL LNNFYPREAK 150 VQWKVDNALQ SGNSQESVTE QDSKDSSTYSL SSTLTLSKAD YEKHKVYACE 200 VTHQGLSSPV TKSFNREGC 219 </pre> <p>Disulfide bridges location / Position des ponts disulfure / Posiciones de los puentes disulfuro</p> <p>Intra-H 22-96 139-195 256-316 362-420 22"-96" 139"-195" 256"-316" 362"-420"</p> <p>Intra-L 23'-93' 139"-199" 23'"-93'" 139'"-199'"</p> <p>Inter-H-L 215-219' 215"-219"</p> <p>Inter-H-H 221-221" 224-224"</p> <p>N-glycosylation sites / Sites de N-glycosylation / Posiciones de N-glicosilación 292, 292"</p>
taberminogenum vadenovecum # taberminogene vadenovec	<p>recombinant E1a and E3 deleted (non-replicating), adenovirus (serotype 5) containing a vascular endothelial growth factor – D (VEGF-D) gene driven by a CMV promoter</p>
taberminogène vadénovec	<p>adénovirus (sérotipe 5) recombinant (non répliquant), régions E1a et E3 supprimées, contenant un gène du facteur de croissance de l'endothélium vasculaire – D (VEGF-D), sous contrôle d'un promoteur de cytomégalovirus (CMV)</p>
taberminogén vadenovec	<p>adenovirus recombinante (serotipo 5) (no replicativo) con deleción de los genes E1a y E3, que contiene el factor de crecimiento endotelial vascular – D (VEGF-D) bajo el control de un promotor de citomegalovirus (CMV)</p>
tarafenacinum tarafenacin	<p>(3R)-1-azabicyclo[2.2.2]octan-3-yl (3-fluorophenyl)[(3,4,5-trifluorophenyl)methyl]carbamate</p>
tarafénacine	<p>(3-fluorophényl)[(3,4,5-trifluorophényl)méthyl]carbamate de (3R)-1-azabicyclo[2.2.2]oct-3-yle</p>
tarafenacina	<p>(3-fluorofenil)[(3,4,5-trifluorofenil)metil]carbamato de (3R)-1-azabicyclo[2.2.2]octan-3-ilo</p>



telcagepantum
telcagepant

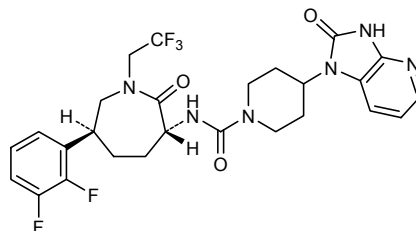
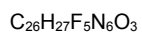
N-[(3*R*,6*S*)-6-(2,3-difluorophenyl)-2-oxo-1-(2,2,2-trifluoroethyl)azepan-3-yl]-4-(2-oxo-2,3-dihydro-1*H*-imidazo[4,5-*b*]pyridin-1-yl)piperidine-1-carboxamide

telcagépant

N-[(3*R*,6*S*)-6-(2,3-difluorophényl)-2-oxo-1-(2,2,2-trifluoroéthyl)-azépan-3-yl]-4-(2-oxo-2,3-dihydro-1*H*-imidazo[4,5-*b*]pyridin-1-yl)pipéridine-1-carboxamide

telcagepant

N-[(3*R*,6*S*)-6-(2,3-difluorofenil)-2-oxo-1-(2,2,2-trifluoroetil)azepan-3-il]-4-[2-oxo-2,3-dihidro-1*H*-imidazo[4,5-*b*]piridin-1-il]piperidina-1-carboxamida



tilivapramum
tilivapram

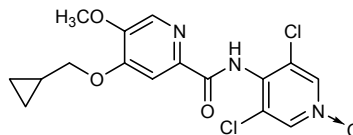

4-[4-(cyclopropylmethoxy)-5-methoxypyridine-2-carboxamido]-3,5-dichloropyridine 1-oxide

tilivapram

1-oxide de 4-[4-(cyclopropylméthoxy)-5-méthoxypyridine-2-carboxamido]-3,5-dichloropyridine

tilivapram

1-óxido de 4-[4-(ciclopropilmetoxi)-5-metoxipiridina-2-carboxamido]-3,5-dicloropiridina



toceranibum

toceranib

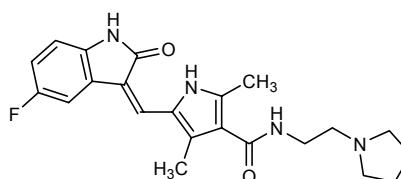
5-[(5Z)-(5-fluoro-2-oxo-1,2-dihydro-3H-indol-3-ylidene)méthyl]-2,4-diméthyl-N-[2-(pyrrolidin-1-yl)éthyl]-1H-pyrrole-3-carboxamide

tocéranib

5-[(5Z)-(5-fluoro-2-oxo-1,2-dihydro-3H-indol-3-ylidène)méthyl]-2,4-diméthyl-N-[2-(pyrrolidin-1-yl)éthyl]-1H-pyrrole-3-carboxamide

toceranib

5-[(5Z)-(5-fluoro-2-oxo-1,2-dihydro-3H-indol-3-ilideno)metil]-2,4-dimetil-N-[2-(pirrolidin-1-il)etil]-1H-pirrol-3-carboxamida

C₂₂H₂₅FN₄O₂**tozasertibum**

tozasertib

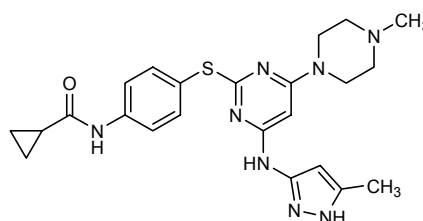
N-[4-({4-(4-méthylpiperazin-1-yl)-6-[(5-méthyl-1H-pyrazol-3-yl)amino]pyrimidin-2-yl)sulfanyl}phényl)cyclopropanecarboxamide

tozasertib

N-[4-({4-(4-méthylpipérazin-1-yl)-6-[(5-méthyl-1H-pyrazol-3-yl)amino]pyrimidin-2-yl)sulfanyl}phényl)cyclopropanecarboxamide

tozasertib

N-[4-({4-(4-metilpiperazin-1-il)-6-[(5-metil-1H-pirazol-3-il)amino]pirimidin-2-il)sulfanil}fenil)ciclopropanocarboxamida

C₂₃H₂₈N₈OS**vanutidum cridificarum #**

vanutide cridificar

inactivated diphtheria toxin (carrier) covalently linked to human beta-amyloid protein 42 short fragments:
 pentadecakis[N^{6-Lys}-(sulfanylacetyl)]-[52-glutamic acid(G>E)]diphtheria toxin *Corynebacterium diphtheriae* thioether with human beta-amyloid protein 42-(1-7)-peptidylcysteine

vanutide cridificar

court fragment de la protéine 42 bêta-amyloïde liée de façon covalente à la toxine diphtérique inactivée (vecteur) : thioéthers entre la protéine 42 bêta-amyloïde humaine-(1-7)peptidylcystéine et la pentadécakis[N^{6-Lys}-(sulfanylacétyl)]-[52-acide glutamique(G>E)]toxine diphtérique *Corynebacterium diphtheriae*

vanutida cridificar

pequeño fragmento de la proteína 42 beta-amiloide unido covalentemente a la toxina diftérica inactivada (vector) : tioéteres entre la proteína 42 beta-amiloide humana-(1-7)peptidilcisteína y la pentadecakis[*N*^ε-Lys⁻-(sulfanilacetil)]-[52-ácido glutámico G>E]]toxina diftérica *Corynebacterium diphtheriae*

C₃₂₁₅H₄₉₁₆N₉₀₀O₁₀₅₃S₂₇

```
GADDVVDSSK SFVMENFSSY HGTKPGYVDS IQKGIQKPKS GTQGNVDDDW 50
KEFYSTDNKY DAAGYSVDNE NPLSGKAGGV VKVTYPGLTK VLALKVDNAE 100
TIKKELGLSL TEPLMEQVGT EEFIKRFGDG ASRVVLSLFP AEGSSSVEYI 150
NNWEQAKALS VELEINFETR GKRQDAMYE YMAQACAGNR VRRSVGSLSL 200
CINLDWDVIR DKTTKIESL KEHGPIKNKM SESPNKTVSE EKAKQYLEEF 250
HQTALHPPEL SELKTVTGTN PVFAGANYAA WAVNVAQVID SETADNLEKT 300
TAALSILPGI GSVMGADGA VHHNTEEIVA QSIALSSLMV AQAIPLVGEEL 350
VDIGFAAYNF VESIINLFQV VHNSYNRPAY SPGHKTQPFH HDGYAVSWNT 400
VEDSIIIRTGF QGESGHDIKI TAENTPLPIA GVLLPTIPGK LDVNKSKTHI 450
SVNGRKIRMR CRAIDGDVTF CRPKSPVYVG NGVHANLHVA FHRSSSEKIH 500
SNEISSDSIG VLGYQKTVDH TKVNSKLSLF FEIKS 535
```

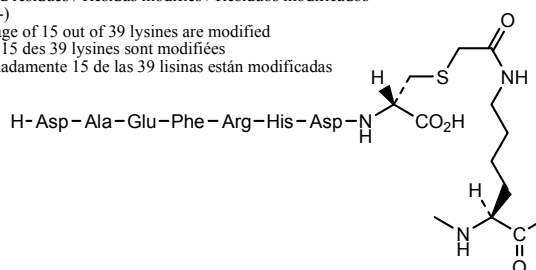
Modified residues / Résidus modifiés / Residuos modificados

K (-Lys-)

an average of 15 out of 39 lysines are modified

environ 15 des 39 lysines sont modifiées

aproximadamente 15 de las 39 lisinas están modificadas

Disulfide bridges location / Position des ponts disulfure / Posiciones de los puentes disulfuro
186-201 461-471vedolizumabum #
vedolizumab

immunoglobulin G1-kappa, anti-[*Homo sapiens* alpha4beta7 integrin (lymphocyte Peyer's patch adhesion molecule 1, LPAM-1), humanized monoclonal antibody;
gamma1 heavy chain (1-451) [humanized VH (*Homo sapiens*IGHV1-3*01 (84.70%) -(IGHD)-IGHJ4*01) [8.8.14] (1-121) -*Homo sapiens*IGHG1*01, CH2 L1.2>A, G1>A (122-451)], (224-219')-disulfide with kappa light chain (1'-219') [humanized V-KAPPA (*Homo sapiens*IGKV2-29*02 (84.00%) -IGKJ2*01, L124>V) [11.3.9] (1'-112') -*Homo sapiens*IGKC*01 (113'-219')]; (230-230":233-233")-bisdisulfide dimer

védolizumab

immunoglobuline G1-kappa, anti-[*Homo sapiens* intégrine alpha4bêta7 (molécule 1 d'adhésion des lymphocytes des plaques de Peyer, LPAM-1), anticorps monoclonal humanisé;
chaîne lourde gamma1 (1-451) [VH humanisé (*Homo sapiens*IGHV1-3*01 (84.70%) -(IGHD)-IGHJ4*01) [8.8.14] (1-121) -*Homo sapiens*IGHG1*01, CH2 L1.2>A, G1>A (122-451)], (224-219')-disulfure avec la chaîne légère kappa (1'-219') [V-KAPPA humanisé (*Homo sapiens*IGKV2-29*02 (84.00%) -IGKJ2*01, L124>V) [11.3.9] (1'-112') -*Homo sapiens*IGKC*01 (113'-219')]; dimère (230-230":233-233")-bisdisulfure

vedolizumab

inmunoglobulina G1-kappa, anti-[integrina alfa4beta7 de *Homo sapiens* (conocida como: molécula 1 de adhesión de los linfocitos de las placas de Peyer, LPAM-1), anticuerpo monoclonal humanizado; cadena pesada gamma1 (1-451) [VH humanizado (*Homo sapiens* IGHV1-3*01 (84.70%) -(IGHD)-IGHJ4*01 [8.8.14] (1-121) -*Homo sapiens* IGHG1*01, CH2 L1.2>A, G1>A (122-451)) , (224-219')-disulfuro con la cadena ligera kappa (1'-219') [V-KAPPA humanizada (*Homo sapiens* IGKV2-29*02 (84.00%) -IGKJ2*01, L124>V) [11.3.9] (1'-112') -*Homo sapiens* IGKC*01 (113'-219')]; dímero (230-230":233-233")-bisdisulfuro

C₆₅₂₈H₁₁₀₀₇₂N₁₇₃₂O₂₀₄₂S₄₂

Heavy chain / Chaîne lourde / Cadena pesada

```

QVQLVQSGAE VKKPGASVKV SCRKSGYTFT SYWMHWVRQA PGQRLEWIGE 50
IDPESSENTNY NQKFKGRVTL TVDISASTAY MELSSLRSED TAVYYCARGG 100
YDGWDYAIIDY WQQGTLVTVS SASTKGPSVF PLAPSSKSTS GGTAALGCLV 150
KDYFPEPVTV SWNSGALTSG VHTFPAVLQS SGLYSLSSVV TVPSSSLGTQ 200
TYICNVNHKP SNTKVDKKVE PKSCDKHTC PPCPAPELAG APSVLEFPK 250
PKDTLMISSRT PEVTCVVVDV SHEDPEVKFN WYVDGVEVHN AKTKPREEQY 300
NSTYRVVSVL TVLHQDWLNG KEYKCKVSNK ALPAPIEKTI SKARGQPREP 350
QVYTLPPSRD ELTKNQVSLT CLVKGFYPSD IAVEWESNGQ PENNYKTPPP 400
VLDSDSGFFL YSKLTVDKSR WQQGNVFCSS VMHEALHNHY TQKSLSLSPG 450
K

```

Light chain / Chaîne légère / Cadena ligera

```

DVVMTQSPLS LPVTPGEPAS ISCRSSQSLA KSYGNTYLSW YLQKPGQSPQ 50
LLIYGISNRF SGVDFRFSGS GSGTDFTLKI SRVEAEDVGV YYCLQGTQHP 100
YTFGQGTQVE IKRTVAAPSV FIFPPSDEQL KSGTASVVCL LNNFYPREAK 150
VQWVKVDNALQ SGNSQESVTE QDSKDSSTYSL SSTLTLSKAD YEKHKVYACE 200
VTHQGLSSPV TRSFNRGEC

```

Disulfide bridges location / Position des ponts disulfure / Posiciones de los puentes disulfuro

```

Intra-H 22-96 148-204 265-325 371-429
          22"-96" 148"-204" 265"-325" 371"-429"
Intra-L 23'-93' 139'-199'
          23"'-93"" 139"'-199""
Inter-H-L 224-219' 224"-219"
Inter-H-H 230-230" 233-233"

```

N-glycosylation sites / Sites de N-glycosylation / Posiciones de N-glicosilación
301, 301"

zicronapinum

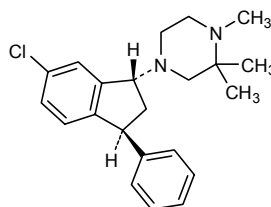
zicronapine

4-[(1*R*,3*S*)-6-chloro-3-phenyl-2,3-dihydro-1*H*-inden-1-yl]-1,2,2-trimethylpiperazine

zicronapine

4-[(1*R*,3*S*)-6-chloro-3-phényl-2,3-dihydro-1*H*-indén-1-yl]-1,2,2-triméthylpipérazine

zicronapina

4-[(1*R*,3*S*)-6-cloro-3-fenil-2,3-dihidro-1*H*-inden-1-il]-1,2,2-trimetilpiperazinaC₂₂H₂₇ClN₂

**AMENDMENTS TO PREVIOUS LISTS
MODIFICATIONS APPORTÉES AUX LISTES ANTÉRIEURES
MODIFICACIONES A LAS LISTAS ANTERIORES**

Recommended International Non Proprietary Names (Rec. INN): List 53
Dénominations communes internationales recommandées (DCI Rec.): Liste 53
Denominaciones Comunes Internacionales Recomendadas (DCI Rec.): Lista 53
(WHO Drug Information, Vol. 19, No. 1, 2005)

p. 83 *suprimase* *insértese*
 lenalidomide lenalidomida

Recommended International Non Proprietary Names (Rec. INN): List 59
Dénominations communes internationales recommandées (DCI Rec.): Liste 59
Denominaciones Comunes Internacionales Recomendadas (DCI Rec.): Lista 59
(WHO Drug Information, Vol. 21, No. 2, 2007)

p. 45 *supprimer* *insérer*
 bromure d'azixomère bromure d'azoximère

Recommended International Non Proprietary Names (Rec. INN): List 61
Dénominations communes internationales recommandées (DCI Rec.): Liste 61
Denominaciones Comunes Internacionales Recomendadas (DCI Rec.): Lista 61
(WHO Drug Information, Vol. 23, No. 1, 2009)

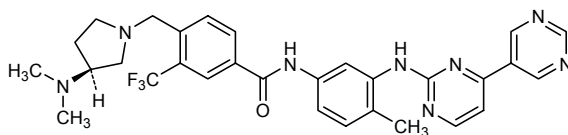
p. 52 **bafetinibum**
 bafetinib
 bafétinib
 bafetinib

replace the chemical name and the structure by the following
remplacer le nom chimique et la structure par les suivants
sustitúyase el nombre químico y la fórmula desarrollada por los siguientes

N-{3-[[[4,5'-bipyrimidin]-2-yl]amino]-4-methylphenyl}-4-[[[(3S)-3-(dimethylamino)pyrrolidin-1-yl]methyl]-3-(trifluoromethyl)benzamide

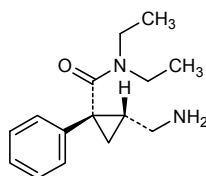
N-{3-[[[4,5'-bipyrimidin]-2-yl]amino]-4-méthylphényl}-4-[[[(3S)-3-(diméthylamino)pyrrolidin-1-yl]méthyl]-3-(trifluorométhyl)benzamide

N-{3-[[[4,5'-bipirimidin]-2-il]amino]-4-metilfenil}-4-[[[(3S)-3-(dimetilamino)pirrolidin-1-il]metil]-3-(trifluorometil)benzamida



p. 66 **levomilnacipranum**
levomilnacipran
lévomilnacipran
levomilnaciprán

replace the structure by the following
remplacer la structure par la suivante
sustitúyase la fórmula desarrollada por la siguiente



Electronic structure available on Mednet: <http://mednet.who.int/>
Structure électronique disponible sur Mednet: <http://mednet.who.int/>
Estructura electrónica disponible en Mednet: <http://mednet.who.int/>

Procedure and Guiding Principles / Procédure et Directives / Procedimientos y principios generales

The text of the *Procedures for the Selection of Recommended International Nonproprietary Names for Pharmaceutical Substances* and *General Principles for Guidance in Devising International Nonproprietary Names for Pharmaceutical Substances* will be reproduced in proposed INN lists only.

Les textes de la *Procédure à suivre en vue du choix de dénominations communes internationales recommandées pour les substances pharmaceutiques* et des *Directives générales pour la formation de dénominations communes internationales applicables aux substances pharmaceutiques* seront publiés seulement dans les listes des DCI proposées.

El texto de los *Procedimientos de selección de denominaciones comunes internacionales recomendadas para las sustancias farmacéuticas* y de los *Principios generales de orientación para formar denominaciones comunes internacionales para sustancias farmacéuticas* aparece solamente en las listas de DCI propuestas.