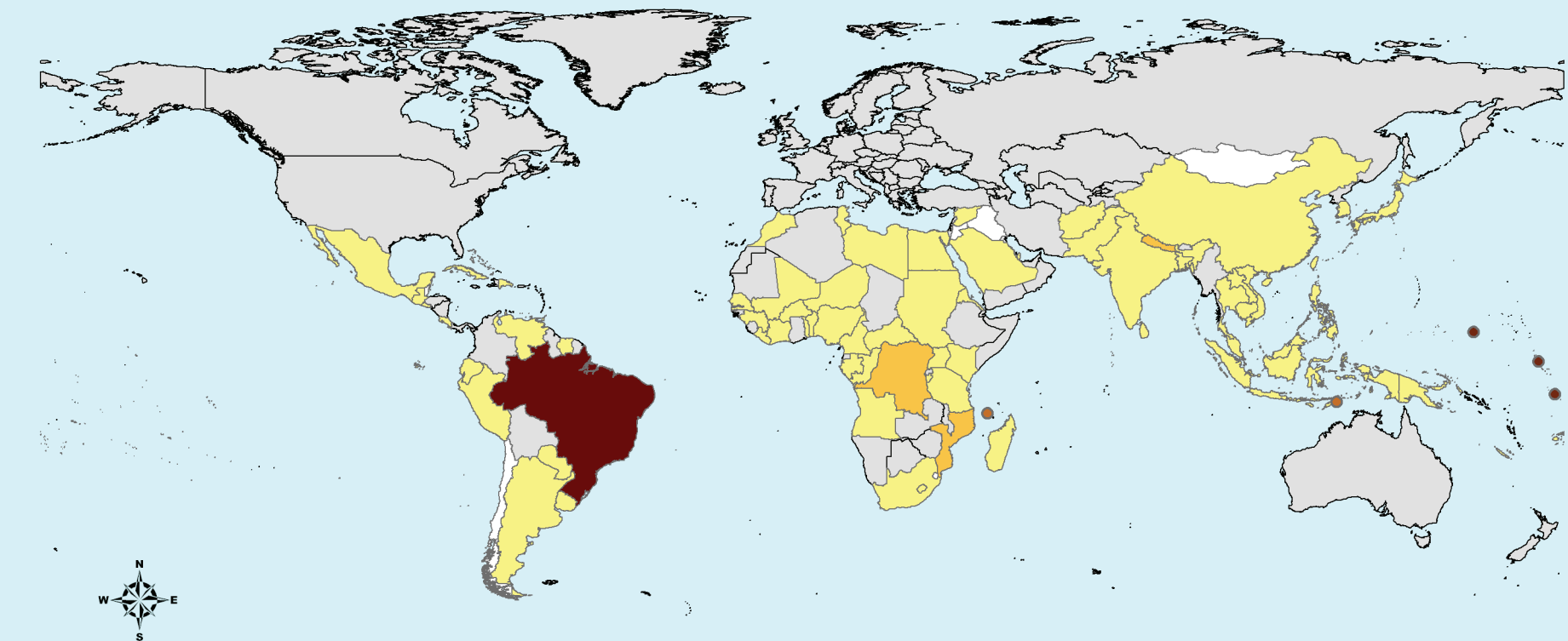








Leprosy: prevalence rates, beginning of 2007



0 15 30 60 Decimal Degrees

The boundaries and names shown and the descriptions used on this map do not imply the expression of any opinion whatsoever on the part of the World Health Organization concerning the legal status of any country, territory, city or area or of its authorities, or concerning the delimitation of its frontiers or boundaries. Dotted lines on maps represent approximate border lines for which there may not yet be full agreement.

**Prevalence rates
(per 10 000 population)**

-  0 (no cases reported)
-  less than 1
-  1.0 - 1.5
-  1.5 - 2.0
-  2 and above
-  No data



**World Health
Organization**