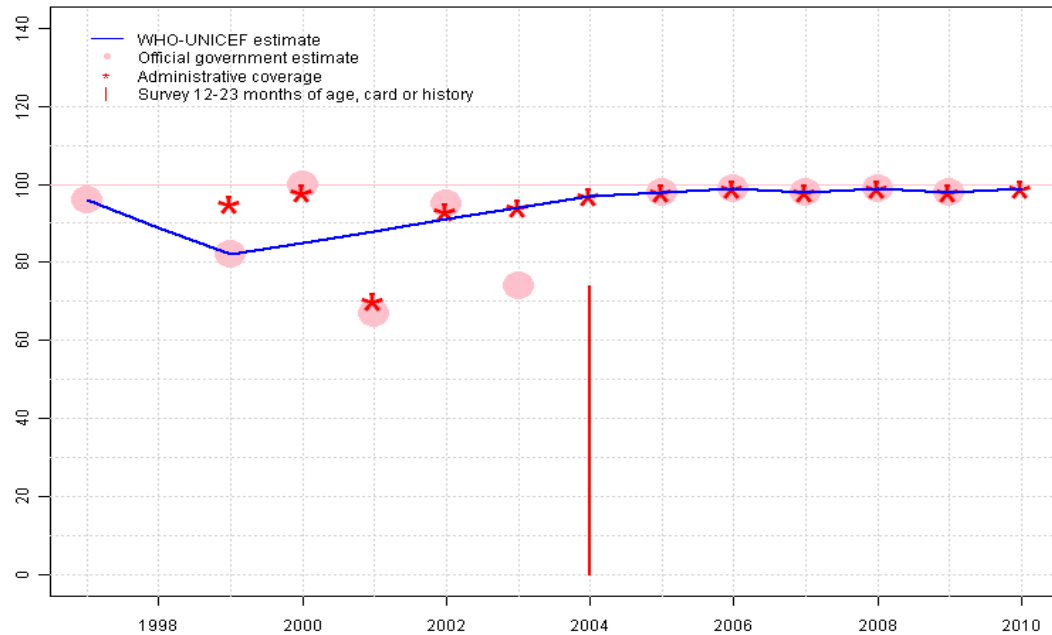


Serbia - BCG

SRB - BCG



Description:

1997: Legacy estimate.

1998: Estimate based on interpolation between 1997 and 1999.

1999: Estimate based on reported data.

2000: Estimate based on interpolation between 1999 and 2004. Reported data not accepted due to an increase from 82 percent to 100 percent with a subsequent decrease to 67 percent.

2001: Estimate based on interpolation between 1999 and 2004. Reported data not accepted due to a decline from 100 percent to 67 percent with a subsequent increase to 95 percent.

2002: Estimate based on interpolation between 1999 and 2004. Reported data not accepted due to an increase from 67 percent to 95 percent with a subsequent decrease to 74 percent.

2003: Estimate based on interpolation between 1999 and 2004. Reported data not accepted due to a decline from 95 percent to 74 percent with a subsequent increase to 97 percent.

2004: Estimate based on reported data. Survey not accepted. Survey results for BCG not consistent with results from other antigens.

2005: Estimate based on reported data. Estimates do not include Montenegro and Kosovo.

2006: Estimate based on reported data. Estimates do not include Kosovo.

2007: Estimate based on reported data. Estimates do not include Kosovo.

2008: Estimate based on reported data. Estimates do not include Kosovo.

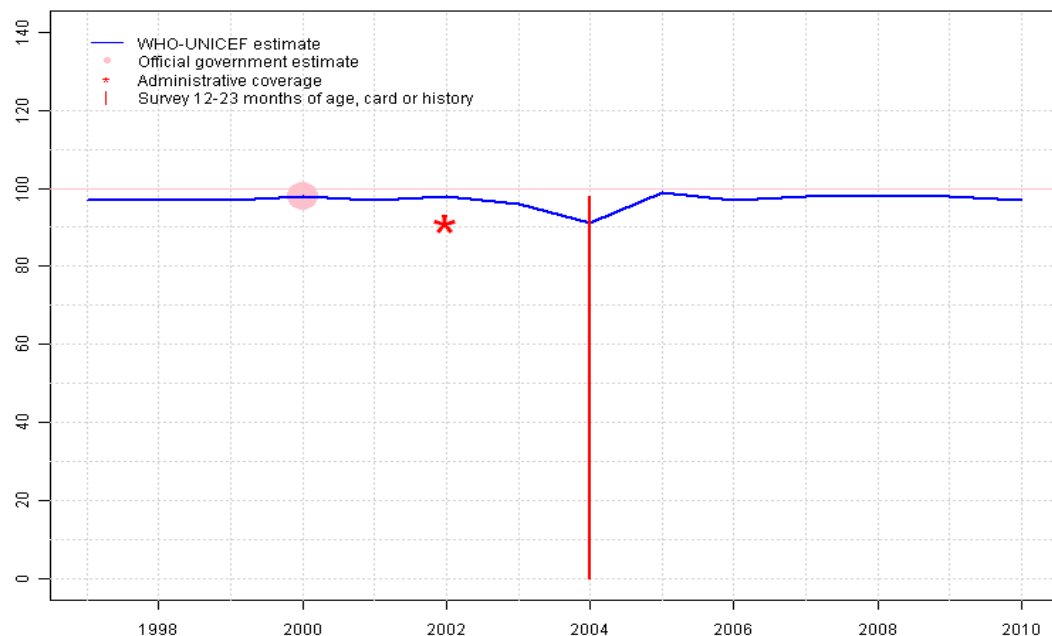
2009: Estimate based on reported data. Estimates do not include Kosovo.

2010: Estimate based on reported data. Estimates do not include Kosovo.

	1997	1998	1999	2000	2001	2002	2003	2004	2005	2006	2007	2008	2009	2010
Estimate	96	89	82	85	88	91	94	97	98	99	98	99	98	99
Official	96	NA	82	100	67	95	74	NA	98	99	98	99	98	NA
Administrative	NA	NA	95	98	70	93	94	97	98	99	98	99	98	99
Survey	NA	NA	NA	NA	NA	NA	NA	74	NA	NA	NA	NA	NA	NA

Serbia - DTP1

SRB - DTP1



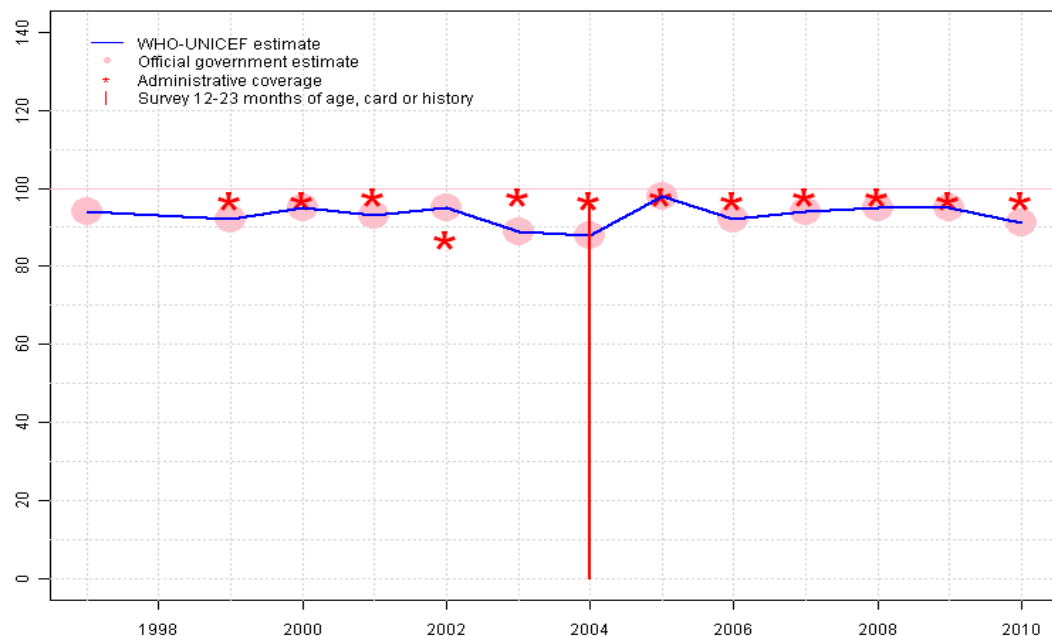
	1997	1998	1999	2000	2001	2002	2003	2004	2005	2006	2007	2008	2009	2010
Estimate	97	97	97	98	97	98	96	91	99	97	98	98	98	97
Official	NA	NA	NA	98	NA	NA	NA	NA	NA	NA	NA	NA	NA	NA
Administrative	NA	NA	NA	NA	NA	91	NA	NA	NA	NA	NA	NA	NA	NA
Survey	NA	NA	NA	NA	NA	NA	NA	98	NA	NA	NA	NA	NA	NA

Description:

- 1997: Legacy estimate.
- 1998: Estimate based on interpolation between 1997 and 1999.
- 1999: No DTP1 data. Estimate based on DTP3 coverage of 92. Current estimate of 97 percent changed from previous revision value of 98 percent.
- 2000: Reported data calibrated to 1997 and 2004 levels.
- 2001: No DTP1 data. Estimate based on DTP3 coverage of 93. Current estimate of 97 percent changed from previous revision value of 94 percent.
- 2002: DTP1 coverage estimated based on DTP3 coverage of 95.
- 2003: No DTP1 data. Estimate based on DTP3 coverage of 89. Current estimate of 96 percent changed from previous revision value of 94 percent.
- 2004: No accepted reported data. Reported data of 91 percent estimated by extrapolating from 2002 supports trend in reported data. 98 percent survey results Current estimate of 91 percent changed from previous revision value of 98 percent.
- 2005: No DTP1 data. Estimate based on DTP3 coverage of 98. Estimates do not include Montenegro and Kosovo. Current estimate of 99 percent changed from previous revision value of 98 percent.
- 2006: No DTP1 data. Estimate based on DTP3 coverage of 92. Estimates do not include Kosovo. Current estimate of 97 percent changed from previous revision value of 96 percent.
- 2007: No DTP1 data. Estimate based on DTP3 coverage of 94. Estimates do not include Kosovo. Current estimate of 98 percent changed from previous revision value of 96 percent.
- 2008: No DTP1 data. Estimate based on DTP3 coverage of 95. Estimates do not include Kosovo. Current estimate of 98 percent changed from previous revision value of 96 percent.
- 2009: No DTP1 data. Estimate based on DTP3 coverage of 95. Estimates do not include Kosovo. Current estimate of 98 percent changed from previous revision value of 96 percent.
- 2010: No DTP1 data. Estimate based on DTP3 coverage of 91. Estimates do not include Kosovo.

Serbia - DTP3

SRB - DTP3



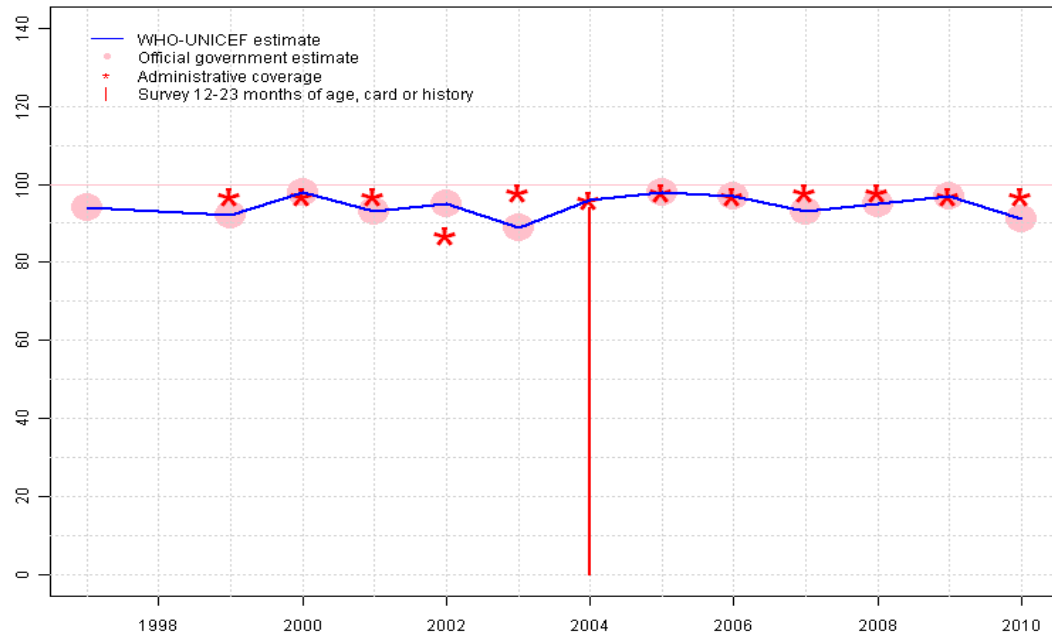
Description:

- 1997: Legacy estimate.
- 1998: Estimate based on interpolation between 1997 and 1999.
- 1999: Estimate based on reported data.
- 2000: Estimate based on reported data.
- 2001: Estimate based on reported data.
- 2002: Estimate based on reported data.
- 2003: Estimate based on reported data.
- 2004: Estimate based on reported data. Survey results of 96 percent modified for recall bias to 99 percent based on 1st dose card or history coverage of 98 percent, 1st dose card only coverage of 73 percent and 3d dose card only coverage of 78 percent. Current estimate of 88 percent changed from previous revision value of 97 percent.
- 2005: Estimate based on reported data. Estimates do not include Montenegro and Kosovo.
- 2006: Estimate based on reported data. Estimates do not include Kosovo.
- 2007: Estimate based on reported data. Estimates do not include Kosovo.
- 2008: Estimate based on reported data. Estimates do not include Kosovo.
- 2009: Estimate based on reported data. Estimates do not include Kosovo.
- 2010: Estimate based on reported data. Estimates do not include Kosovo.

	1997	1998	1999	2000	2001	2002	2003	2004	2005	2006	2007	2008	2009	2010
Estimate	94	93	92	95	93	95	89	88	98	92	94	95	95	91
Official	94	NA	92	95	93	95	89	88	98	92	94	95	95	91
Administrative	NA	NA	97	97	98	87	98	97	98	97	98	98	97	97
Survey	NA	NA	NA	NA	NA	NA	NA	96	NA	NA	NA	NA	NA	NA

Serbia - Pol3

SRB - Pol3



Description:

1997: Legacy estimate.

1998: Estimate based on interpolation between 1997 and 1999.

1999: Estimate based on reported data.

2000: Estimate based on reported data.

2001: Estimate based on reported data.

2002: Estimate based on reported data.

2003: Estimate based on reported data.

2004: Estimate based on reported data. 99 percent survey results supports reported data of 96 percent. Survey results of 94 percent modified for recall bias to 99 percent based on 1st dose card or history coverage of 97 percent, 1st dose card only coverage of 70 percent and 3d dose card only coverage of 75 percent.

2005: Estimate based on reported data. Estimates do not include Montenegro and Kosovo.

2006: Estimate based on reported data. Estimates do not include Kosovo.

2007: Estimate based on reported data. Estimates do not include Kosovo.

2008: Estimate based on reported data. Estimates do not include Kosovo.

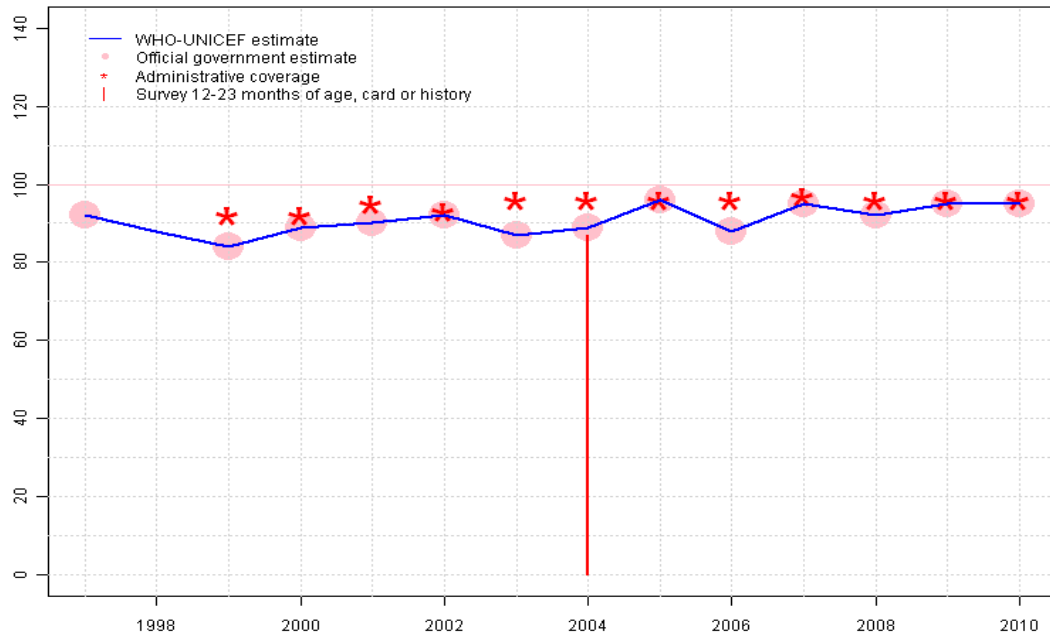
2009: Estimate based on reported data. Estimates do not include Kosovo.

2010: Estimate based on reported data. Estimates do not include Kosovo.

	1997	1998	1999	2000	2001	2002	2003	2004	2005	2006	2007	2008	2009	2010
Estimate	94	93	92	98	93	95	89	96	98	97	93	95	97	91
Official	94	NA	92	98	93	95	89	NA	98	97	93	95	97	91
Administrative	NA	NA	97	97	97	87	98	96	98	97	98	98	97	97
Survey	NA	NA	NA	NA	NA	NA	NA	94	NA	NA	NA	NA	NA	NA

Serbia - MCV

SRB - MCV



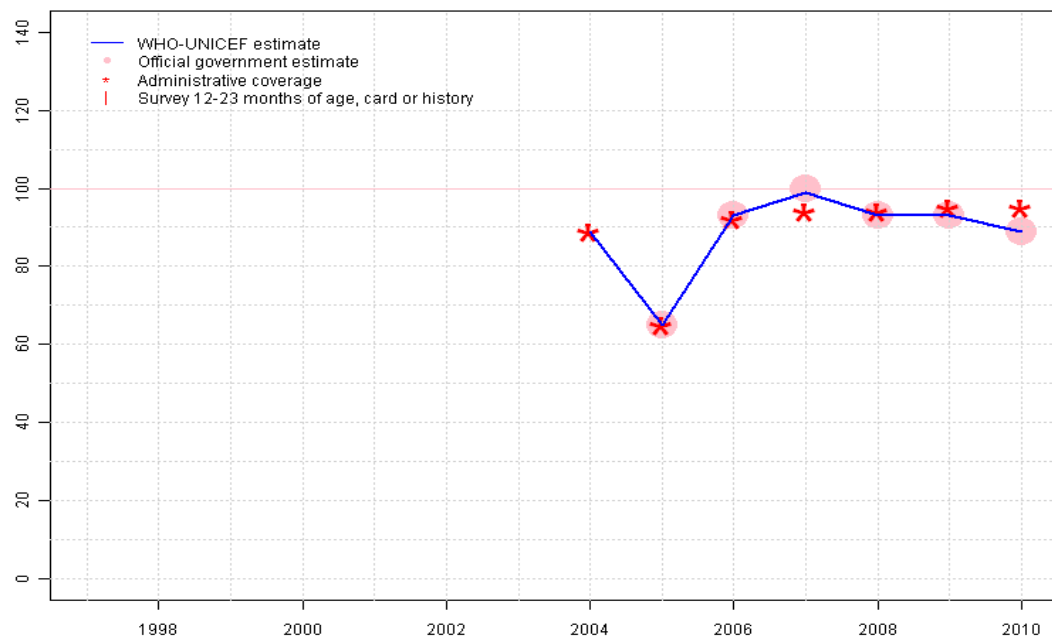
Description:

- 1997: Legacy estimate.
- 1998: Estimate based on interpolation between 1997 and 1999.
- 1999: Estimate based on reported data.
- 2000: Estimate based on reported data.
- 2001: Estimate based on reported data.
- 2002: Estimate based on reported data.
- 2003: Estimate based on reported data.
- 2004: Estimate based on reported data. 87 percent survey results supports reported data of 89 percent. Current estimate of 89 percent changed from previous revision value of 96 percent.
- 2005: Estimate based on reported data. Estimates do not include Montenegro and Kosovo.
- 2006: Estimate based on reported data. Estimates do not include Kosovo.
- 2007: Estimate based on reported data. Estimates do not include Kosovo.
- 2008: Estimate based on reported data. Estimates do not include Kosovo.
- 2009: Estimate based on reported data. Estimates do not include Kosovo.
- 2010: Estimate based on reported data. Estimates do not include Kosovo.

	1997	1998	1999	2000	2001	2002	2003	2004	2005	2006	2007	2008	2009	2010
Estimate	92	88	84	89	90	92	87	89	96	88	95	92	95	95
Official	92	NA	84	89	90	92	87	89	96	88	95	92	95	95
Administrative	NA	NA	92	92	95	93	96	96	96	96	97	96	96	96
Survey	NA	NA	NA	NA	NA	NA	NA	87	NA	NA	NA	NA	NA	NA

Serbia - HepB3

SRB - HepB3



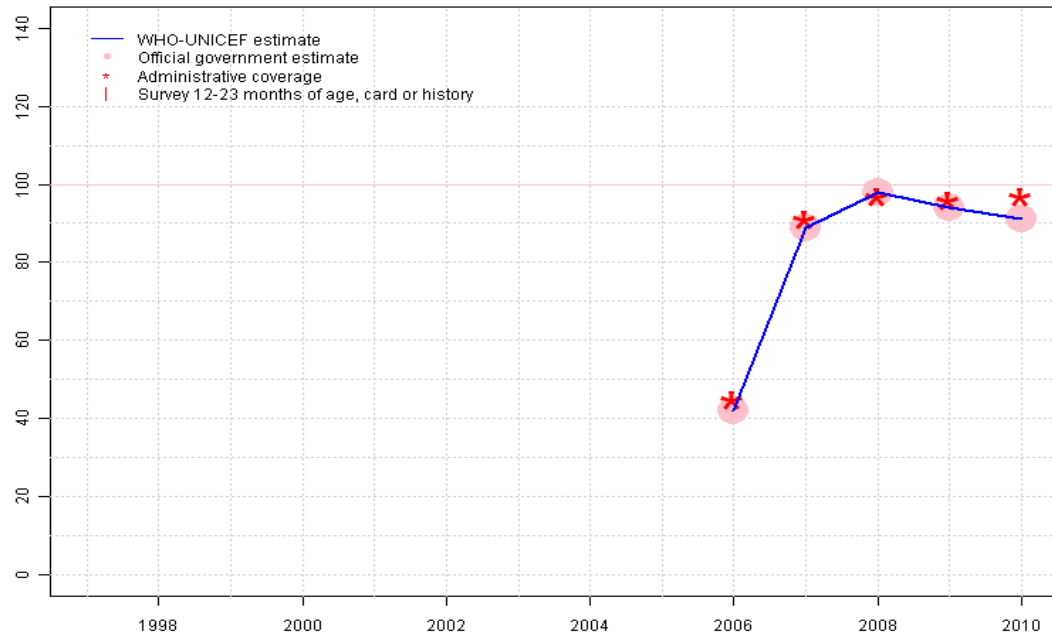
Description:

- 2004: Estimate based on reported data. HepB partially introduced in 2002. Reporting started in 2004.
- 2005: Estimate based on reported data. Estimates do not include Montenegro and Kosovo. HepB partially introduced.
- 2006: Estimate based on reported data. Estimates do not include Kosovo. Hep B was nationally introduced in 2006.
- 2007: Estimate based on reported data. Estimates do not include Kosovo.
- 2008: Estimate based on reported data. Estimates do not include Kosovo.
- 2009: Estimate based on reported data. Estimates do not include Kosovo.
- 2010: Estimate based on reported data. Estimates do not include Kosovo.

	1997	1998	1999	2000	2001	2002	2003	2004	2005	2006	2007	2008	2009	2010
Estimate	NA	NA	NA	NA	NA	NA	NA	89	65	93	99	93	93	89
Official	NA	NA	NA	NA	NA	NA	NA	NA	65	93	100	93	93	89
Administrative	NA	NA	NA	NA	NA	NA	NA	89	65	92	94	94	95	95
Survey	NA	NA	NA	NA	NA	NA	NA	NA	NA	NA	NA	NA	NA	NA

Serbia - Hib3

SRB - Hib3



Description:

2006: Estimate based on reported data. Estimates do not include Kosovo.

2007: Estimate based on reported data. Estimates do not include Kosovo.

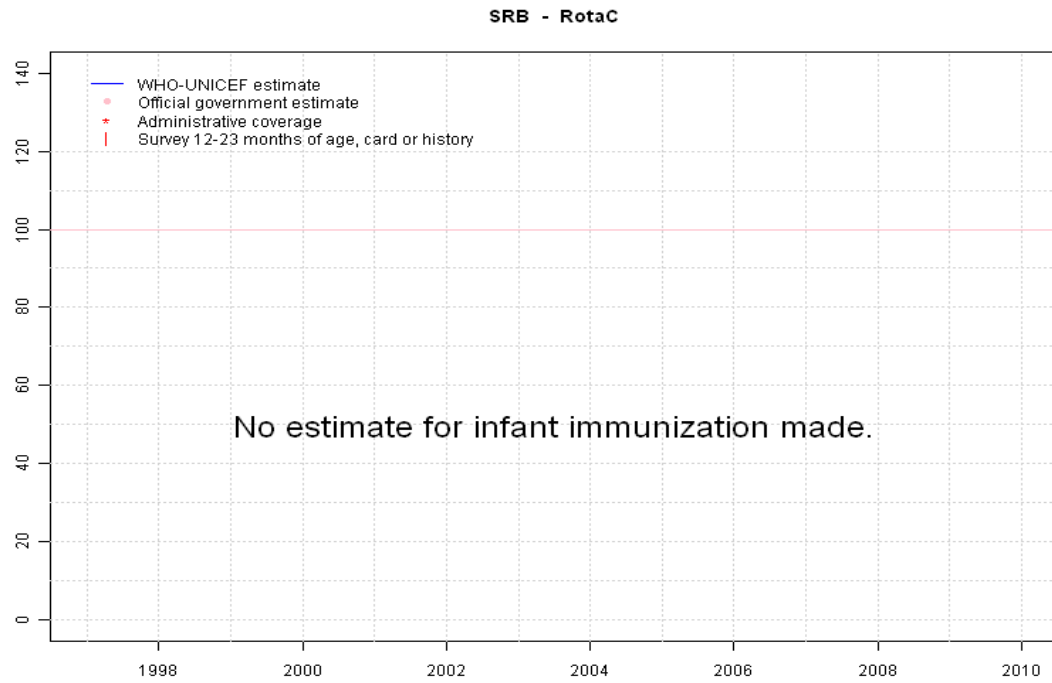
2008: Estimate based on reported data. Estimates do not include Kosovo.

2009: Estimate based on reported data. Estimates do not include Kosovo.

2010: Estimate based on reported data. Estimates do not include Kosovo.

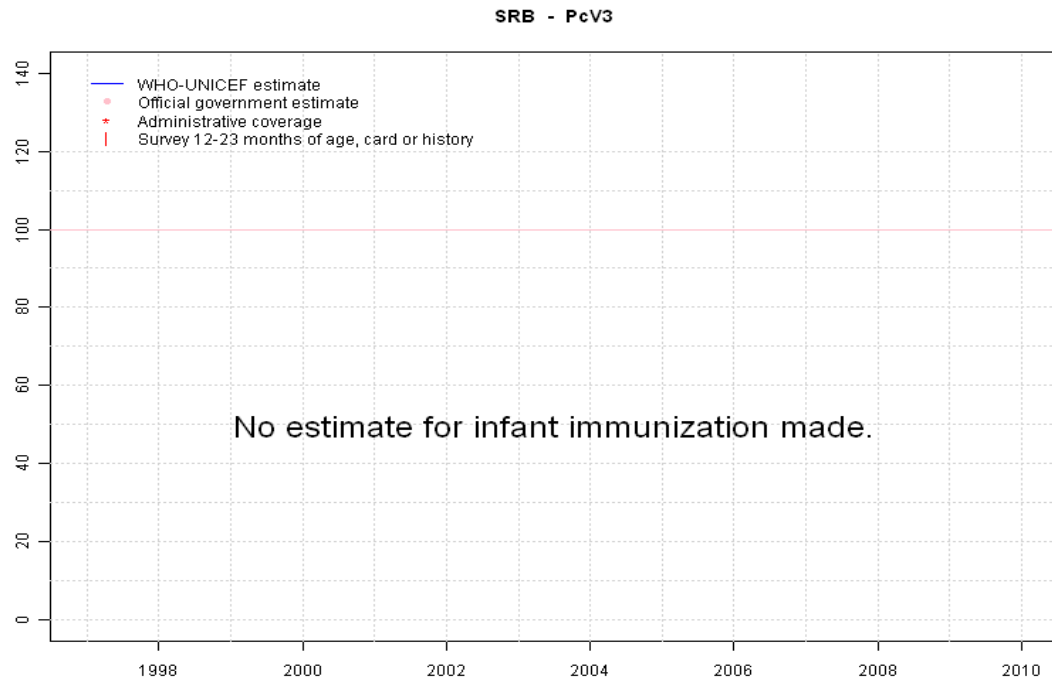
	1997	1998	1999	2000	2001	2002	2003	2004	2005	2006	2007	2008	2009	2010
Estimate	NA	NA	NA	NA	NA	NA	NA	NA	NA	42	89	98	94	91
Official	NA	NA	NA	NA	NA	NA	NA	NA	NA	42	89	98	94	91
Administrative	NA	NA	NA	NA	NA	NA	NA	NA	NA	45	91	97	96	97
Survey	NA	NA	NA	NA	NA	NA	NA	NA	NA	NA	NA	NA	NA	NA

Serbia - RotaC



	1997	1998	1999	2000	2001	2002	2003	2004	2005	2006	2007	2008	2009	2010
Estimate	NA	NA	NA	NA	NA	NA	NA	NA	NA	NA	NA	NA	NA	NA
Official	NA	NA	NA	NA	NA	NA	NA	NA	NA	NA	NA	NA	NA	NA
Administrative	NA	NA	NA	NA	NA	NA	NA	NA	NA	NA	NA	NA	NA	NA
Survey	NA	NA	NA	NA	NA	NA	NA	NA	NA	NA	NA	NA	NA	NA

Serbia - PcV3



	1997	1998	1999	2000	2001	2002	2003	2004	2005	2006	2007	2008	2009	2010
Estimate	NA	NA	NA	NA	NA	NA	NA	NA	NA	NA	NA	NA	NA	NA
Official	NA	NA	NA	NA	NA	NA	NA	NA	NA	NA	NA	NA	NA	NA
Administrative	NA	NA	NA	NA	NA	NA	NA	NA	NA	NA	NA	NA	NA	NA
Survey	NA	NA	NA	NA	NA	NA	NA	NA	NA	NA	NA	NA	NA	NA

Serbia - survey details

2004 Serbia Multiple Indicator Cluster Survey 2005

Vaccine	Confirmation method	Coverage	Age cohort	Sample	Cards seen
BCG	C or H <12 months	74	18-29 m	782	71
BCG	Card	44	18-29 m	782	71
BCG	Card or History	74	18-29 m	782	71
BCG	History	30	18-29 m	782	71
DTP1	History	26	18-29 m	782	71
DTP1	C or H <12 months	97	18-29 m	782	71
DTP1	Card	73	18-29 m	782	71
DTP1	Card or History	98	18-29 m	782	71
DTP3	Card	78	18-29 m	782	71
DTP3	Card or History	96	18-29 m	782	71
DTP3	History	18	18-29 m	782	71
DTP3	C or H <12 months	90	18-29 m	782	71
MCV	Card	64	18-29 m	782	71
MCV	Card or History	87	18-29 m	782	71
MCV	History	22	18-29 m	782	71
MCV	C or H <12 months	84	18-29 m	782	71
Pol1	Card or History	97	18-29 m	782	71

Pol1	History	27	18-29 m	782	71
Pol1	Card	70	18-29 m	782	71
Pol1	C or H <12 months	95	18-29 m	782	71
Pol3	History	19	18-29 m	782	71
Pol3	Card	75	18-29 m	782	71
Pol3	Card or History	94	18-29 m	782	71
Pol3	C or H <12 months	88	18-29 m	782	71

1999 Federal Republic of Yugoslavia, Multiple Indicator Cluster Survey II 2000 (excluding Kosovo)

Vaccine	Confirmation method	Coverage	Age cohort	Sample	Cards seen
BCG	C or H <12 months	100	12-23 m	341	76
DTP1	C or H <12 months	98	12-23 m	341	76
DTP3	C or H <12 months	95	12-23 m	341	76
MCV	Card or History	89	24-35 m	341	76
Pol1	C or H <12 months	98	12-23 m	341	76
Pol3	C or H <12 months	98	12-23 m	341	76

Further information and estimates for 1980-1996 are available at:

http://www.childinfo.org/immunization_countryreports.html

http://www.who.int/immunization_monitoring/routine/immunization_coverage/en/index4.html