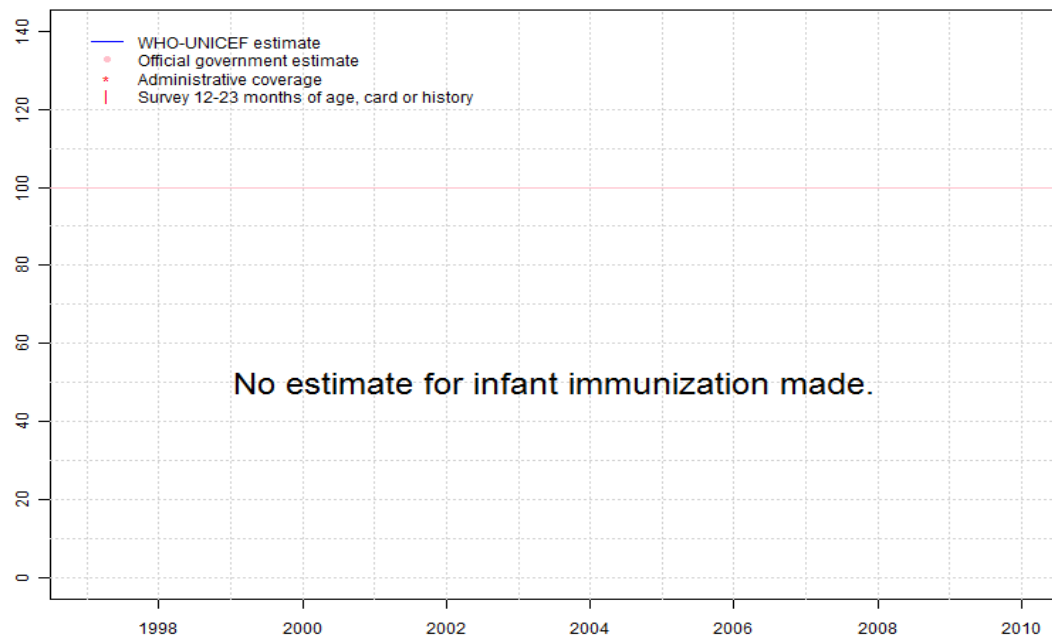


# San Marino - BCG

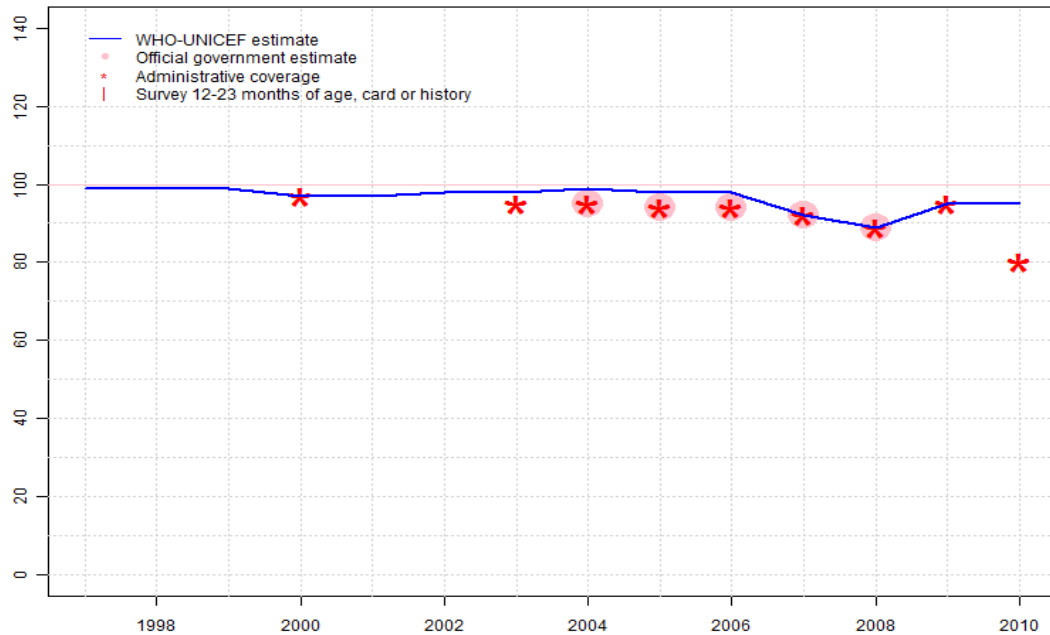
SMR - BCG



	1997	1998	1999	2000	2001	2002	2003	2004	2005	2006	2007	2008	2009	2010
Estimate	NA	NA	NA	NA	NA	NA	NA	NA	NA	NA	NA	NA	NA	NA
Official	NA	NA	NA	NA	NA	NA	NA	NA	NA	NA	NA	NA	NA	NA
Administrative	NA	NA	NA	NA	NA	NA	NA	NA	NA	NA	NA	NA	NA	NA
Survey	NA	NA	NA	NA	NA	NA	NA	NA	NA	NA	NA	NA	NA	NA

# San Marino - DTP1

SMR - DTP1



## Description:

1997: Legacy estimate.

1998: Estimate based on interpolation between 1997 and 1999. Current estimate of 99 percent changed from previous revision value of 98 percent.

1999: No DTP1 data. Estimate based on DTP3 coverage of 99. Current estimate of 99 percent changed from previous revision value of 98 percent.

2000: Estimate is based on the reported data.

2001: Estimate based on interpolation between 2000 and 2003. Current estimate of 97 percent changed from previous revision value of 96 percent.

2002: Estimate based on interpolation between 2000 and 2003. Current estimate of 98 percent changed from previous revision value of 96 percent.

2003: DTP1 coverage estimated based on DTP3 coverage of 96.

2004: DTP1 coverage estimated based on DTP3 coverage of 98. Current estimate of 99 percent changed from previous revision value of 98 percent.

2005: DTP1 coverage estimated based on DTP3 coverage of 95.

2006: DTP1 coverage estimated based on DTP3 coverage of 95.

2007: Estimate based on reported data.

2008: Estimate based on reported data.

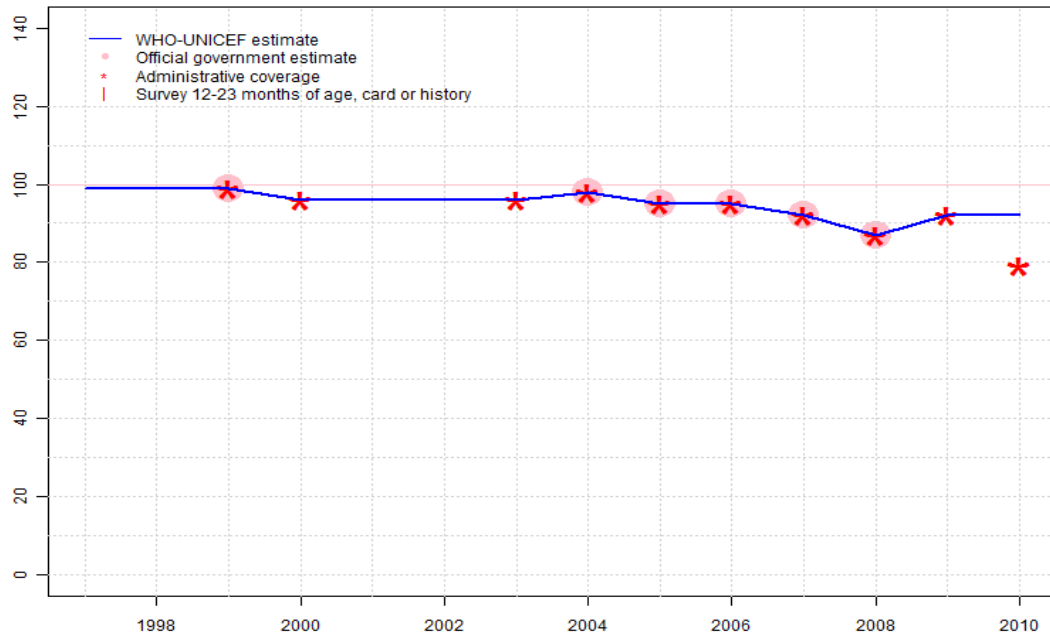
2009: Estimate based on reported data.

2010: Estimate based on extrapolation from 2009 value of 95 percent. Reported data not accepted due to a change from 95 level to 80 percent.

	1997	1998	1999	2000	2001	2002	2003	2004	2005	2006	2007	2008	2009	2010
Estimate	99	99	99	97	97	98	98	99	98	98	92	89	95	95
Official	NA	NA	NA	NA	NA	NA	NA	95	94	94	92	89	NA	NA
Administrative	NA	NA	NA	97	NA	NA	95	95	94	94	92	89	95	80
Survey	NA	NA	NA	NA	NA	NA	NA	NA	NA	NA	NA	NA	NA	NA

# San Marino - DTP3

SMR - DTP3



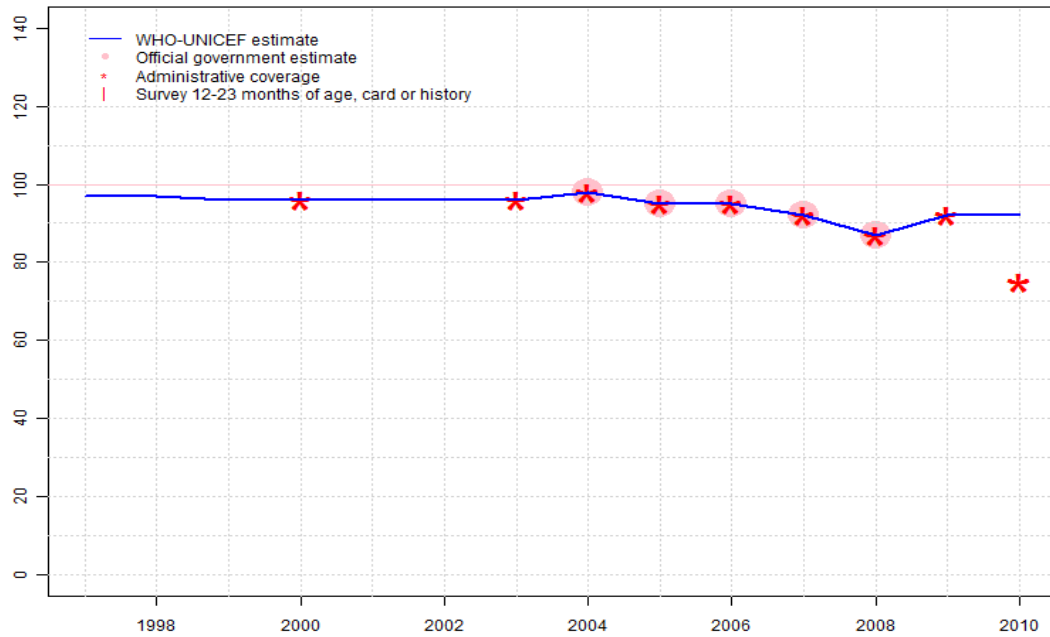
## Description:

- 1997: Legacy estimate.
- 1998: Estimate based on interpolation between 1997 and 1999.
- 1999: Estimate is based on the reported data.
- 2000: Estimate based on reported data.
- 2001: Estimate based on interpolation between 2000 and 2003.
- 2002: Estimate based on interpolation between 2000 and 2003.
- 2003: Estimate based on reported data.
- 2004: Estimate based on reported data.
- 2005: Estimate based on reported data.
- 2006: Estimate based on reported data.
- 2007: Estimate based on reported data.
- 2008: Estimate based on reported data.
- 2009: Estimate based on reported data.
- 2010: Estimate based on extrapolation from 2009 value of 92 percent. Reported data not accepted due to a change from 92 level to 79 percent.

	1997	1998	1999	2000	2001	2002	2003	2004	2005	2006	2007	2008	2009	2010
Estimate	99	99	99	96	96	96	96	98	95	95	92	87	92	92
Official	NA	NA	99	NA	NA	NA	NA	98	95	95	92	87	NA	NA
Administrative	NA	NA	99	96	NA	NA	96	98	95	95	92	87	92	79
Survey	NA	NA	NA	NA	NA	NA	NA	NA	NA	NA	NA	NA	NA	NA

# San Marino - Pol3

SMR - Pol3



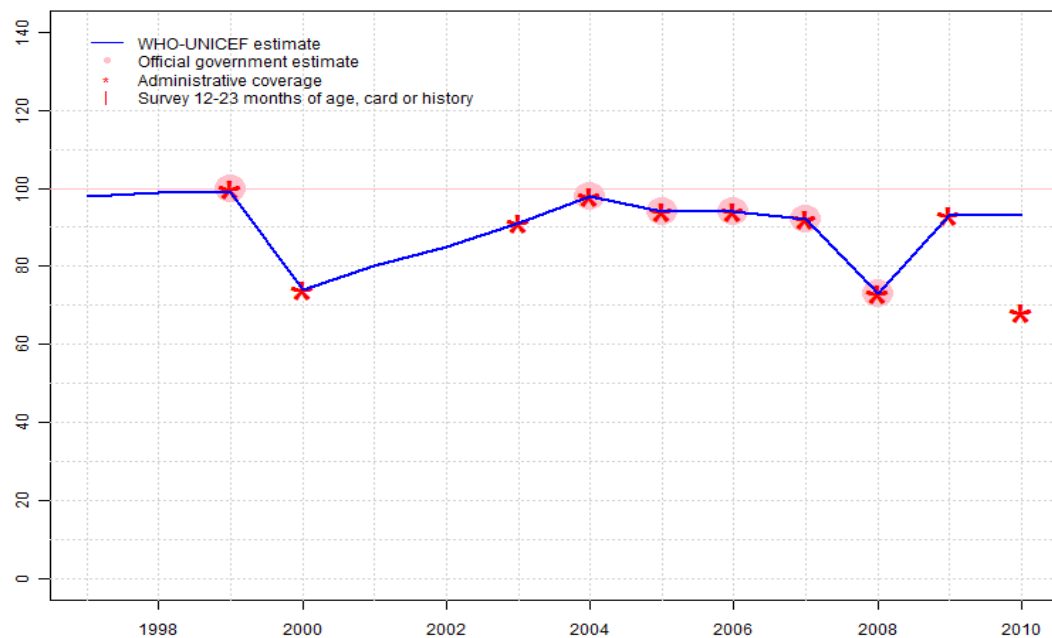
## Description:

- 1997: Legacy estimate.
- 1998: Estimate based on interpolation between 1997 and 2000.
- 1999: Estimate based on interpolation between 1997 and 2000.
- 2000: Estimate is based on the reported data.
- 2001: Estimate based on interpolation between 2000 and 2003.
- 2002: Estimate based on interpolation between 2000 and 2003.
- 2003: Estimate based on reported data.
- 2004: Estimate based on reported data.
- 2005: Estimate based on reported data.
- 2006: Estimate based on reported data.
- 2007: Estimate based on reported data.
- 2008: Estimate based on reported data.
- 2009: Estimate based on reported data.
- 2010: Estimate based on extrapolation from 2009 value of 92 percent. Reported data not accepted due to a change from 92 level to 75 percent.

	1997	1998	1999	2000	2001	2002	2003	2004	2005	2006	2007	2008	2009	2010
Estimate	97	97	96	96	96	96	96	98	95	95	92	87	92	92
Official	NA	NA	NA	NA	NA	NA	NA	98	95	95	92	87	NA	NA
Administrative	NA	NA	NA	96	NA	NA	96	98	95	95	92	87	92	75
Survey	NA	NA	NA	NA	NA	NA	NA	NA	NA	NA	NA	NA	NA	NA

# San Marino - MCV

SMR - MCV



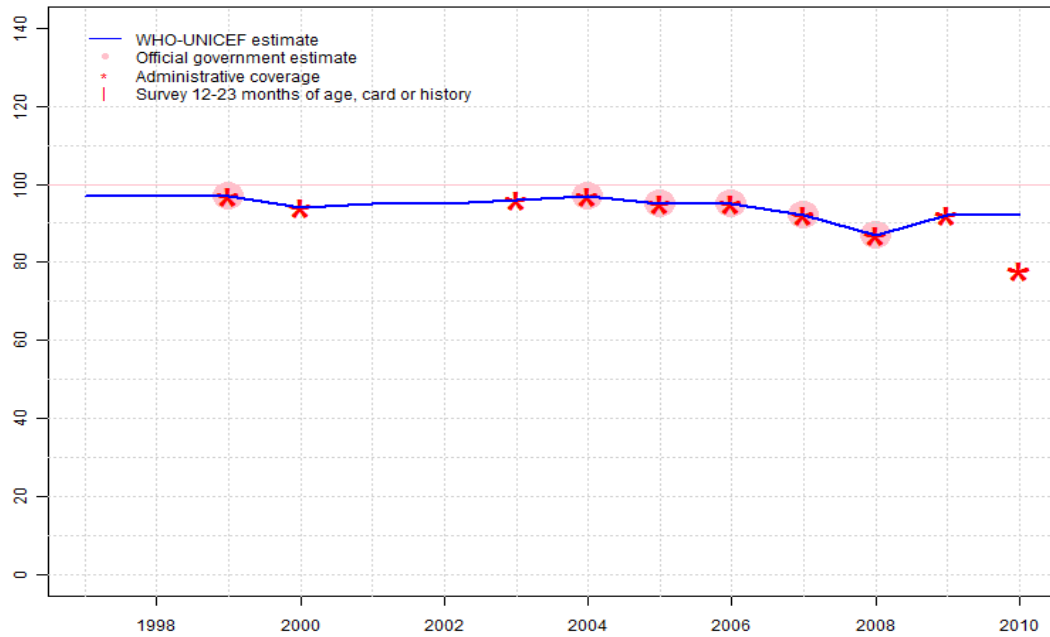
## Description:

- 1997: Legacy estimate.
- 1998: Estimate based on interpolation between 1997 and 1999.
- 1999: Estimate is based on the reported data.
- 2000: Estimate is based on the reported data.
- 2001: Estimate based on interpolation between 2000 and 2003.
- 2002: Estimate based on interpolation between 2000 and 2003.
- 2003: Estimate based on reported data.
- 2004: Estimate based on reported data.
- 2005: Estimate based on reported data.
- 2006: Estimate based on reported data.
- 2007: Estimate based on reported data.
- 2008: Estimate based on reported data. Estimate is based on the reported data.
- 2009: Estimate based on reported data. Estimate is based on the reported data. Current estimate of 93 percent changed from previous revision value of 92 percent.
- 2010: Estimate based on extrapolation from 2009 value of 93 percent. Reported data not accepted due to a change from 93 level to 68 percent.

	1997	1998	1999	2000	2001	2002	2003	2004	2005	2006	2007	2008	2009	2010
Estimate	98	99	99	74	80	85	91	98	94	94	92	73	93	93
Official	NA	NA	100	NA	NA	NA	NA	98	94	94	92	73	NA	NA
Administrative	NA	NA	100	74	NA	NA	91	98	94	94	92	73	93	68
Survey	NA	NA	NA	NA	NA	NA	NA	NA	NA	NA	NA	NA	NA	NA

# San Marino - HepB3

SMR - HepB3



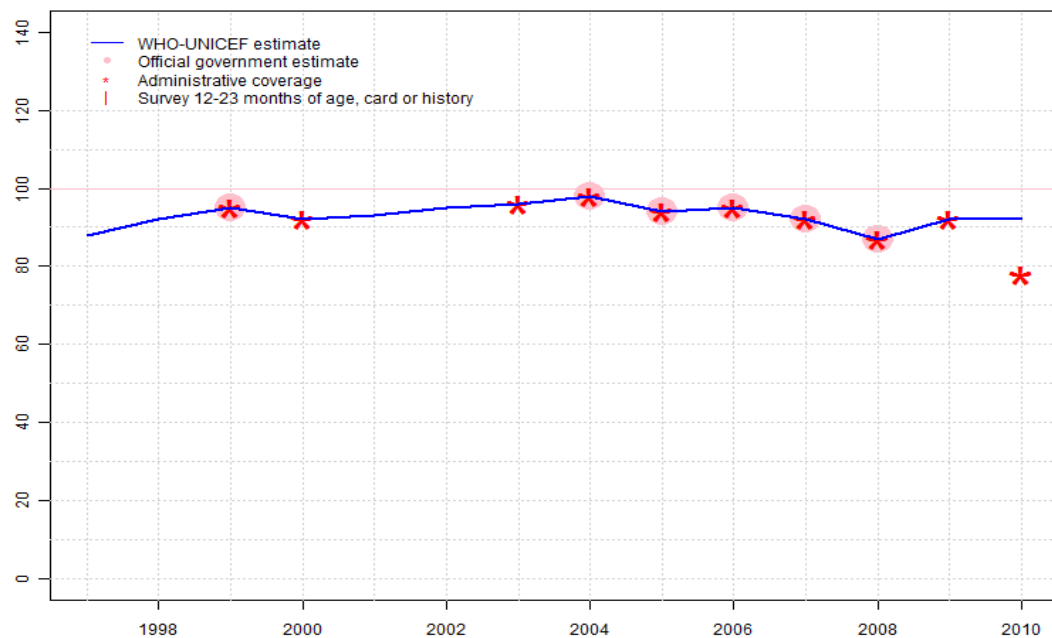
## Description:

- 1997: Legacy estimate.
- 1998: Estimate based on interpolation between 1997 and 1999.
- 1999: Estimate is based on the reported data.
- 2000: Estimate based on reported data.
- 2001: Estimate based on interpolation between 2000 and 2003.
- 2002: Estimate based on interpolation between 2000 and 2003.
- 2003: Estimate based on reported data.
- 2004: Estimate based on reported data.
- 2005: Estimate based on reported data.
- 2006: Estimate based on reported data.
- 2007: Estimate based on reported data.
- 2008: Estimate based on reported data.
- 2009: Estimate based on reported data.
- 2010: Estimate based on extrapolation from 2009 value of 92 percent. Reported data not accepted due to a decline from 92 level to 78 percent.

	1997	1998	1999	2000	2001	2002	2003	2004	2005	2006	2007	2008	2009	2010
Estimate	97	97	97	94	95	95	96	97	95	95	92	87	92	92
Official	NA	NA	97	NA	NA	NA	NA	97	95	95	92	87	NA	NA
Administrative	NA	NA	97	94	NA	NA	96	97	95	95	92	87	92	78
Survey	NA	NA	NA	NA	NA	NA	NA	NA	NA	NA	NA	NA	NA	NA

# San Marino - Hib3

SMR - Hib3



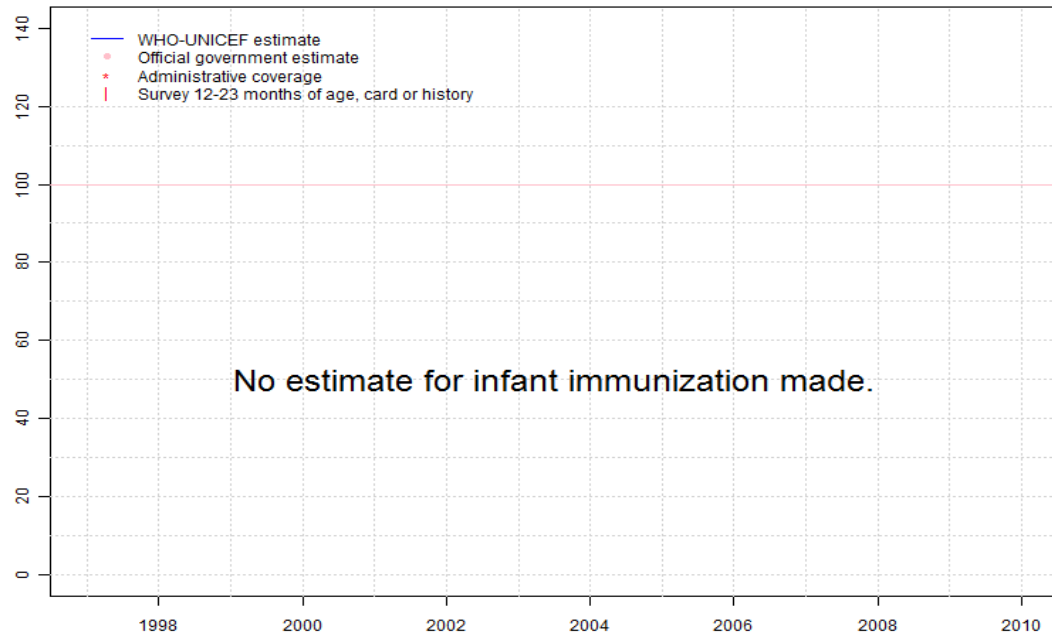
## Description:

- 1997: Legacy estimate.
- 1998: Estimate based on interpolation between 1997 and 1999.
- 1999: Estimate based on reported data.
- 2000: Estimate based on reported data.
- 2001: Estimate based on interpolation between 2000 and 2003.
- 2002: Estimate based on interpolation between 2000 and 2003.
- 2003: Estimate based on reported data.
- 2004: Estimate based on reported data.
- 2005: Estimate based on reported data.
- 2006: Estimate based on reported data.
- 2007: Estimate based on reported data.
- 2008: Estimate based on reported data.
- 2009: Estimate based on reported data.
- 2010: Estimate based on extrapolation from 2009 value of 92 percent. Reported data not accepted due to a decline from 92 level to 78 percent.

	1997	1998	1999	2000	2001	2002	2003	2004	2005	2006	2007	2008	2009	2010
Estimate	88	92	95	92	93	95	96	98	94	95	92	87	92	92
Official	NA	NA	95	NA	NA	NA	NA	98	94	95	92	87	NA	NA
Administrative	NA	NA	95	92	NA	NA	96	98	94	95	92	87	92	78
Survey	NA	NA	NA	NA	NA	NA	NA	NA	NA	NA	NA	NA	NA	NA

# San Marino - RotaC

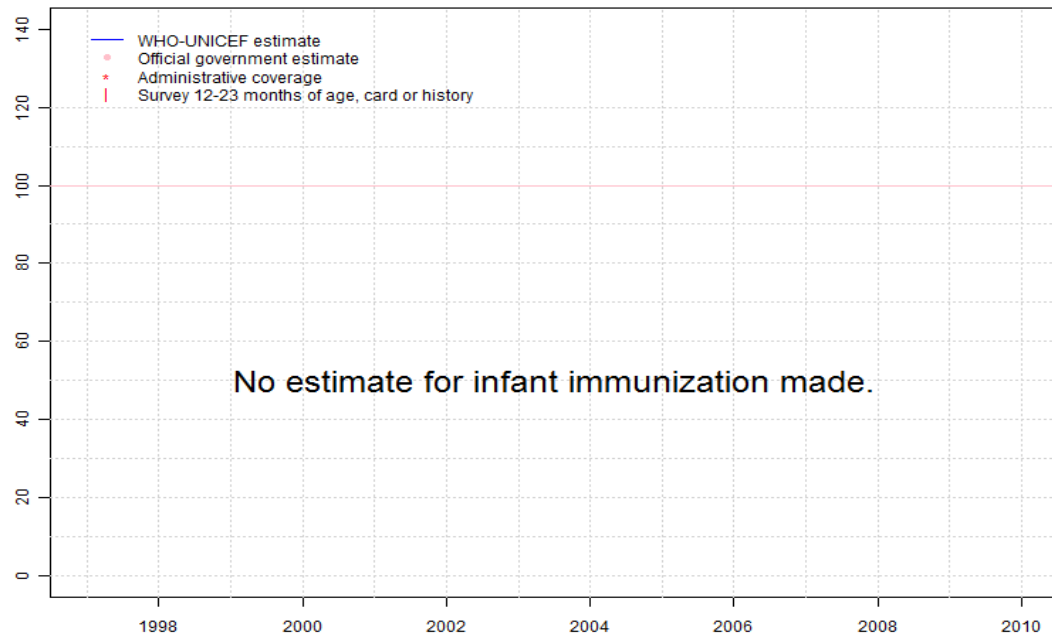
SMR - RotaC



	1997	1998	1999	2000	2001	2002	2003	2004	2005	2006	2007	2008	2009	2010
Estimate	NA	NA	NA	NA	NA	NA	NA	NA	NA	NA	NA	NA	NA	NA
Official	NA	NA	NA	NA	NA	NA	NA	NA	NA	NA	NA	NA	NA	NA
Administrative	NA	NA	NA	NA	NA	NA	NA	NA	NA	NA	NA	NA	NA	NA
Survey	NA	NA	NA	NA	NA	NA	NA	NA	NA	NA	NA	NA	NA	NA

# San Marino - PcV3

SMR - PcV3



	1997	1998	1999	2000	2001	2002	2003	2004	2005	2006	2007	2008	2009	2010
Estimate	NA	NA	NA	NA	NA	NA	NA	NA	NA	NA	NA	NA	NA	NA
Official	NA	NA	NA	NA	NA	NA	NA	NA	NA	NA	NA	NA	NA	NA
Administrative	NA	NA	NA	NA	NA	NA	NA	NA	NA	NA	NA	NA	NA	NA
Survey	NA	NA	NA	NA	NA	NA	NA	NA	NA	NA	NA	NA	NA	NA

Further information and estimates for 1980-1996 are available at:

[http://www.childinfo.org/immunization\\_countryreports.html](http://www.childinfo.org/immunization_countryreports.html)

[http://www.who.int/immunization\\_monitoring/routine/immunization\\_coverage/en/index4.html](http://www.who.int/immunization_monitoring/routine/immunization_coverage/en/index4.html)