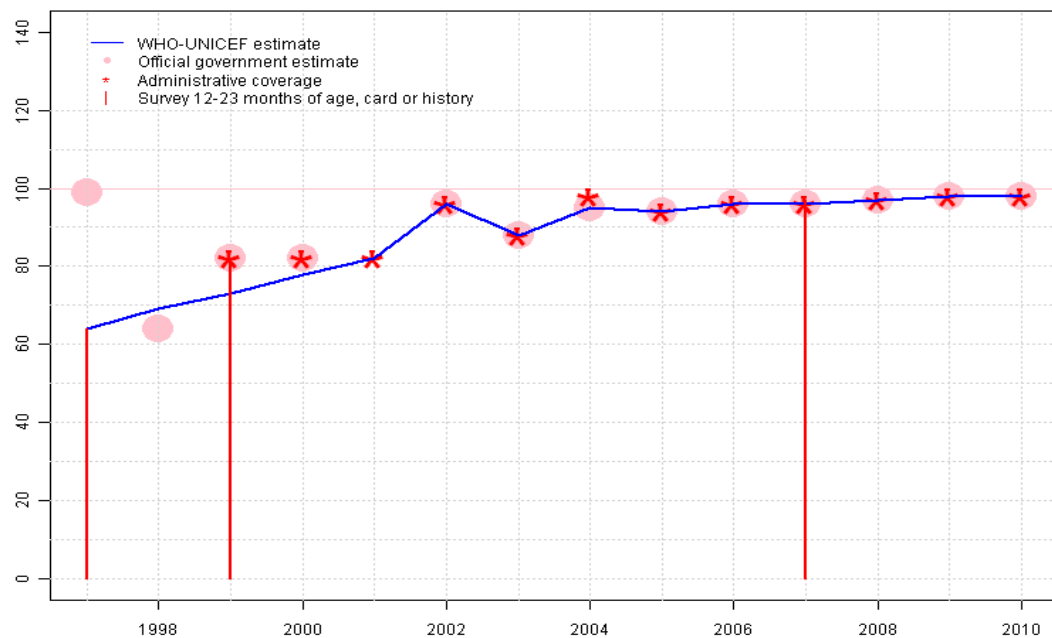


# Democratic People's Republic of Korea - BCG

PRK - BCG



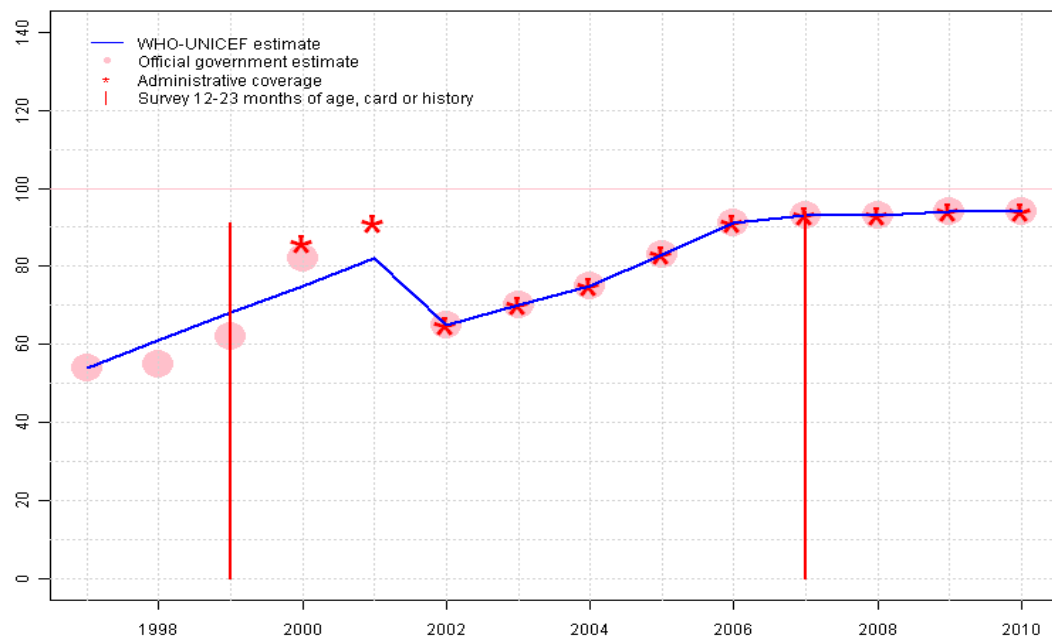
## Description:

- 1997: Legacy estimate. Estimate not based on reported data. Sudden unexplained temporal change. Survey results not accepted. Sample size 294 less than 300.
- 1998: Estimate based on interpolation between 1997 and 2001. Reported data not accepted due to a decline from 99 percent to 64 percent with a subsequent increase to 82 percent. Estimate not based on reported data. Sudden unexplained temporal change. Current estimate of 69 percent changed from previous revision value of 64 percent.
- 1999: Estimate based on interpolation between 1997 and 2001. Estimate not based on reported data. Sudden unexplained temporal change. Survey not accepted. MICS 2000 is not considered as results are internally inconsistent - DTP3 coverage is greater than DTP1. Current estimate of 73 percent changed from previous revision value of 70 percent.
- 2000: Estimate based on interpolation between 1997 and 2001. Estimate not based on reported data. Sudden unexplained temporal change. Current estimate of 78 percent changed from previous revision value of 76 percent.
- 2001: Estimate is based on the reported data.
- 2002: Estimate based on reported data.
- 2003: Estimate based on reported data.
- 2004: Estimate based on reported data.
- 2005: Estimate based on reported data.
- 2006: Estimate based on reported data.
- 2007: Estimate based on reported data. 97 percent survey results supports reported data of 96 percent.
- 2008: Estimate based on reported data.
- 2009: Estimate based on reported data.
- 2010: Estimate based on reported data.

	1997	1998	1999	2000	2001	2002	2003	2004	2005	2006	2007	2008	2009	2010
Estimate	64	69	73	78	82	96	88	95	94	96	96	97	98	98
Official	99	64	82	82	NA	96	88	95	94	96	96	97	98	98
Administrative	NA	NA	82	82	82	96	88	98	94	96	96	97	98	98
Survey	64	NA	82	NA	NA	NA	NA	NA	NA	NA	97	NA	NA	NA

# Democratic People's Republic of Korea - DTP1

PRK - DTP1



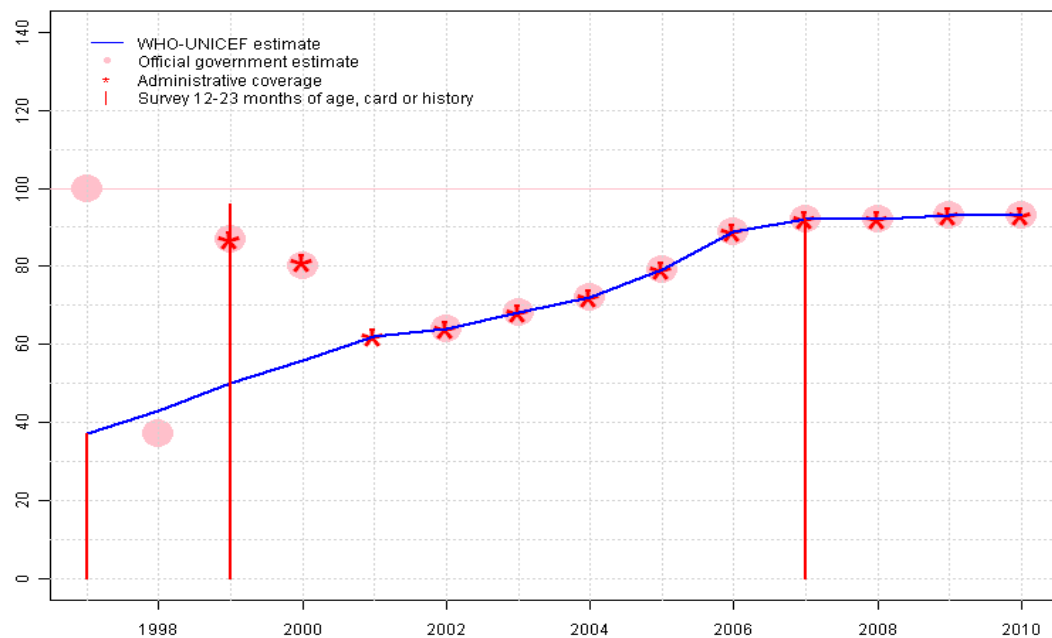
	1997	1998	1999	2000	2001	2002	2003	2004	2005	2006	2007	2008	2009	2010
Estimate	54	61	68	75	82	65	70	75	83	91	93	93	94	94
Official	54	55	62	82	NA	65	70	75	83	91	93	93	94	94
Administrative	NA	NA	NA	86	91	65	70	75	83	91	93	93	94	94
Survey	NA	NA	91	NA	NA	NA	NA	NA	NA	NA	94	NA	NA	NA

## Description:

- 1997: Legacy estimate. Estimate not based on reported data. Sudden unexplained temporal change.
- 1998: Estimate based on interpolation between 1997 and 2001. Estimate not based on reported data. Sudden unexplained temporal change. Current estimate of 61 percent changed from previous revision value of 55 percent.
- 1999: Estimate based on interpolation between 1997 and 2001. Estimate not based on reported data. Sudden unexplained temporal change. Survey not accepted. MICS 2000 is not considered as results are internally inconsistent - DTP3 coverage is greater than DTP1. Current estimate of 68 percent changed from previous revision value of 58 percent.
- 2000: Estimate based on interpolation between 1997 and 2001. Estimate not based on reported data. Sudden unexplained temporal change. Current estimate of 75 percent changed from previous revision value of 60 percent.
- 2001: No DTP1 data. Estimate based on DTP3 coverage of 62. Estimate not based on reported data. Sudden unexplained temporal change. Current estimate of 82 percent changed from previous revision value of 63 percent.
- 2002: Estimate is based on the reported data.
- 2003: Estimate based on reported data.
- 2004: Estimate based on reported data.
- 2005: Estimate based on reported data.
- 2006: Estimate based on reported data.
- 2007: Estimate based on reported data. 94 percent survey results supports reported data of 93 percent.
- 2008: Estimate based on reported data.
- 2009: Estimate based on reported data.
- 2010: Estimate based on reported data.

# Democratic People's Republic of Korea - DTP3

PRK - DTP3



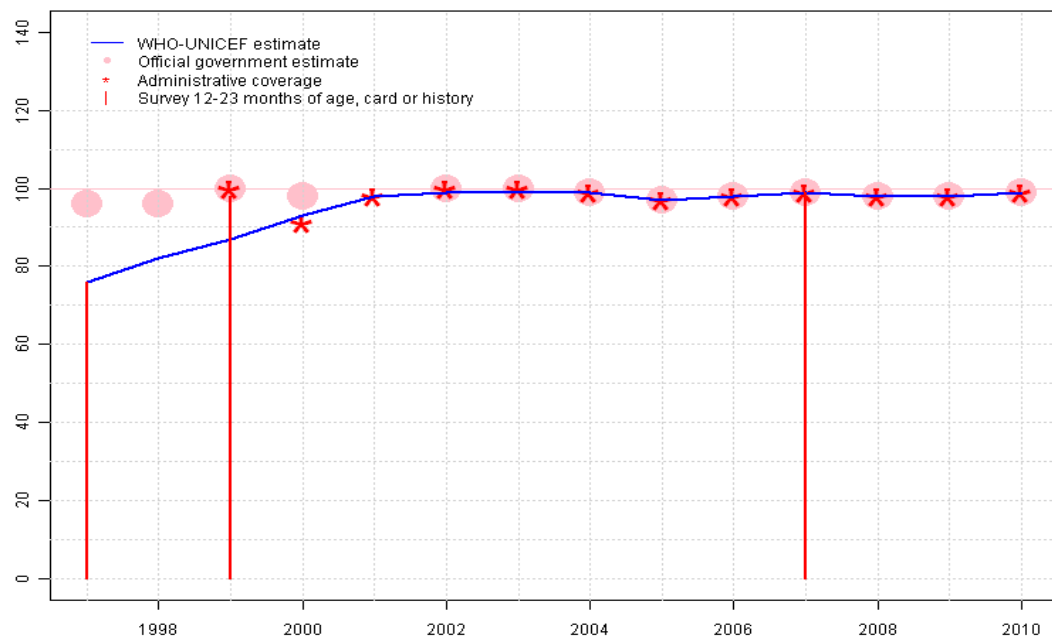
## Description:

- 1997: Legacy estimate. Estimate not based on reported data. Sudden unexplained temporal change. Survey results not accepted. Sample size 294 less than 300.
- 1998: Estimate based on interpolation between 1997 and 2001. Reported data not accepted due to a decline from 100 percent to 37 percent with a subsequent increase to 87 percent. Estimate not based on reported data. Sudden unexplained temporal change. Current estimate of 43 percent changed from previous revision value of 37 percent.
- 1999: Estimate based on interpolation between 1997 and 2001. Estimate not based on reported data. Sudden unexplained temporal change. Survey not accepted. MICS 2000 is not considered as results are internally inconsistent - DTP3 coverage is greater than DTP1. Current estimate of 50 percent changed from previous revision value of 45 percent.
- 2000: Estimate based on interpolation between 1997 and 2001. Estimate not based on reported data. Sudden unexplained temporal change. Current estimate of 56 percent changed from previous revision value of 54 percent.
- 2001: Estimate is based on the reported data.
- 2002: Estimate based on reported data.
- 2003: Estimate based on reported data.
- 2004: Estimate based on reported data.
- 2005: Estimate based on reported data.
- 2006: Estimate based on reported data.
- 2007: Estimate based on reported data. 92 percent survey results supports reported data of 92 percent.
- 2008: Estimate based on reported data.
- 2009: Estimate based on reported data.
- 2010: Estimate based on reported data.

	1997	1998	1999	2000	2001	2002	2003	2004	2005	2006	2007	2008	2009	2010
Estimate	37	43	50	56	62	64	68	72	79	89	92	92	93	93
Official	100	37	87	80	NA	64	68	72	79	89	92	92	93	93
Administrative	NA	NA	87	81	62	64	68	72	79	89	92	92	93	93
Survey	37	NA	96	NA	NA	NA	NA	NA	NA	NA	92	NA	NA	NA

# Democratic People's Republic of Korea - Pol3

PRK - Pol3



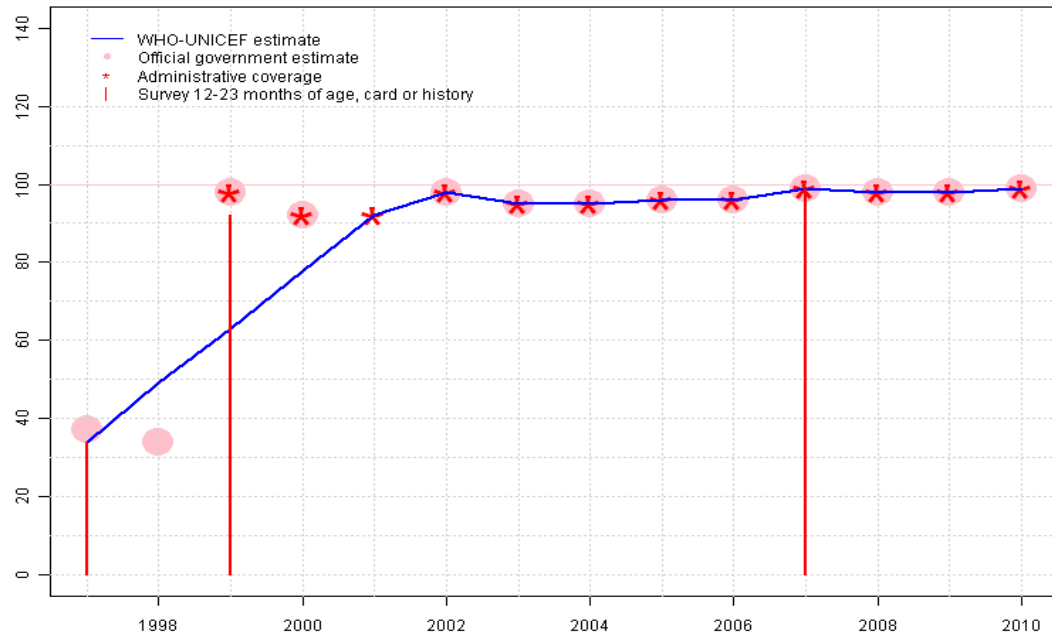
## Description:

- 1997: Legacy estimate. Estimate not based on reported data. Sudden unexplained temporal change. Survey results not accepted. Sample size 294 less than 300.
- 1998: Estimate based on interpolation between 1997 and 2001. Estimate not based on reported data. Sudden unexplained temporal change. Current estimate of 82 percent changed from previous revision value of 81 percent.
- 1999: Estimate based on interpolation between 1997 and 2001. Estimate not based on reported data. Sudden unexplained temporal change. Survey not accepted. MICS 2000 is not considered as results are internally inconsistent - DTP3 coverage is greater than DTP1.
- 2000: Estimate based on interpolation between 1997 and 2001. Estimate not based on reported data. Sudden unexplained temporal change. Current estimate of 93 percent changed from previous revision value of 92 percent.
- 2001: Estimate is based on the reported data.
- 2002: Estimate based on reported data.
- 2003: Estimate based on reported data.
- 2004: Estimate based on reported data.
- 2005: Estimate based on reported data.
- 2006: Estimate based on reported data.
- 2007: Estimate based on reported data. 99 percent survey results supports reported data of 99 percent.
- 2008: Estimate based on reported data.
- 2009: Estimate based on reported data.
- 2010: Estimate based on reported data.

	1997	1998	1999	2000	2001	2002	2003	2004	2005	2006	2007	2008	2009	2010
Estimate	76	82	87	93	98	99	99	99	97	98	99	98	98	99
Official	96	96	100	98	NA	100	100	99	97	98	99	98	98	99
Administrative	NA	NA	100	91	98	100	100	99	97	98	99	98	98	99
Survey	76	NA	98	NA	NA	NA	NA	NA	NA	NA	99	NA	NA	NA

# Democratic People's Republic of Korea - MCV

PRK - MCV



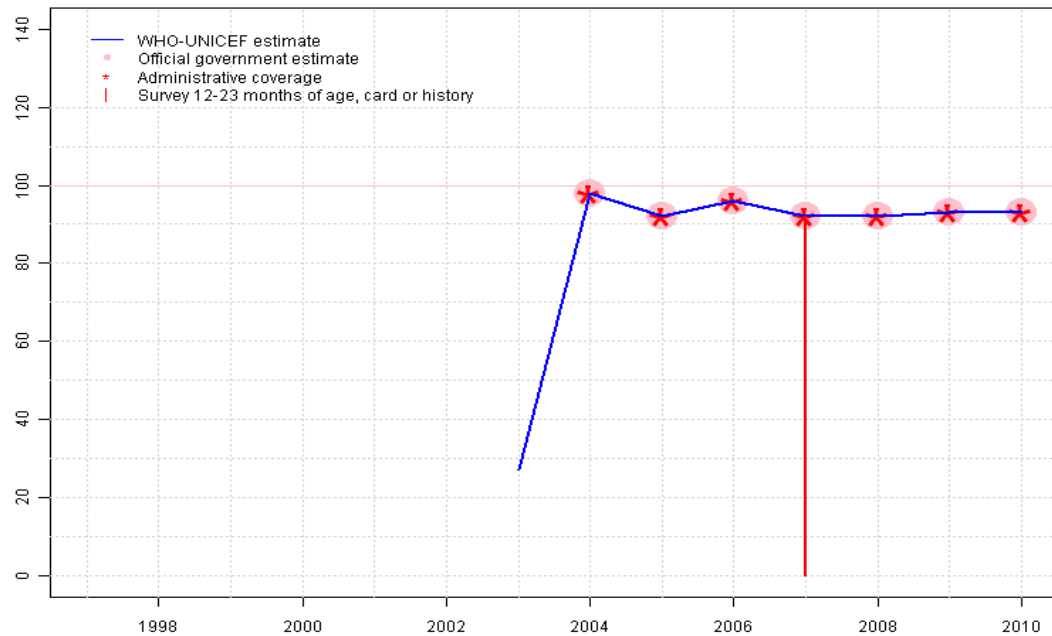
	1997	1998	1999	2000	2001	2002	2003	2004	2005	2006	2007	2008	2009	2010
Estimate	34	49	63	78	92	98	95	95	96	96	99	98	98	99
Official	37	34	98	92	NA	98	95	95	96	96	99	98	98	99
Administrative	NA	NA	98	92	92	98	95	95	96	96	99	98	98	99
Survey	34	NA	92	NA	NA	NA	NA	NA	NA	NA	99	NA	NA	NA

## Description:

- 1997: Legacy estimate. Estimate not based on reported data. Sudden unexplained temporal change. Survey results not accepted. Sample size 294 less than 300.
- 1998: Estimate based on interpolation between 1997 and 2001. Estimate not based on reported data. Sudden unexplained temporal change. Current estimate of 49 percent changed from previous revision value of 32 percent.
- 1999: Estimate based on interpolation between 1997 and 2001. Estimate not based on reported data. Sudden unexplained temporal change. Survey not accepted. MICS 2000 is not considered as results are internally inconsistent - DTP3 coverage is greater than DTP1. Current estimate of 63 percent changed from previous revision value of 51 percent.
- 2000: Estimate based on interpolation between 1997 and 2001. Estimate not based on reported data. Sudden unexplained temporal change. Current estimate of 78 percent changed from previous revision value of 73 percent.
- 2001: Estimate is based on the reported data.
- 2002: Estimate based on reported data.
- 2003: Estimate based on reported data.
- 2004: Estimate based on reported data.
- 2005: Estimate based on reported data.
- 2006: Estimate based on reported data.
- 2007: Estimate based on reported data. 99 percent survey results supports reported data of 99 percent.
- 2008: Estimate based on reported data.
- 2009: Estimate based on reported data.
- 2010: Estimate based on reported data.

# Democratic People's Republic of Korea - HepB3

PRK - HepB3



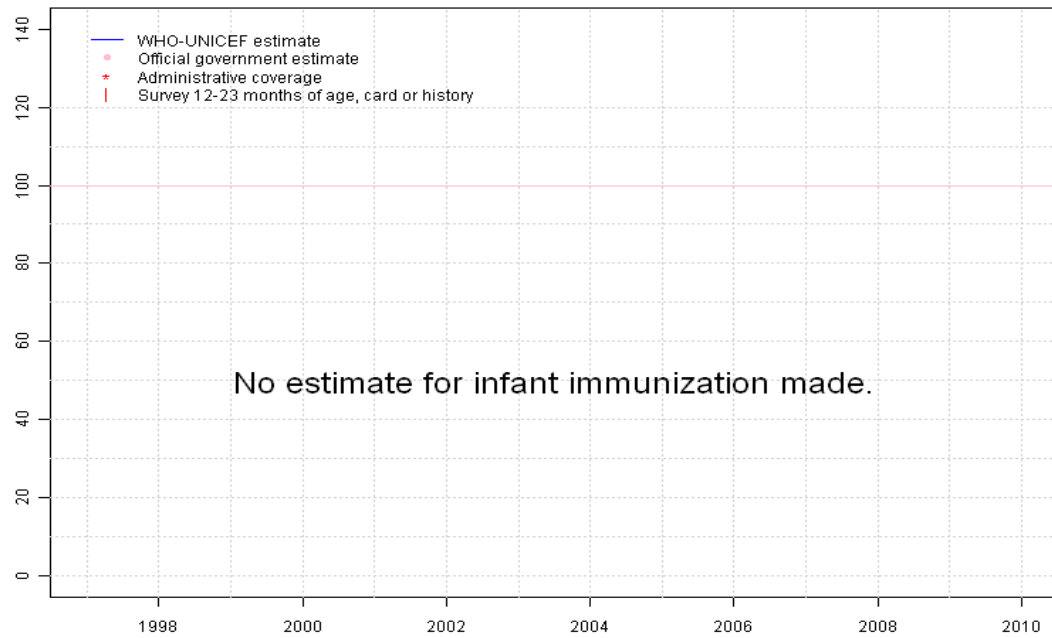
## Description:

- 2003: Hepatitis B vaccine introduced in 2003. 98 percent coverage achieved in 28 percent of the country. HepB partially introduced in 2003 nationally in 2004 reporting started in 2003.
- 2004: Estimate based on reported data. Hepatitis B vaccine available nationally.
- 2005: Estimate based on reported data.
- 2006: Estimate based on reported data.
- 2007: Estimate based on reported data. 92 percent survey results supports reported data of 92 percent.
- 2008: Estimate based on reported data.
- 2009: Estimate based on reported data. Current estimate of 93 percent changed from previous revision value of 92 percent.
- 2010: Estimate based on reported data.

	1997	1998	1999	2000	2001	2002	2003	2004	2005	2006	2007	2008	2009	2010
Estimate	NA	NA	NA	NA	NA	NA	27	98	92	96	92	92	93	93
Official	NA	NA	NA	NA	NA	NA	NA	98	92	96	92	92	93	93
Administrative	NA	NA	NA	NA	NA	NA	NA	98	92	96	92	92	93	93
Survey	NA	NA	NA	NA	NA	NA	NA	NA	NA	NA	92	NA	NA	NA

# Democratic People's Republic of Korea - Hib3

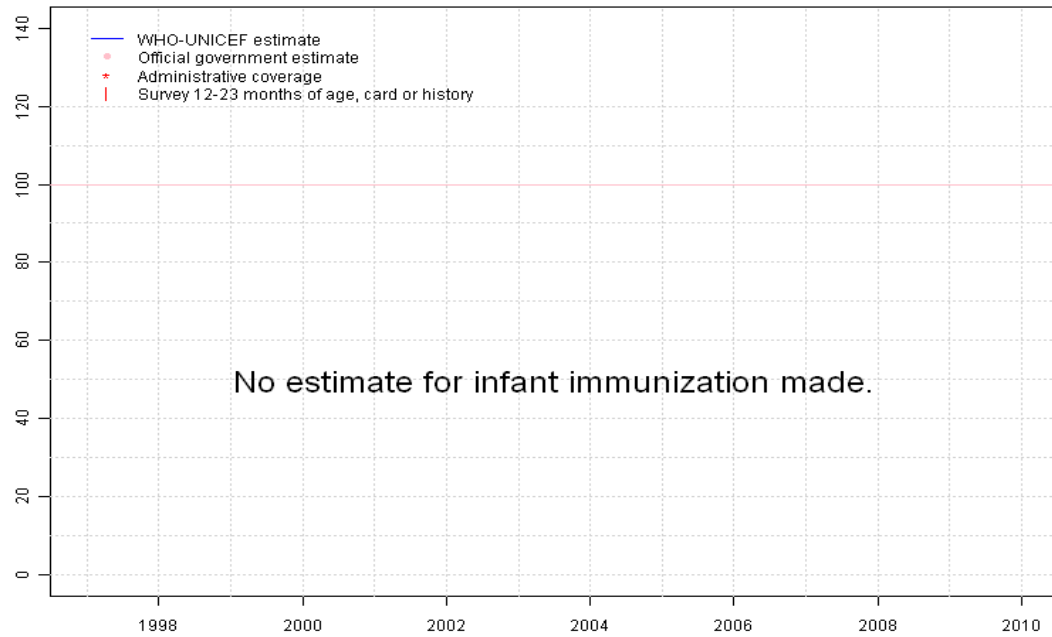
PRK - Hib3



	1997	1998	1999	2000	2001	2002	2003	2004	2005	2006	2007	2008	2009	2010
Estimate	NA	NA	NA	NA	NA	NA	NA	NA	NA	NA	NA	NA	NA	NA
Official	NA	NA	NA	NA	NA	NA	NA	NA	NA	NA	NA	NA	NA	NA
Administrative	NA	NA	NA	NA	NA	NA	NA	NA	NA	NA	NA	NA	NA	NA
Survey	NA	NA	NA	NA	NA	NA	NA	NA	NA	NA	NA	NA	NA	NA

# Democratic People's Republic of Korea - RotaC

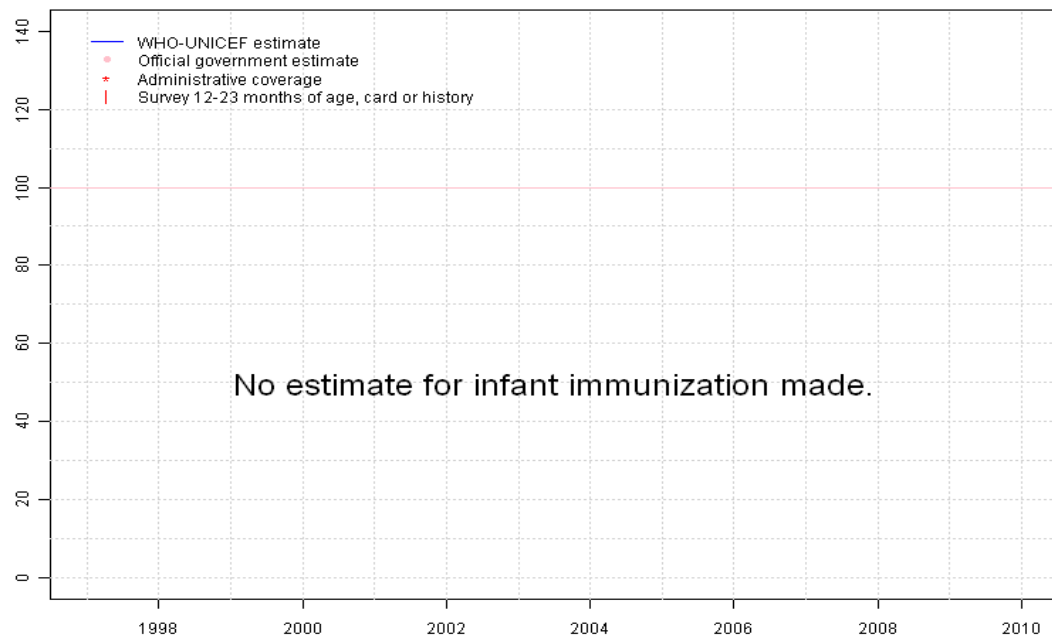
PRK - RotaC



	1997	1998	1999	2000	2001	2002	2003	2004	2005	2006	2007	2008	2009	2010
Estimate	NA	NA	NA	NA	NA	NA	NA	NA	NA	NA	NA	NA	NA	NA
Official	NA	NA	NA	NA	NA	NA	NA	NA	NA	NA	NA	NA	NA	NA
Administrative	NA	NA	NA	NA	NA	NA	NA	NA	NA	NA	NA	NA	NA	NA
Survey	NA	NA	NA	NA	NA	NA	NA	NA	NA	NA	NA	NA	NA	NA

# Democratic People's Republic of Korea - PcV3

PRK - PcV3



	1997	1998	1999	2000	2001	2002	2003	2004	2005	2006	2007	2008	2009	2010
Estimate	NA	NA	NA	NA	NA	NA	NA	NA	NA	NA	NA	NA	NA	NA
Official	NA	NA	NA	NA	NA	NA	NA	NA	NA	NA	NA	NA	NA	NA
Administrative	NA	NA	NA	NA	NA	NA	NA	NA	NA	NA	NA	NA	NA	NA
Survey	NA	NA	NA	NA	NA	NA	NA	NA	NA	NA	NA	NA	NA	NA

# Democratic People's Republic of Korea - survey details

## 2007 EPI Coverage Evaluation survey - 2008, Democratic People's Republic of Korea

Vaccine	Confirmation method	Coverage	Age cohort	Sample	Cards seen
BCG	Card or History	97	12-23 m	4103	100
DTP1	Card or History	94	12-23 m	4103	100
DTP3	Card or History	92	12-23 m	4103	100
HepB1	Card or History	94	12-23 m	4103	100
HepB3	Card or History	92	12-23 m	4103	100
MCV	Card or History	99	12-23 m	4103	100
Pol1	Card or History	100	12-23 m	4103	100
Pol3	Card or History	99	12-23 m	4103	100

DTP1	History	31	12-23 m	1075	99
DTP3	History	33	12-23 m	1075	99
DTP3	Card or History	96	12-23 m	1075	99
DTP3	Card	62	12-23 m	1075	99
MCV	History	10	12-23 m	1075	99
MCV	Card or History	92	12-23 m	1075	99
MCV	Card	82	12-23 m	1075	99
Pol1	History	18	12-23 m	1075	99
Pol1	Card	80	12-23 m	1075	99
Pol1	Card or History	98	12-23 m	1075	99
Pol3	Card or History	98	12-23 m	1075	99
Pol3	History	18	12-23 m	1075	99
Pol3	Card	80	12-23 m	1075	99

## 2001 Report on the DPRK Nutrition Assessment 2002

Vaccine	Confirmation method	Coverage	Age cohort	Sample	Cards seen
BCG	History	88	12-23 m	0	0
DTP3	History	66	12-23 m	0	0
MCV	History	95	12-23 m	0	0
Pol3	History	97	12-23 m	0	0

## 1997 MICS 1998

Vaccine	Confirmation method	Coverage	Age cohort	Sample	Cards seen
BCG	Card or History	64	12-23 m	294	94
DTP3	Card or History	37	12-23 m	294	94
MCV	Card or History	34	12-23 m	294	94
Pol3	Card or History	76	12-23 m	294	94

## 1999 Report of the Second Multiple Indicator Cluster Survey 2000, DPRK

Vaccine	Confirmation method	Coverage	Age cohort	Sample	Cards seen
BCG	Card	57	12-23 m	1075	99
BCG	Card or History	82	12-23 m	1075	99
BCG	History	24	12-23 m	1075	99
DTP1	Card	60	12-23 m	1075	99
DTP1	Card or History	91	12-23 m	1075	99

## 1997 The Multiple Indicator Cluster Survey in The Democratic People's Republic of Korea, 1998

Vaccine	Confirmation method	Coverage	Age cohort	Sample	Cards seen
BCG	Card	64	12-23 m	294	94
DTP3	Card	37	12-23 m	294	94
MCV	Card	34	12-23 m	294	94
Pol3	Card	76	12-23 m	294	94

Further information and estimates for 1980-1996 are available at:

[http://www.childinfo.org/immunization\\_countryreports.html](http://www.childinfo.org/immunization_countryreports.html)

[http://www.who.int/immunization\\_monitoring/routine/immunization\\_coverage/en/index4.html](http://www.who.int/immunization_monitoring/routine/immunization_coverage/en/index4.html)

## Democratic People's Republic of Korea

### WHO/UNICEF Estimates of Protection at Birth (PAB) against tetanus

In countries where tetanus is recommended for girls and women coverage is usually reported as "TT2+", i.e. the proportion of (pregnant) women who have received their second or superior TT dose in a given year. TT2 + coverage, however, can under-represent the actual proportion of births that are protected against tetanus as it does not include women who have previously received protective doses, women who received one dose without documentation of previous doses, and women who received doses in TT (or Td) supplemental immunization activities (SIA). In addition, girls who have received DTP in their childhood and are entering childbearing age, may be protected with TT booster doses.

WHO and UNICEF have developed a model that takes into account the above scenarios, and calculates the proportion of births in a given year that can be considered as having been protected against tetanus - "Protection at Birth".

In this model, annual cohorts of women are followed from infancy through their life. A proportion receive DTP in infancy (estimated based on the WHO-UNICEF estimates of DTP3 coverage). In addition some of these women also receive TT through routine services when they are pregnant and may also receive TT during SIAs. The model also adjusts reported data, taking into account coverage patterns in other years, and/or results available through surveys. The duration of protection is then calculated, based on WHO estimates of the duration of protection by doses ever received. The proportion of births that are protected against tetanus as a result of maternal immunization reflects the tetanus immunization received by the mother throughout her life rather than simply the TT immunizations received during the current pregnancy.

Year	PAB coverage estimate (%)
1997	60
1998	30
1999	55
2000	81
2001	80
2002	91
2003	91
2004	92
2005	90
2006	90
2007	91
2008	91
2009	91
2010	91

---

<sup>1</sup> This model is described in: Griffiths U., Wolfson L., Quddus A., Younus M., Hafiz R.. Incremental cost-effectiveness of supplementary immunization activities to prevent neo-natal tetanus in Pakistan. Bulletin of the World Health Organization 2004; 82:643-651.