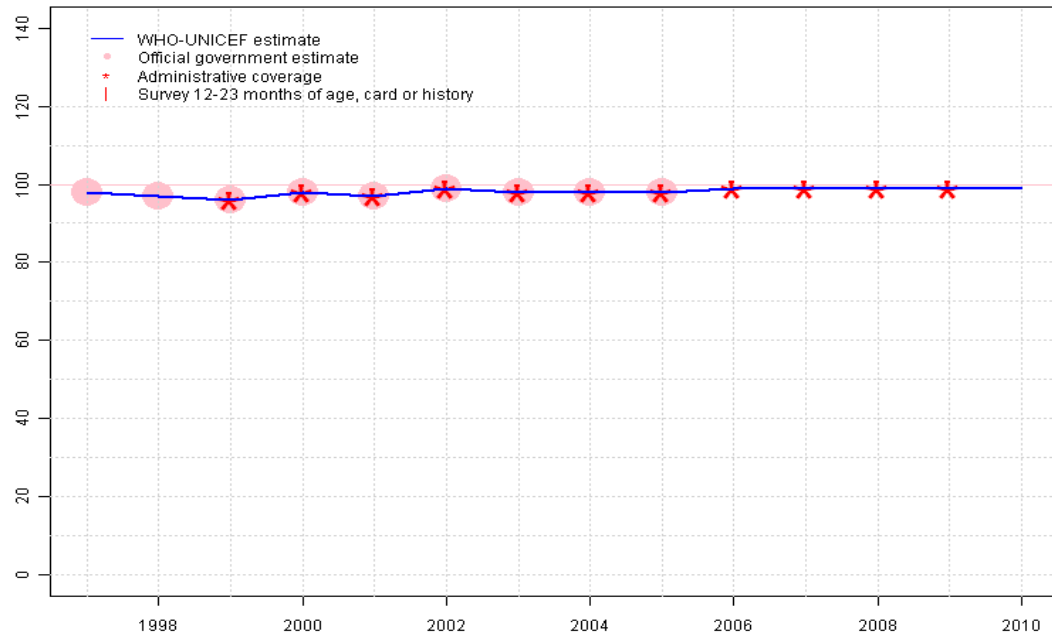


Croatia - BCG

HRV - BCG



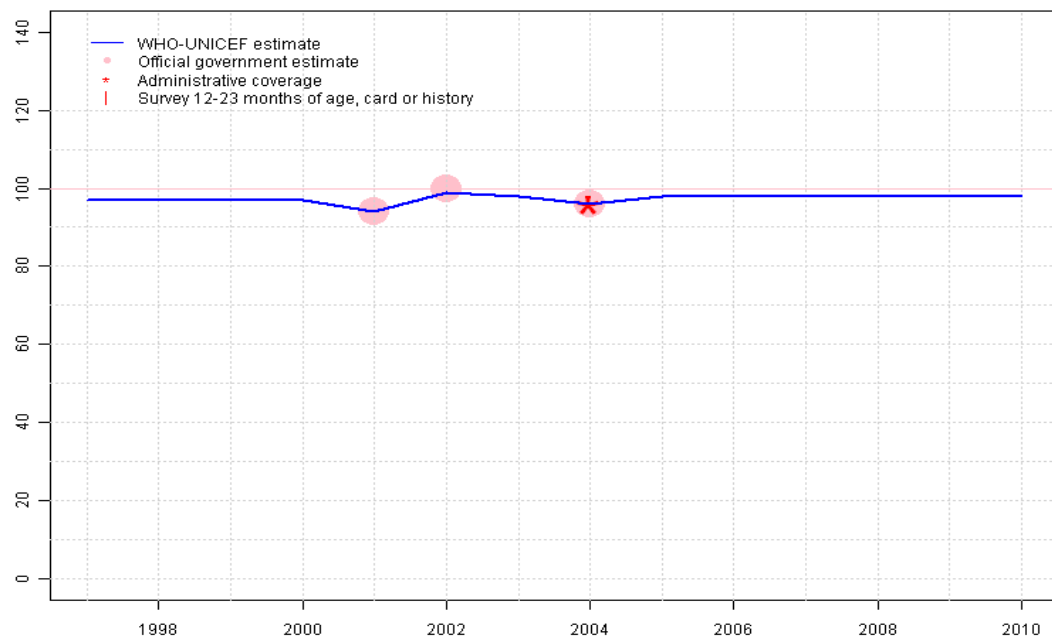
Description:

- 1997: Legacy estimate.
- 1998: Estimate based on reported data.
- 1999: Estimate based on reported data.
- 2000: Estimate based on reported data.
- 2001: Estimate based on reported data.
- 2002: Estimate based on reported data.
- 2003: Estimate based on reported data.
- 2004: Estimate based on reported data.
- 2005: Estimate based on reported data.
- 2006: Estimate based on reported data.
- 2007: Estimate based on reported data.
- 2008: Estimate based on reported data.
- 2009: Estimate based on reported data.
- 2010: Estimate based on extrapolation from 2009 value of 99 percent.

	1997	1998	1999	2000	2001	2002	2003	2004	2005	2006	2007	2008	2009	2010
Estimate	98	97	96	98	97	99	98	98	98	99	99	99	99	99
Official	98	97	96	98	97	99	98	98	98	NA	NA	NA	NA	NA
Administrative	NA	NA	96	98	97	99	98	98	98	99	99	99	99	NA
Survey	NA	NA	NA	NA	NA	NA	NA	NA	NA	NA	NA	NA	NA	NA

Croatia - DTP1

HRV - DTP1



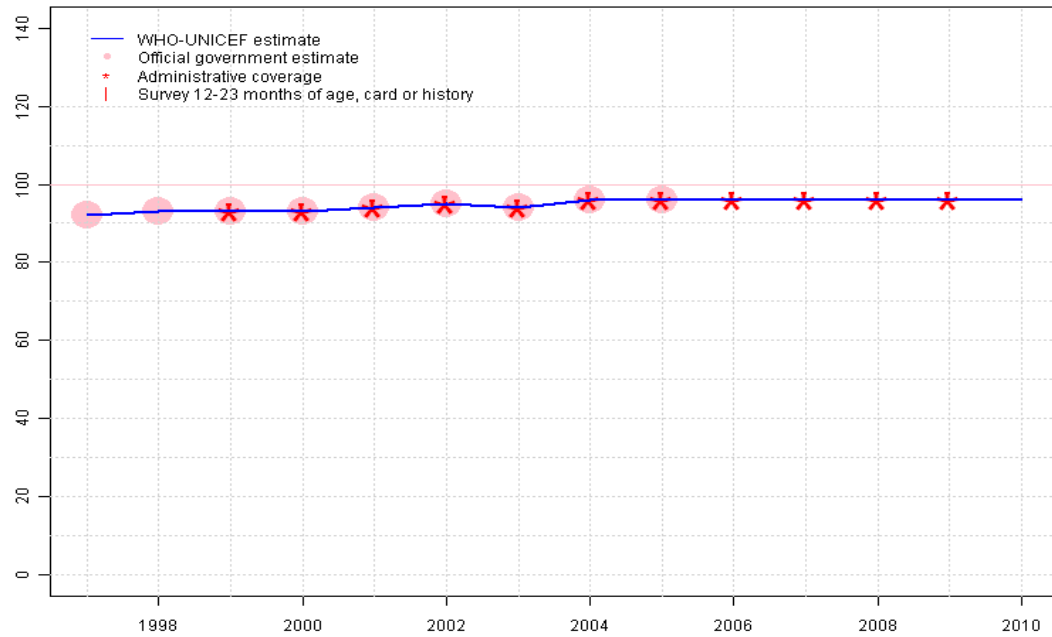
Description:

- 1997: Legacy estimate.
- 1998: No accepted DTP1 data. Estimate based on DTP3 coverage of 93.
- 1999: No accepted DTP1 data. Estimate based on DTP3 coverage of 93.
- 2000: No accepted DTP1 data. Estimate based on DTP3 coverage of 93.
- 2001: Estimate based on reported data. Current estimate of 94 percent changed from previous revision value of 97 percent.
- 2002: Estimate based on reported data.
- 2003: No accepted DTP1 data. Estimate based on DTP3 coverage of 94. Current estimate of 98 percent changed from previous revision value of 99 percent.
- 2004: Estimate based on reported data. Current estimate of 96 percent changed from previous revision value of 99 percent.
- 2005: No accepted DTP1 data. Estimate based on DTP3 coverage of 96. Current estimate of 98 percent changed from previous revision value of 99 percent.
- 2006: No accepted DTP1 data. Estimate based on DTP3 coverage of 96. Current estimate of 98 percent changed from previous revision value of 99 percent.
- 2007: No accepted DTP1 data. Estimate based on DTP3 coverage of 96. Current estimate of 98 percent changed from previous revision value of 99 percent.
- 2008: No accepted DTP1 data. Estimate based on DTP3 coverage of 96. Current estimate of 98 percent changed from previous revision value of 99 percent.
- 2009: No accepted DTP1 data. Estimate based on DTP3 coverage of 96. Current estimate of 98 percent changed from previous revision value of 99 percent.
- 2010: Estimate based on extrapolation from 2009 value of 98 percent.

	1997	1998	1999	2000	2001	2002	2003	2004	2005	2006	2007	2008	2009	2010
Estimate	97	97	97	97	94	99	98	96	98	98	98	98	98	98
Official	NA	NA	NA	NA	94	100	NA	96	NA	NA	NA	NA	NA	NA
Administrative	NA	NA	NA	NA	NA	NA	NA	96	NA	NA	NA	NA	NA	NA
Survey	NA	NA	NA	NA	NA	NA	NA	NA	NA	NA	NA	NA	NA	NA

Croatia - DTP3

HRV - DTP3



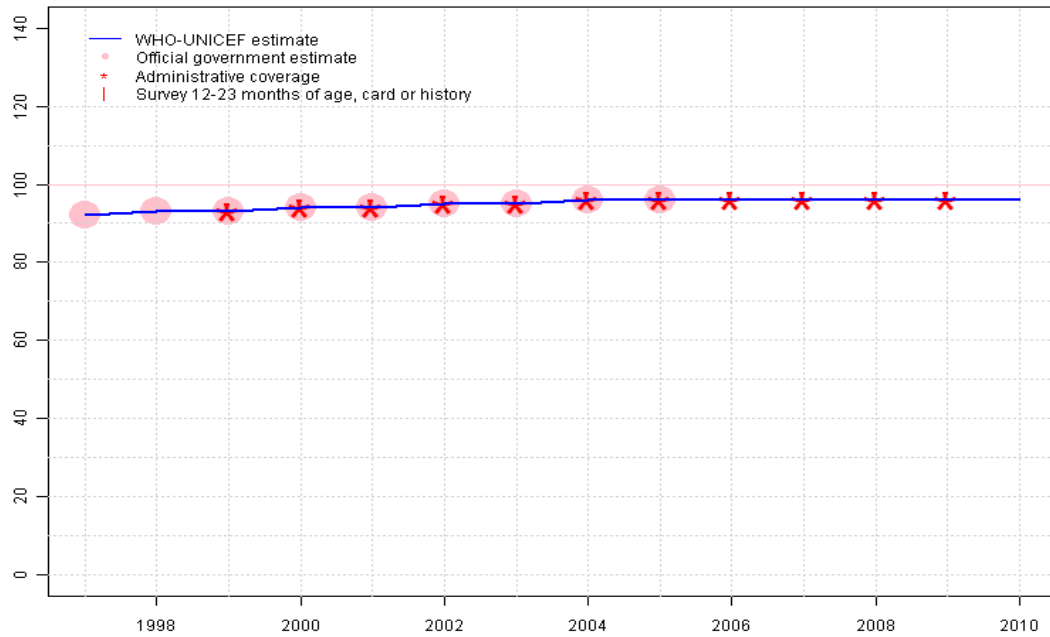
Description:

- 1997: Legacy estimate.
- 1998: Estimate based on reported data.
- 1999: Estimate based on reported data.
- 2000: Estimate based on reported data.
- 2001: Estimate based on reported data.
- 2002: Estimate based on reported data.
- 2003: Estimate based on reported data.
- 2004: Estimate based on reported data.
- 2005: Estimate based on reported data.
- 2006: Estimate based on reported data.
- 2007: Estimate based on reported data.
- 2008: Estimate based on reported data.
- 2009: Estimate based on reported data.
- 2010: Estimate based on extrapolation from 2009 value of 96 percent.

	1997	1998	1999	2000	2001	2002	2003	2004	2005	2006	2007	2008	2009	2010
Estimate	92	93	93	93	94	95	94	96	96	96	96	96	96	96
Official	92	93	93	93	94	95	94	96	96	NA	NA	NA	NA	NA
Administrative	NA	NA	93	93	94	95	94	96	96	96	96	96	96	NA
Survey	NA	NA	NA	NA	NA	NA	NA	NA	NA	NA	NA	NA	NA	NA

Croatia - Pol3

HRV - Pol3



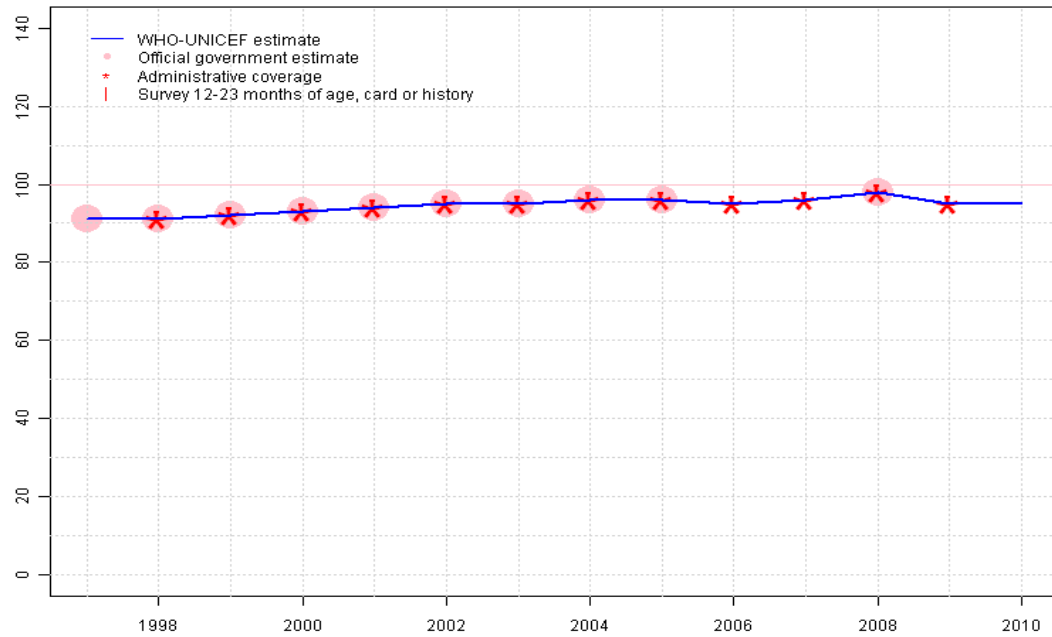
Description:

- 1997: Legacy estimate.
- 1998: Estimate based on reported data.
- 1999: Estimate based on reported data.
- 2000: Estimate based on reported data.
- 2001: Estimate based on reported data.
- 2002: Estimate based on reported data.
- 2003: Estimate based on reported data.
- 2004: Estimate based on reported data.
- 2005: Estimate based on reported data.
- 2006: Estimate based on reported data.
- 2007: Estimate based on reported data.
- 2008: Estimate based on reported data.
- 2009: Estimate based on reported data.
- 2010: Estimate based on extrapolation from 2009 value of 96 percent.

	1997	1998	1999	2000	2001	2002	2003	2004	2005	2006	2007	2008	2009	2010
Estimate	92	93	93	94	94	95	95	96	96	96	96	96	96	96
Official	92	93	93	94	94	95	95	96	96	NA	NA	NA	NA	NA
Administrative	NA	NA	93	94	94	95	95	96	96	96	96	96	96	NA
Survey	NA	NA	NA	NA	NA	NA	NA	NA	NA	NA	NA	NA	NA	NA

Croatia - MCV

HRV - MCV



Description:

1997: Legacy estimate.

1998: Estimate based on reported data.

1999: Estimate based on reported data.

2000: Estimate based on reported data.

2001: Estimate based on reported data.

2002: Estimate based on reported data.

2003: Estimate based on reported data.

2004: Estimate based on reported data.

2005: Estimate based on reported data.

2006: Estimate based on reported data.

2007: Estimate based on reported data.

2008: Estimate based on reported data.

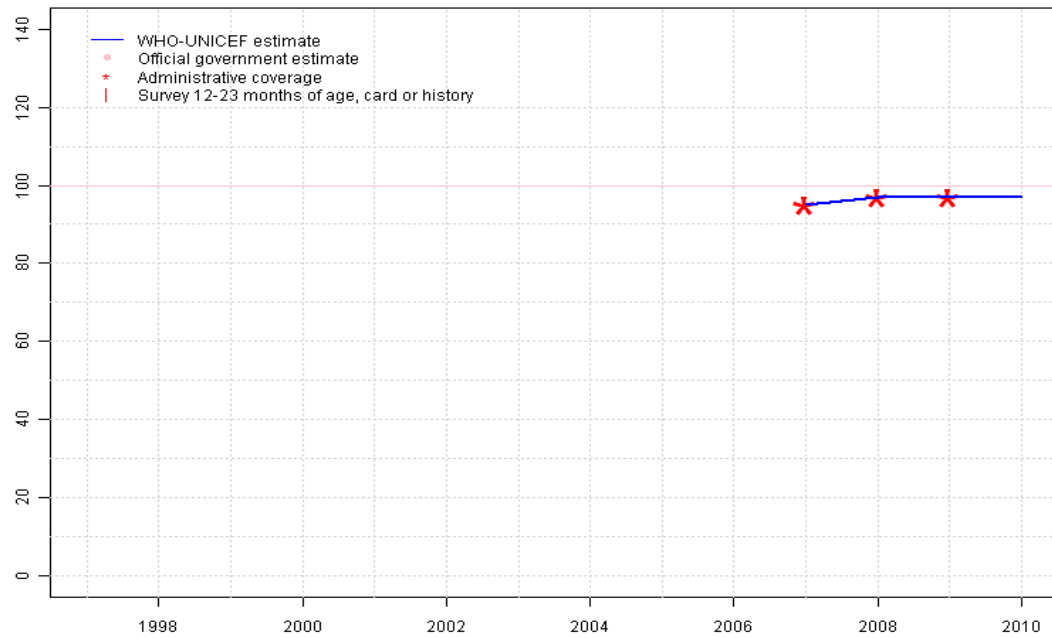
2009: Estimate based on reported data. Current estimate of 95 percent changed from previous revision value of 98 percent.

2010: Estimate based on extrapolation from 2009 value of 95 percent.

	1997	1998	1999	2000	2001	2002	2003	2004	2005	2006	2007	2008	2009	2010
Estimate	91	91	92	93	94	95	95	96	96	95	96	98	95	95
Official	91	91	92	93	94	95	95	96	96	NA	NA	98	NA	NA
Administrative	NA	91	92	93	94	95	95	96	96	95	96	98	95	NA
Survey	NA	NA	NA	NA	NA	NA	NA	NA	NA	NA	NA	NA	NA	NA

Croatia - HepB3

HRV - HepB3



Description:

2007: Estimate based on reported data. HepB introduced in 1999. Reporting started in 2007. Vaccine presentation is HepB .

2008: Estimate based on reported data.

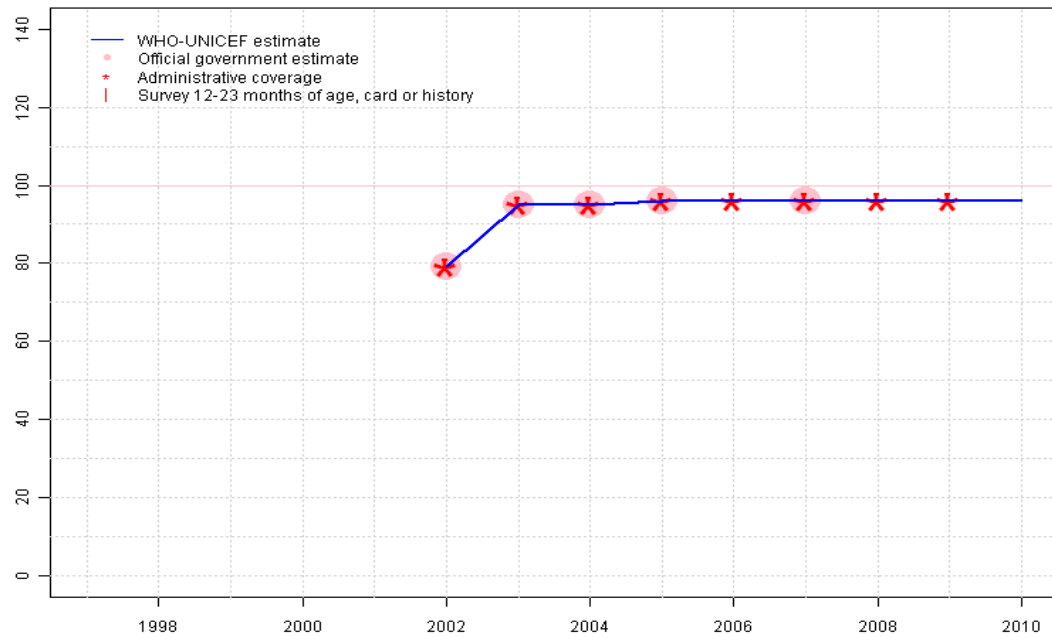
2009: Estimate based on reported data.

2010: Estimate based on extrapolation from 2009 value of 97 percent.

	1997	1998	1999	2000	2001	2002	2003	2004	2005	2006	2007	2008	2009	2010
Estimate	NA	NA	NA	NA	NA	NA	NA	NA	NA	NA	95	97	97	97
Official	NA	NA	NA	NA	NA	NA	NA	NA	NA	NA	NA	NA	NA	NA
Administrative	NA	NA	NA	NA	NA	NA	NA	NA	NA	NA	95	97	97	NA
Survey	NA	NA	NA	NA	NA	NA	NA	NA	NA	NA	NA	NA	NA	NA

Croatia - Hib3

HRV - Hib3

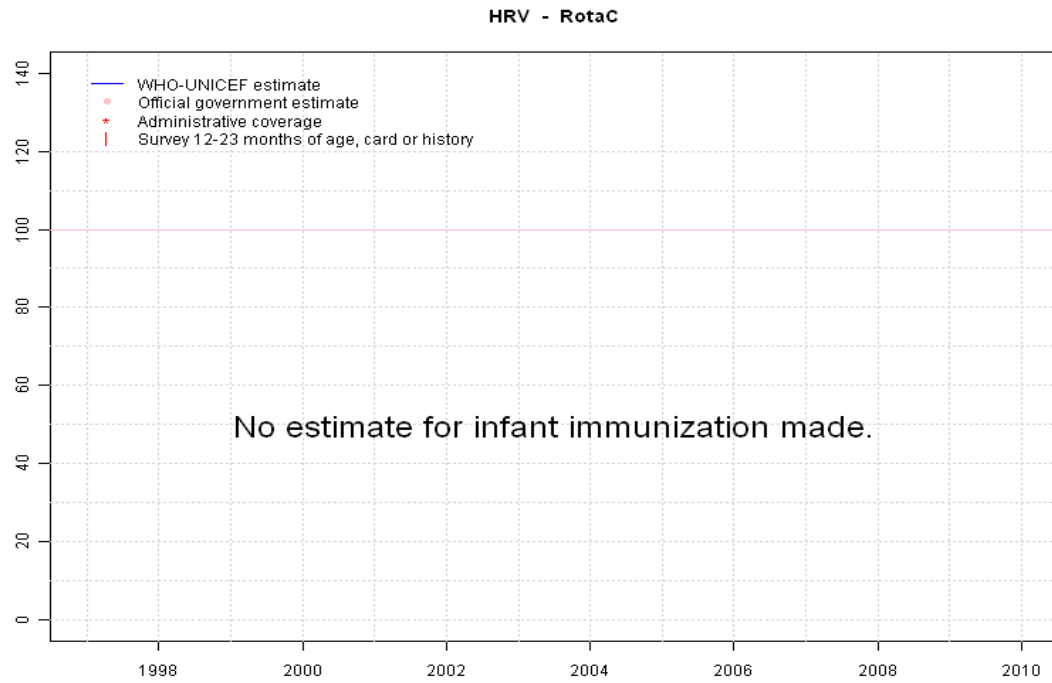


Description:

- 2002: Estimate based on reported data. Hib introduced in 2002
- 2003: Estimate based on reported data.
- 2004: Estimate based on reported data.
- 2005: Estimate based on reported data.
- 2006: Estimate based on reported data.
- 2007: Estimate based on reported data.
- 2008: Estimate based on reported data.
- 2009: Estimate based on reported data.
- 2010: Estimate based on extrapolation from 2009 value of 96 percent.

	1997	1998	1999	2000	2001	2002	2003	2004	2005	2006	2007	2008	2009	2010
Estimate	NA	NA	NA	NA	NA	79	95	95	96	96	96	96	96	96
Official	NA	NA	NA	NA	NA	79	95	95	96	NA	96	NA	NA	NA
Administrative	NA	NA	NA	NA	NA	79	95	95	96	96	96	96	96	NA
Survey	NA	NA	NA	NA	NA	NA	NA	NA	NA	NA	NA	NA	NA	NA

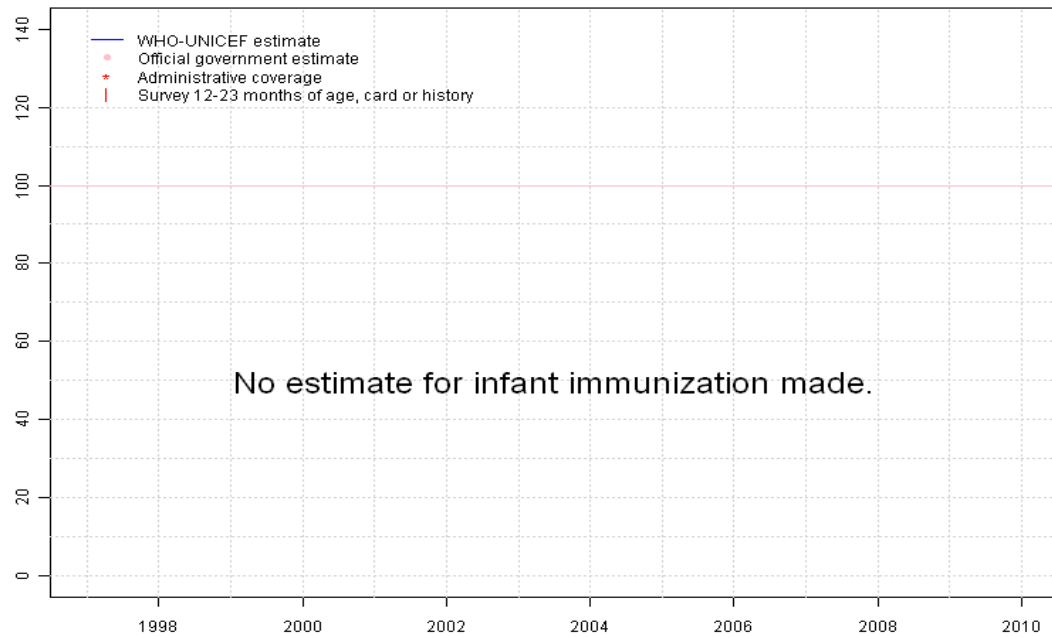
Croatia - RotaC



	1997	1998	1999	2000	2001	2002	2003	2004	2005	2006	2007	2008	2009	2010
Estimate	NA	NA	NA	NA	NA	NA	NA	NA	NA	NA	NA	NA	NA	NA
Official	NA	NA	NA	NA	NA	NA	NA	NA	NA	NA	NA	NA	NA	NA
Administrative	NA	NA	NA	NA	NA	NA	NA	NA	NA	NA	NA	NA	NA	NA
Survey	NA	NA	NA	NA	NA	NA	NA	NA	NA	NA	NA	NA	NA	NA

Croatia - PcV3

HRV - PcV3



	1997	1998	1999	2000	2001	2002	2003	2004	2005	2006	2007	2008	2009	2010
Estimate	NA	NA	NA	NA	NA	NA	NA	NA	NA	NA	NA	NA	NA	NA
Official	NA	NA	NA	NA	NA	NA	NA	NA	NA	NA	NA	NA	NA	NA
Administrative	NA	NA	NA	NA	NA	NA	NA	NA	NA	NA	NA	NA	NA	NA
Survey	NA	NA	NA	NA	NA	NA	NA	NA	NA	NA	NA	NA	NA	NA

Further information and estimates for 1980-1996 are available at:

http://www.childinfo.org/immunization_countryreports.html

http://www.who.int/immunization_monitoring/routine/immunization_coverage/en/index4.html