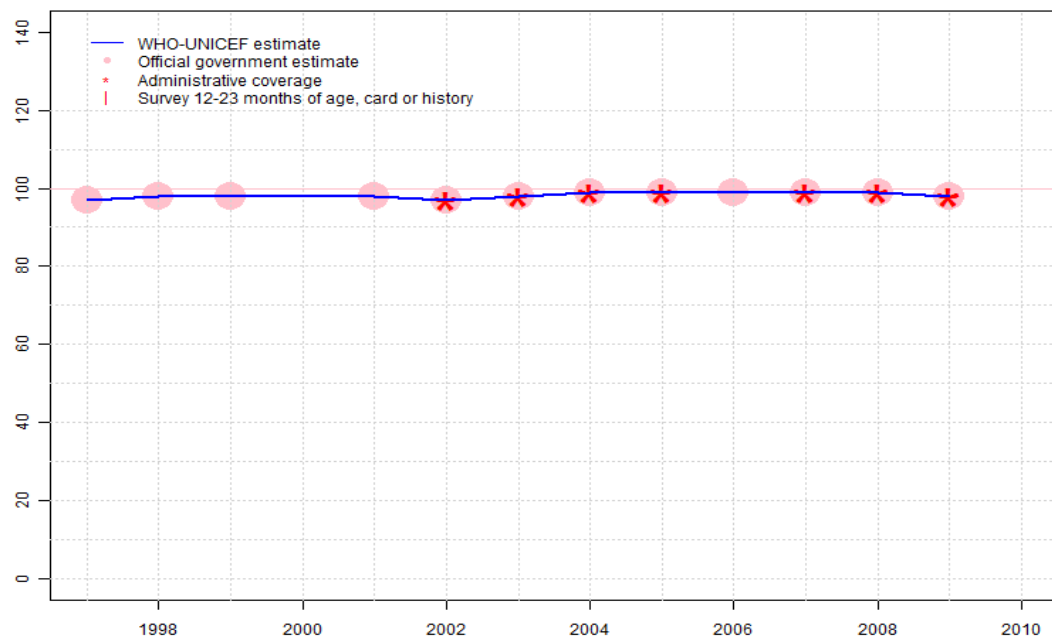


Czech Republic - BCG

CZE - BCG



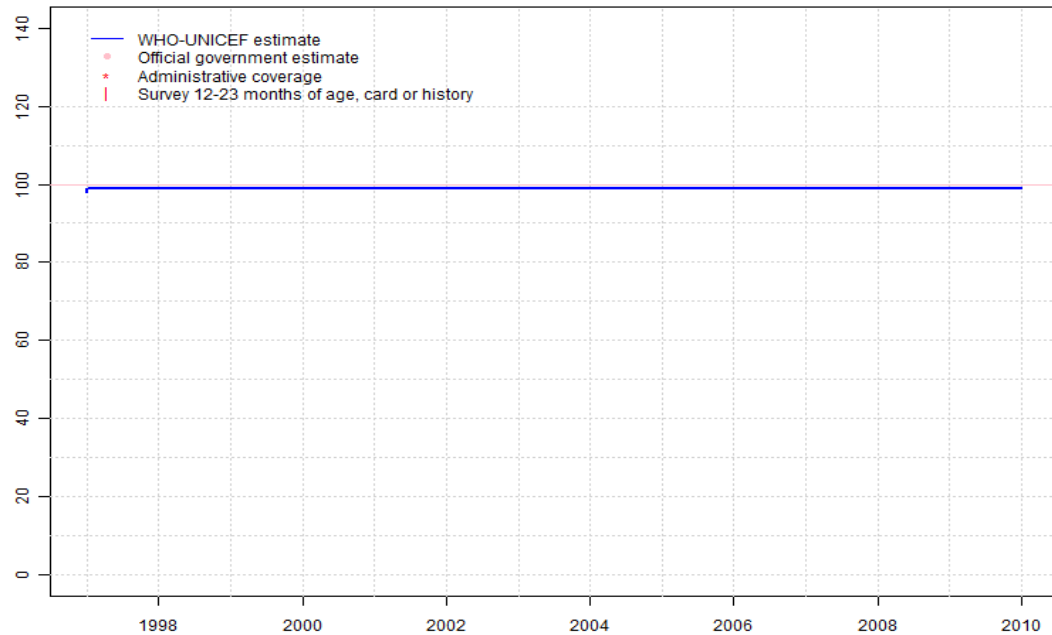
Description:

- 1997: Legacy estimate.
- 1998: Estimate based on reported data.
- 1999: Estimate based on reported data.
- 2000: Estimate based on interpolation between 1999 and 2001.
- 2001: Estimate based on reported data.
- 2002: Estimate based on reported data.
- 2003: Estimate based on reported data.
- 2004: Estimate based on reported data.
- 2005: Estimate based on reported data.
- 2006: Estimate based on reported data.
- 2007: Estimate based on reported data.
- 2008: Estimate based on reported data.
- 2009: Estimate based on reported data. BCG vaccination discontinued from 2010.

	1997	1998	1999	2000	2001	2002	2003	2004	2005	2006	2007	2008	2009	2010
Estimate	97	98	98	98	98	97	98	99	99	99	99	99	98	NA
Official	97	98	98	NA	98	97	98	99	99	99	99	99	98	NA
Administrative	NA	NA	NA	NA	NA	97	98	99	99	NA	99	99	98	NA
Survey	NA	NA	NA	NA	NA	NA	NA	NA	NA	NA	NA	NA	NA	NA

Czech Republic - DTP1

CZE - DTP1



	1997	1998	1999	2000	2001	2002	2003	2004	2005	2006	2007	2008	2009	2010
Estimate	99	99	99	99	99	99	99	99	99	99	99	99	99	99
Official	NA	NA	NA	NA	NA	NA	NA	NA	NA	NA	NA	NA	NA	NA
Administrative	NA	NA	NA	NA	NA	NA	NA	NA	NA	NA	NA	NA	NA	NA
Survey	NA	NA	NA	NA	NA	NA	NA	NA	NA	NA	NA	NA	NA	NA

Description:

1997: Legacy estimate.

1997: No DTP1 data reported. Estimate based on estimated DTP3 coverage. Current estimate of 99 percent changed from previous revision value of 98 percent.

1998: No DTP1 data reported. Estimate based on estimated DTP3 coverage. Current estimate of 99 percent changed from previous revision value of 98 percent.

1999: No DTP1 data reported. Estimate based on estimated DTP3 coverage. Current estimate of 99 percent changed from previous revision value of 98 percent.

2000: Estimate based on interpolation between 1999 and 2002. Current estimate of 99 percent changed from previous revision value of 98 percent.

2001: Estimate based on interpolation between 1999 and 2002. Current estimate of 99 percent changed from previous revision value of 98 percent.

2002: No DTP1 data reported. Estimate based on estimated DTP3 coverage. Current estimate of 99 percent changed from previous revision value of 98 percent.

2003: No DTP1 data reported. Estimate based on estimated DTP3 coverage. Current estimate of 99 percent changed from previous revision value of 98 percent.

2004: No DTP1 data reported. Estimate based on estimated DTP3 coverage. Current estimate of 99 percent changed from previous revision value of 98 percent.

2005: No DTP1 data reported. Estimate based on estimated DTP3 coverage. Current estimate of 99 percent changed from previous revision value of 98 percent.

2006: No DTP1 data reported. Estimate based on estimated DTP3 coverage. Current estimate of 99 percent changed from previous revision value of 98 percent.

2007: No DTP1 data reported. Estimate based on estimated DTP3 coverage. Current estimate of 99 percent changed from previous revision value of 98 percent.

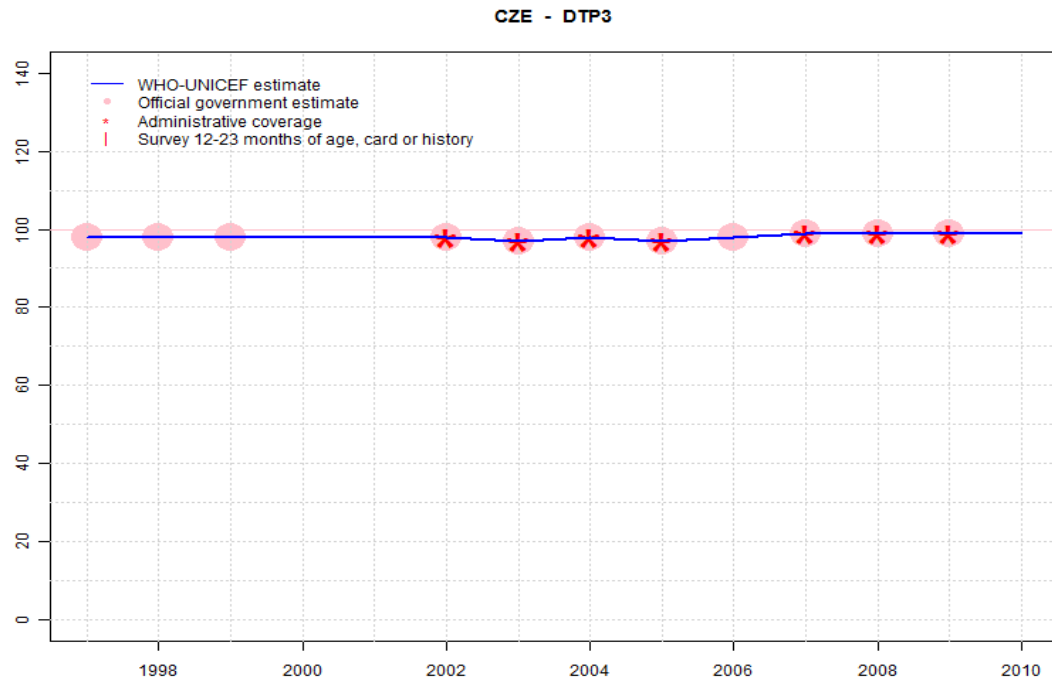
2008: No DTP1 data reported. Estimate based on estimated DTP3 coverage. Current estimate of 99 percent changed from previous revision value of 98 percent.

2009: No DTP1 data reported. Estimate based on estimated DTP3 coverage. Current estimate of 99 percent changed from previous revision value of 98 percent.

2010: Estimate based on extrapolation from 2009 value of 99 percent.

Czech Republic - DTP3

Description:

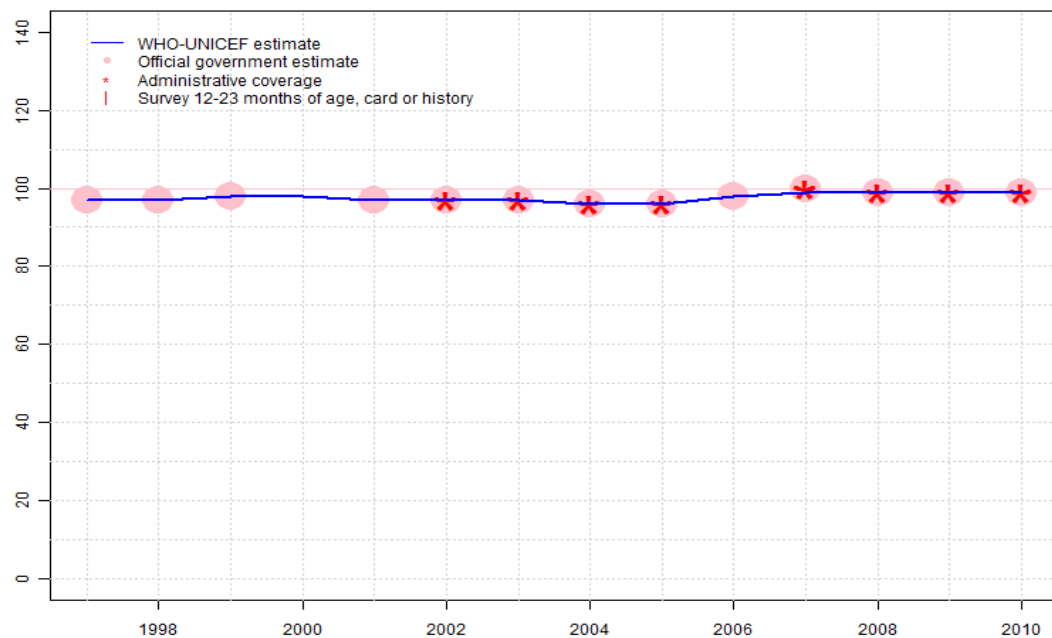


- 1997: Legacy estimate.
- 1998: Estimate based on reported data.
- 1999: Estimate based on reported data.
- 2000: Estimate based on interpolation between 1999 and 2002.
- 2001: Estimate based on interpolation between 1999 and 2002.
- 2002: Estimate based on reported data.
- 2003: Estimate based on reported data.
- 2004: Estimate based on reported data.
- 2005: Estimate based on reported data.
- 2006: Estimate based on reported data.
- 2007: Estimate based on reported data.
- 2008: Estimate based on reported data.
- 2009: Estimate based on reported data.
- 2010: Estimate based on extrapolation from 2009 value of 99 percent.

	1997	1998	1999	2000	2001	2002	2003	2004	2005	2006	2007	2008	2009	2010
Estimate	98	98	98	98	98	98	97	98	97	98	99	99	99	99
Official	98	98	98	NA	NA	98	97	98	97	98	99	99	99	NA
Administrative	NA	NA	NA	NA	NA	98	97	98	97	NA	99	99	99	NA
Survey	NA	NA	NA	NA	NA	NA	NA	NA	NA	NA	NA	NA	NA	NA

Czech Republic - Pol3

CZE - Pol3

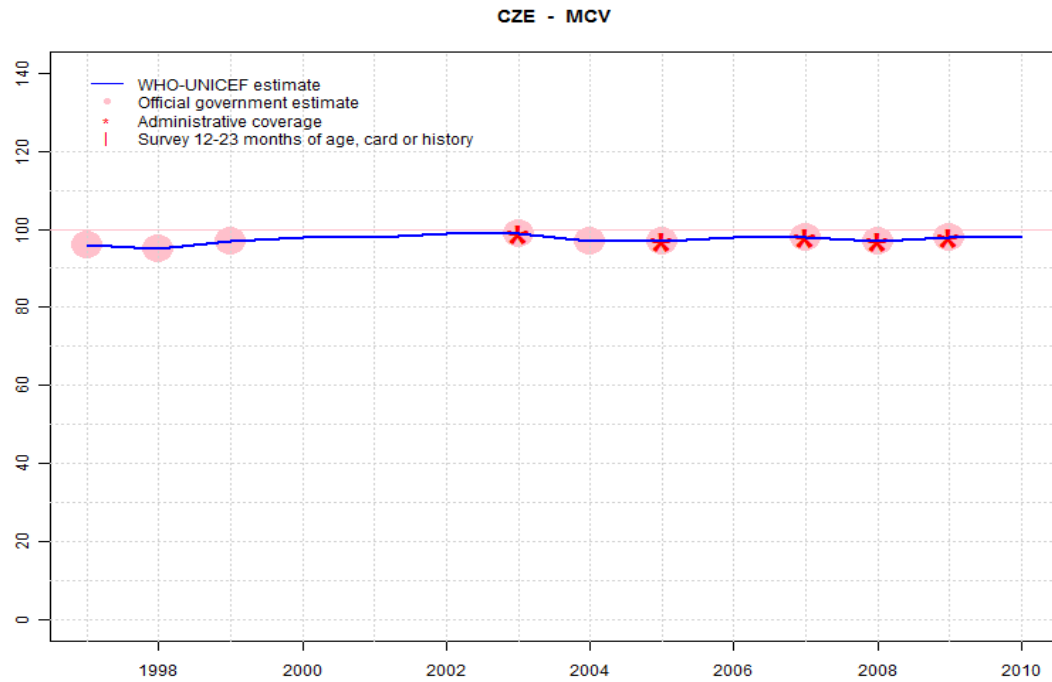


Description:

- 1997: Legacy estimate.
- 1998: Estimate based on reported data.
- 1999: Estimate based on reported data.
- 2000: Estimate based on interpolation between 1999 and 2001.
- 2001: Estimate based on reported data.
- 2002: Estimate based on reported data.
- 2003: Estimate based on reported data.
- 2004: Estimate based on reported data.
- 2005: Estimate based on reported data.
- 2006: Estimate based on reported data.
- 2007: Estimate based on reported data.
- 2008: Estimate based on reported data.
- 2009: Estimate based on reported data.
- 2010: Estimate based on reported data.

	1997	1998	1999	2000	2001	2002	2003	2004	2005	2006	2007	2008	2009	2010
Estimate	97	97	98	98	97	97	97	96	96	98	99	99	99	99
Official	97	97	98	NA	97	97	97	96	96	98	100	99	99	99
Administrative	NA	NA	NA	NA	NA	97	97	96	96	NA	100	99	99	99
Survey	NA	NA	NA	NA	NA	NA	NA	NA	NA	NA	NA	NA	NA	NA

Czech Republic - MCV



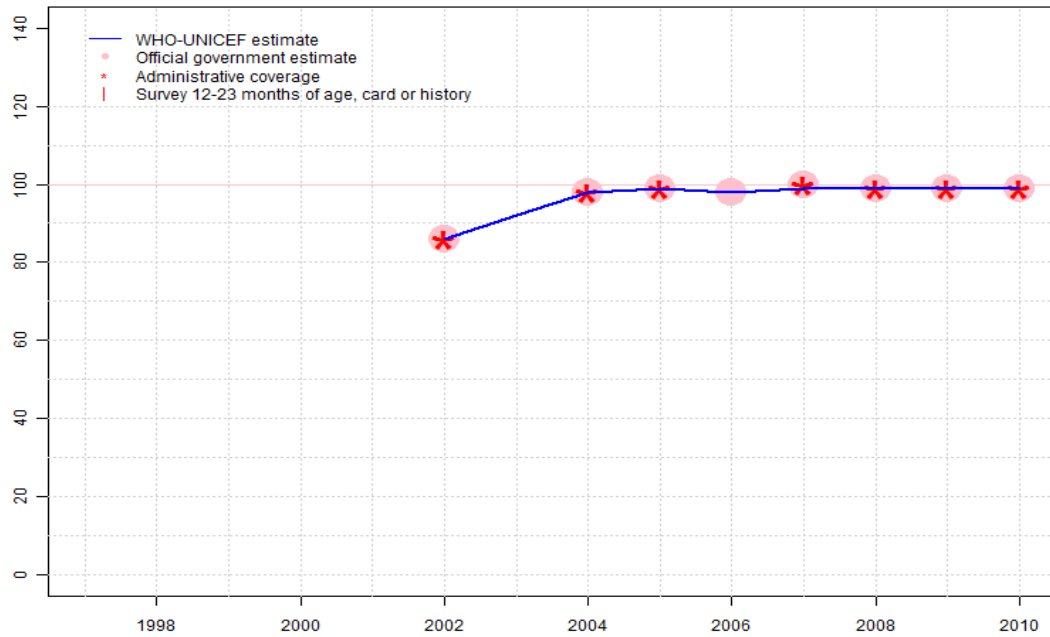
Description:

- 1997: Legacy estimate.
- 1998: Estimate based on reported data.
- 1999: Estimate based on reported data.
- 2000: Estimate based on interpolation between 1999 and 2003.
- 2001: Estimate based on interpolation between 1999 and 2003.
- 2002: Estimate based on interpolation between 1999 and 2003.
- 2003: Estimate based on reported data.
- 2004: Estimate based on reported data.
- 2005: Estimate based on reported data.
- 2006: Estimate based on interpolation between 2005 and 2007.
- 2007: Estimate based on reported data.
- 2008: Estimate based on reported data.
- 2009: Estimate based on reported data.
- 2010: Estimate based on extrapolation from 2009 value of 98 percent.

	1997	1998	1999	2000	2001	2002	2003	2004	2005	2006	2007	2008	2009	2010
Estimate	96	95	97	98	98	99	99	97	97	98	98	97	98	98
Official	96	95	97	NA	NA	NA	99	97	97	NA	98	97	98	NA
Administrative	NA	NA	NA	NA	NA	NA	99	NA	97	NA	98	97	98	NA
Survey	NA	NA	NA	NA	NA	NA	NA	NA	NA	NA	NA	NA	NA	NA

Czech Republic - HepB3

CZE - HepB3



Description:

2002: Estimate based on reported data. HepB introduced in 2001. Reporting started in 2002.

2003: Estimate based on interpolation between 2002 and 2004.

2004: Estimate based on reported data.

2005: Estimate based on reported data.

2006: Estimate based on reported data.

2007: Estimate based on reported data.

2008: Estimate based on reported data.

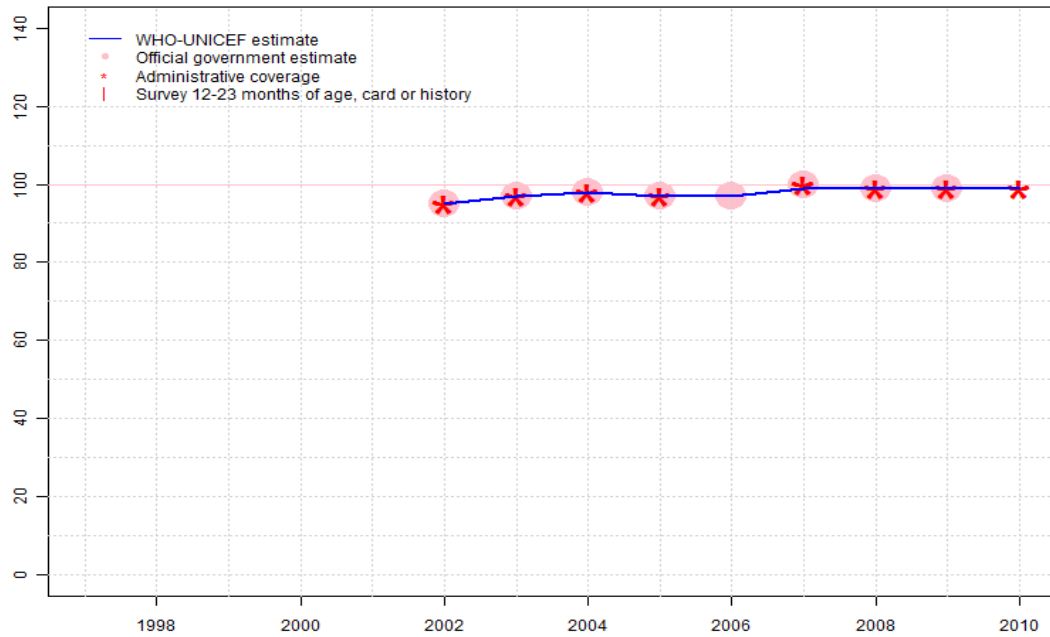
2009: Estimate based on reported data.

2010: Estimate based on reported data.

	1997	1998	1999	2000	2001	2002	2003	2004	2005	2006	2007	2008	2009	2010
Estimate	NA	NA	NA	NA	NA	86	92	98	99	98	99	99	99	99
Official	NA	NA	NA	NA	NA	86	NA	98	99	98	100	99	99	99
Administrative	NA	NA	NA	NA	NA	86	NA	98	99	NA	100	99	99	99
Survey	NA	NA	NA	NA	NA	NA	NA	NA	NA	NA	NA	NA	NA	NA

Czech Republic - Hib3

CZE - Hib3



Description:

2002: Estimate based on reported data. Hib introduced in 2001. Reporting started in 2002.

2003: Estimate based on reported data.

2004: Estimate based on reported data.

2005: Estimate based on reported data.

2006: Estimate based on reported data.

2007: Estimate based on reported data.

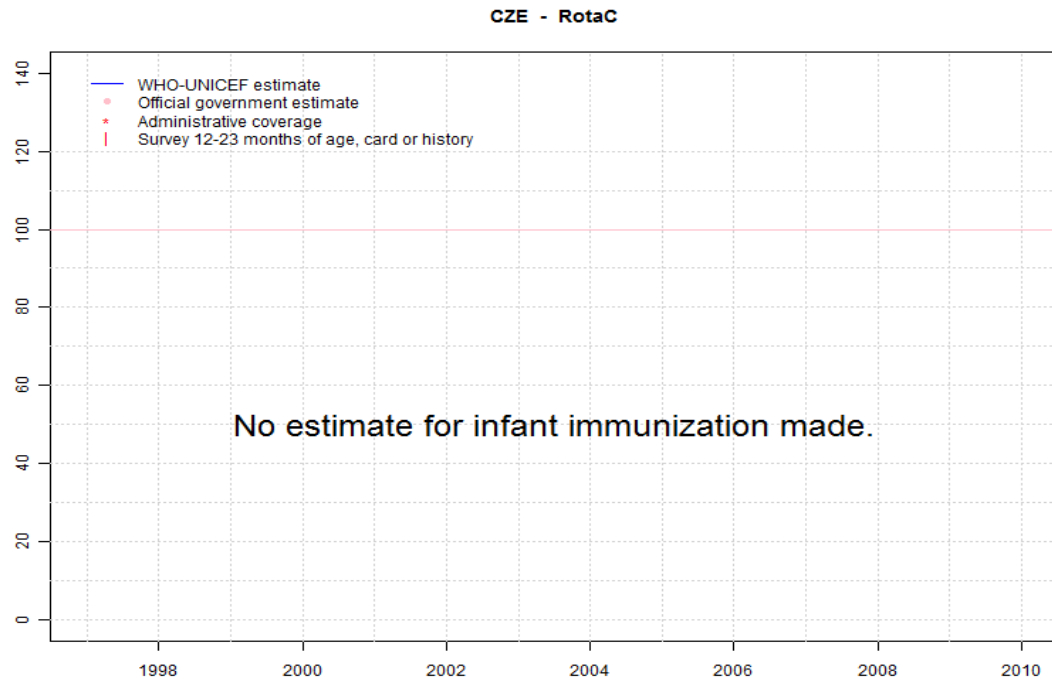
2008: Estimate based on reported data.

2009: Estimate based on reported data.

2010: Estimate based on reported data.

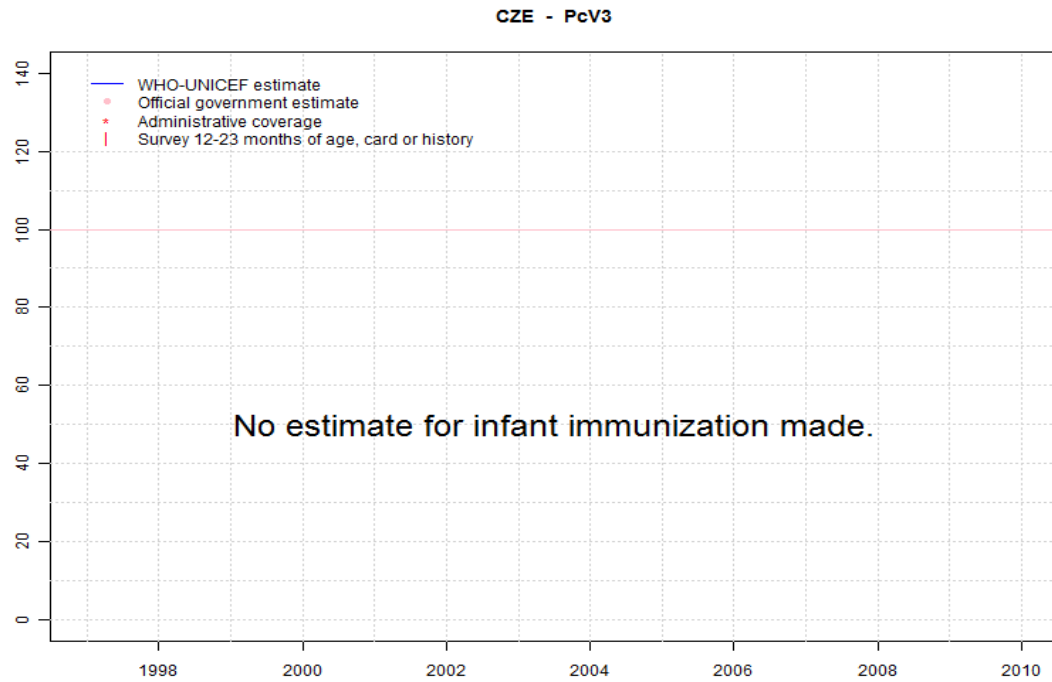
	1997	1998	1999	2000	2001	2002	2003	2004	2005	2006	2007	2008	2009	2010
Estimate	NA	NA	NA	NA	NA	95	97	98	97	97	99	99	99	99
Official	NA	NA	NA	NA	NA	95	97	98	97	97	100	99	99	NA
Administrative	NA	NA	NA	NA	NA	95	97	98	97	NA	100	99	99	99
Survey	NA	NA	NA	NA	NA	NA	NA	NA	NA	NA	NA	NA	NA	NA

Czech Republic - RotaC



	1997	1998	1999	2000	2001	2002	2003	2004	2005	2006	2007	2008	2009	2010
Estimate	NA	NA	NA	NA	NA	NA	NA	NA	NA	NA	NA	NA	NA	NA
Official	NA	NA	NA	NA	NA	NA	NA	NA	NA	NA	NA	NA	NA	NA
Administrative	NA	NA	NA	NA	NA	NA	NA	NA	NA	NA	NA	NA	NA	NA
Survey	NA	NA	NA	NA	NA	NA	NA	NA	NA	NA	NA	NA	NA	NA

Czech Republic - PcV3



	1997	1998	1999	2000	2001	2002	2003	2004	2005	2006	2007	2008	2009	2010
Estimate	NA	NA	NA	NA	NA	NA	NA	NA	NA	NA	NA	NA	NA	NA
Official	NA	NA	NA	NA	NA	NA	NA	NA	NA	NA	NA	NA	NA	NA
Administrative	NA	NA	NA	NA	NA	NA	NA	NA	NA	NA	NA	NA	NA	NA
Survey	NA	NA	NA	NA	NA	NA	NA	NA	NA	NA	NA	NA	NA	NA

Further information and estimates for 1980-1996 are available at:

http://www.childinfo.org/immunization_countryreports.html

http://www.who.int/immunization_monitoring/routine/immunization_coverage/en/index4.html