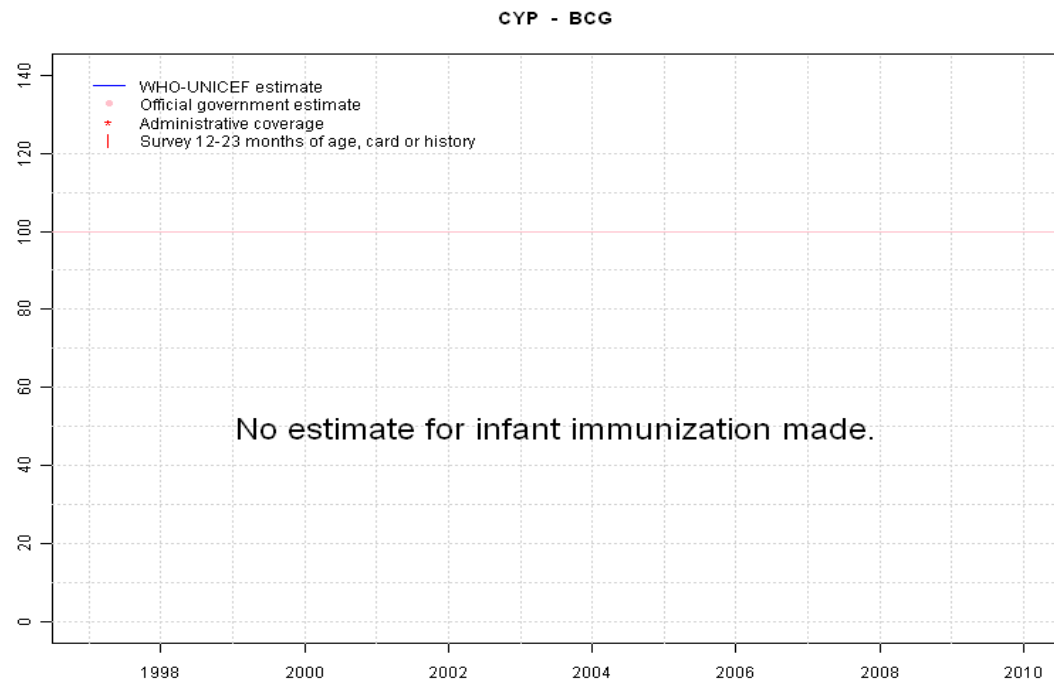


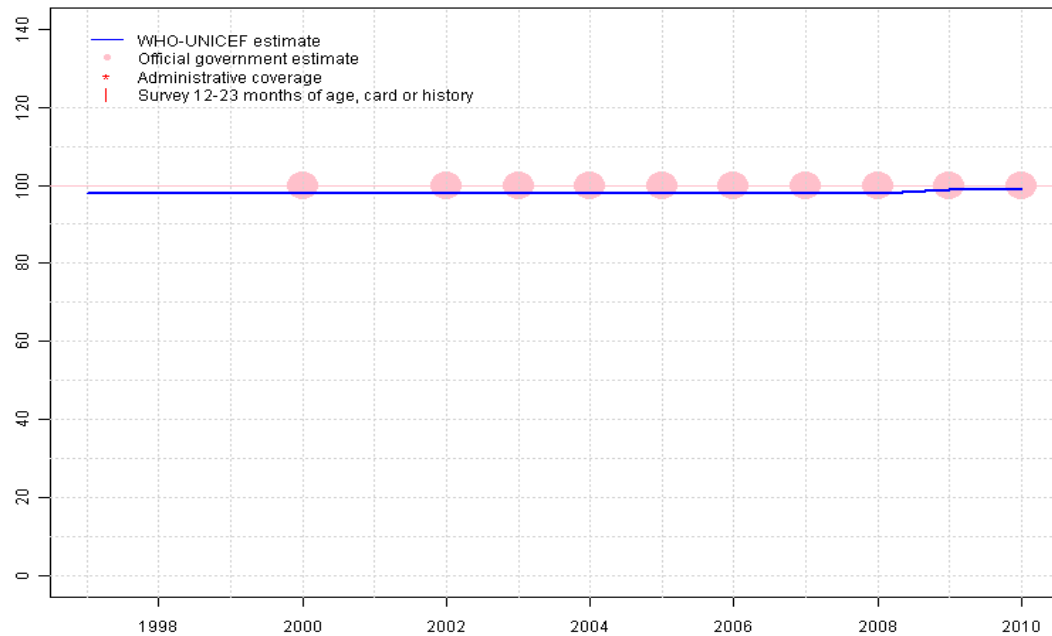
Cyprus - BCG



| | 1997 | 1998 | 1999 | 2000 | 2001 | 2002 | 2003 | 2004 | 2005 | 2006 | 2007 | 2008 | 2009 | 2010 |
|----------------|------|------|------|------|------|------|------|------|------|------|------|------|------|------|
| Estimate | NA | NA | NA | NA | NA | NA | NA | NA | NA | NA | NA | NA | NA | NA |
| Official | NA | NA | NA | NA | NA | NA | NA | NA | NA | NA | NA | NA | NA | NA |
| Administrative | NA | NA | NA | NA | NA | NA | NA | NA | NA | NA | NA | NA | NA | NA |
| Survey | NA | NA | NA | NA | NA | NA | NA | NA | NA | NA | NA | NA | NA | NA |

Cyprus - DTP1

CYP - DTP1



| | 1997 | 1998 | 1999 | 2000 | 2001 | 2002 | 2003 | 2004 | 2005 | 2006 | 2007 | 2008 | 2009 | 2010 |
|----------------|------|------|------|------|------|------|------|------|------|------|------|------|------|------|
| Estimate | 98 | 98 | 98 | 98 | 98 | 98 | 98 | 98 | 98 | 98 | 98 | 98 | 99 | 99 |
| Official | NA | NA | NA | 100 | NA | 100 | 100 | 100 | 100 | 100 | 100 | 100 | 100 | 100 |
| Administrative | NA | NA | NA | NA | NA | NA | NA | NA | NA | NA | NA | NA | NA | NA |
| Survey | NA | NA | NA | NA | NA | NA | NA | NA | NA | NA | NA | NA | NA | NA |

Description:

1997: Legacy estimate.

1998: Estimate based on interpolation between 1997 and 2000.

1999: Estimate based on interpolation between 1997 and 2000.

2000: Reported data 100 percent calibrated to 1997 levels. Reported data of 100 percent estimated by extrapolating from 2000

2001: Estimate based on interpolation between 2000 and 2002.

2002: Reported data 100 percent calibrated to 1997 levels. Reported data of 100 percent estimated by extrapolating from 2000 Current estimate of 98 percent changed from previous revision value of 99 percent.

2003: Reported data 100 percent calibrated to 1997 levels. Reported data of 100 percent estimated by extrapolating from 2000 Current estimate of 98 percent changed from previous revision value of 99 percent.

2004: Reported data 100 percent calibrated to 1997 levels. Reported data of 100 percent estimated by extrapolating from 2000 Current estimate of 98 percent changed from previous revision value of 99 percent.

2005: Reported data 100 percent calibrated to 1997 levels. Reported data of 100 percent estimated by extrapolating from 2000 Current estimate of 98 percent changed from previous revision value of 99 percent.

2006: Reported data 100 percent calibrated to 1997 levels. Reported data of 100 percent estimated by extrapolating from 2000 Survey indicates 65 percent of immunizations are given in the private sector. Current estimate of 98 percent changed from previous revision value of 99 percent.

2007: Reported data 100 percent calibrated to 1997 levels. Reported data of 100 percent estimated by extrapolating from 2000 Current estimate of 98 percent changed from previous revision value of 99 percent.

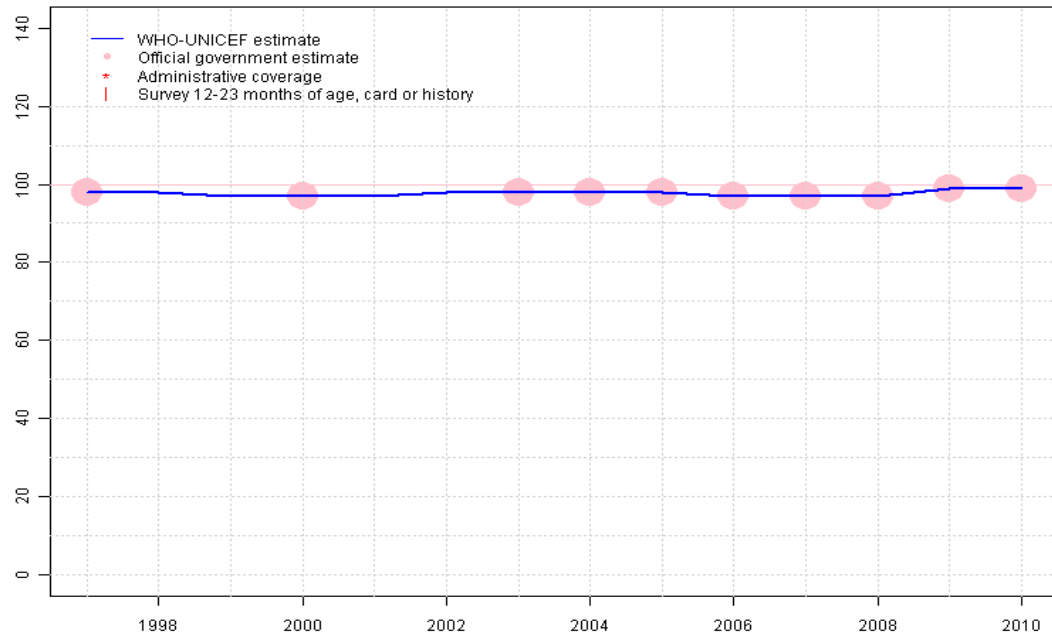
2008: Reported data 100 percent calibrated to 1997 levels. Reported data of 100 percent estimated by extrapolating from 2000 Current estimate of 98 percent changed from previous revision value of 99 percent.

2009: DTP1 coverage estimated based on DTP3 coverage of 99.

2010: DTP1 coverage estimated based on DTP3 coverage of 99.

Cyprus - DTP3

CYP - DTP3



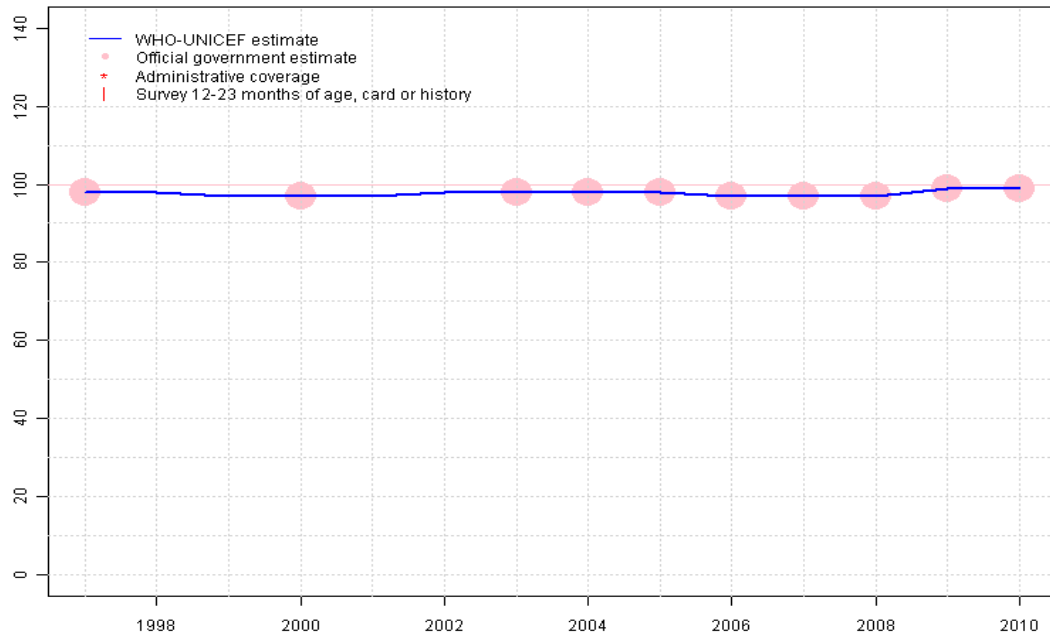
Description:

- 1997: Legacy estimate.
- 1998: Estimate based on interpolation between 1997 and 2000.
- 1999: Estimate based on interpolation between 1997 and 2000.
- 2000: Estimate based on reported data.
- 2001: Estimate based on interpolation between 2000 and 2003.
- 2002: Estimate based on interpolation between 2000 and 2003.
- 2003: Estimate based on reported data.
- 2004: Estimate based on reported data.
- 2005: Estimate based on reported data.
- 2006: Estimate based on reported data. Survey indicates 62 percent of immunizations are given in the private sector.
- 2007: Estimate based on reported data.
- 2008: Estimate based on reported data.
- 2009: Estimate based on reported data.
- 2010: Estimate based on reported data.

| | 1997 | 1998 | 1999 | 2000 | 2001 | 2002 | 2003 | 2004 | 2005 | 2006 | 2007 | 2008 | 2009 | 2010 |
|----------------|------|------|------|------|------|------|------|------|------|------|------|------|------|------|
| Estimate | 98 | 98 | 97 | 97 | 97 | 98 | 98 | 98 | 98 | 97 | 97 | 97 | 99 | 99 |
| Official | 98 | NA | NA | 97 | NA | NA | 98 | 98 | 98 | 97 | 97 | 97 | 99 | 99 |
| Administrative | NA | NA | NA | NA | NA | NA | NA | NA | NA | NA | NA | NA | NA | NA |
| Survey | NA | NA | NA | NA | NA | NA | NA | NA | NA | NA | NA | NA | NA | NA |

Cyprus - Pol3

CYP - Pol3



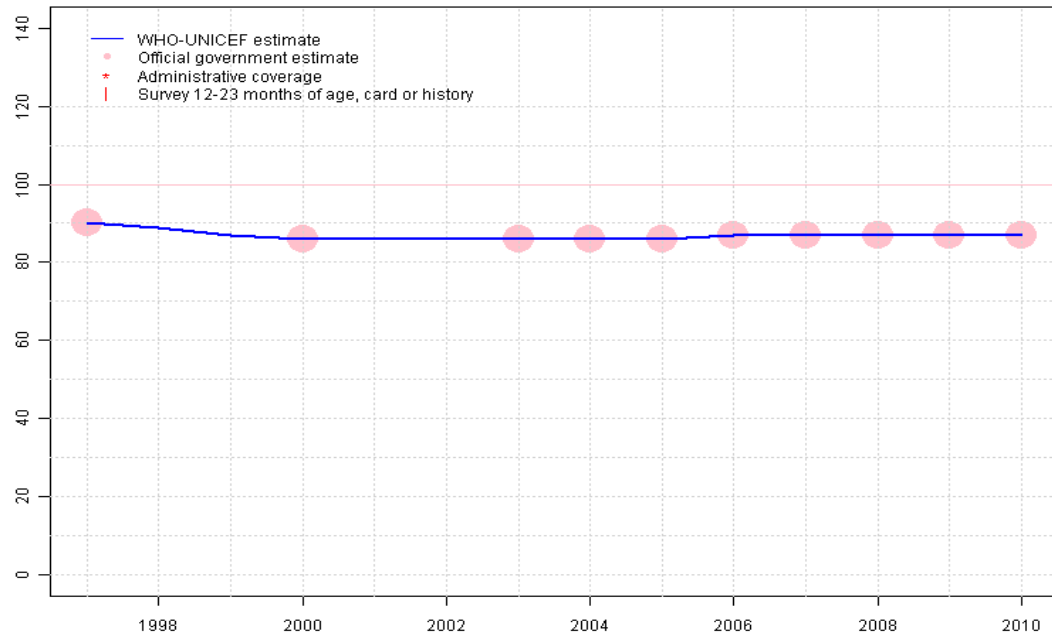
Description:

- 1997: Legacy estimate.
- 1998: Estimate based on interpolation between 1997 and 2000.
- 1999: Estimate based on interpolation between 1997 and 2000.
- 2000: Estimate based on reported data.
- 2001: Estimate based on interpolation between 2000 and 2003.
- 2002: Estimate based on interpolation between 2000 and 2003.
- 2003: Estimate based on reported data.
- 2004: Estimate based on reported data.
- 2005: Estimate based on reported data.
- 2006: Estimate based on reported data. Survey indicates 62 percent of immunizations are given in the private sector.
- 2007: Estimate based on reported data.
- 2008: Estimate based on reported data.
- 2009: Estimate based on reported data.
- 2010: Estimate based on reported data.

| | 1997 | 1998 | 1999 | 2000 | 2001 | 2002 | 2003 | 2004 | 2005 | 2006 | 2007 | 2008 | 2009 | 2010 |
|----------------|------|------|------|------|------|------|------|------|------|------|------|------|------|------|
| Estimate | 98 | 98 | 97 | 97 | 97 | 98 | 98 | 98 | 98 | 97 | 97 | 97 | 99 | 99 |
| Official | 98 | NA | NA | 97 | NA | NA | 98 | 98 | 98 | 97 | 97 | 97 | 99 | 99 |
| Administrative | NA | NA | NA | NA | NA | NA | NA | NA | NA | NA | NA | NA | NA | NA |
| Survey | NA | NA | NA | NA | NA | NA | NA | NA | NA | NA | NA | NA | NA | NA |

Cyprus - MCV

CYP - MCV



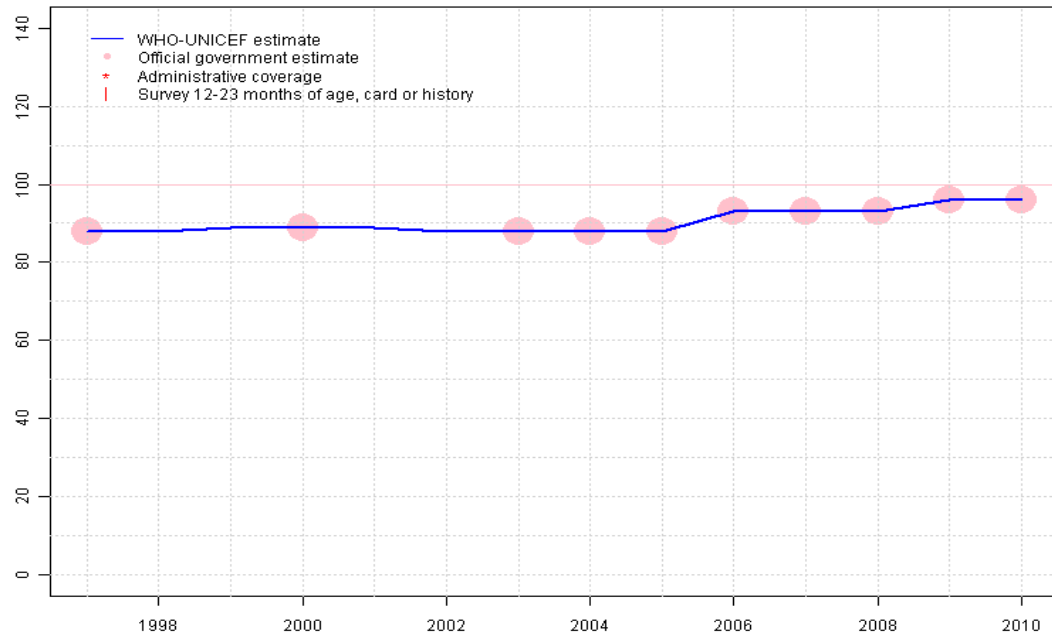
Description:

- 1997: Legacy estimate.
- 1998: Estimate based on interpolation between 1997 and 2000.
- 1999: Estimate based on interpolation between 1997 and 2000.
- 2000: Estimate based on reported data.
- 2001: Estimate based on interpolation between 2000 and 2003.
- 2002: Estimate based on interpolation between 2000 and 2003.
- 2003: Estimate based on reported data.
- 2004: Estimate based on reported data.
- 2005: Estimate based on reported data.
- 2006: Estimate based on reported data. Survey indicates 56 percent of immunizations are given in the private sector.
- 2007: Estimate based on reported data.
- 2008: Estimate based on reported data.
- 2009: Estimate based on reported data. Reported data accepted for other antigens.
- 2010: Estimate based on reported data.

| | 1997 | 1998 | 1999 | 2000 | 2001 | 2002 | 2003 | 2004 | 2005 | 2006 | 2007 | 2008 | 2009 | 2010 |
|----------------|------|------|------|------|------|------|------|------|------|------|------|------|------|------|
| Estimate | 90 | 89 | 87 | 86 | 86 | 86 | 86 | 86 | 86 | 87 | 87 | 87 | 87 | 87 |
| Official | 90 | NA | NA | 86 | NA | NA | 86 | 86 | 86 | 87 | 87 | 87 | 87 | 87 |
| Administrative | NA | NA | NA | NA | NA | NA | NA | NA | NA | NA | NA | NA | NA | NA |
| Survey | NA | NA | NA | NA | NA | NA | NA | NA | NA | NA | NA | NA | NA | NA |

Cyprus - HepB3

CYP - HepB3



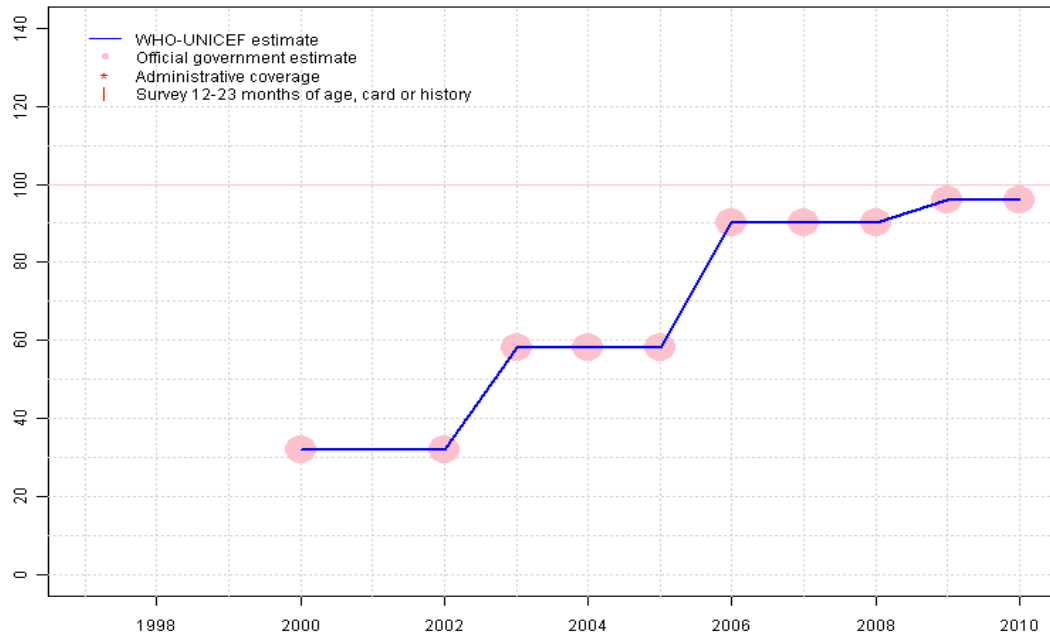
Description:

- 1997: Legacy estimate.
- 1998: Estimate based on interpolation between 1997 and 2000.
- 1999: Estimate based on interpolation between 1997 and 2000.
- 2000: Estimate based on reported data.
- 2001: Estimate based on interpolation between 2000 and 2003.
- 2002: Estimate based on interpolation between 2000 and 2003.
- 2003: Estimate based on reported data.
- 2004: Estimate based on reported data.
- 2005: Estimate based on reported data.
- 2006: Estimate based on reported data. Survey indicates 62 percent of immunizations are given in the private sector.
- 2007: Estimate based on reported data.
- 2008: Estimate based on reported data.
- 2009: Estimate based on reported data.
- 2010: Estimate based on reported data.

| | 1997 | 1998 | 1999 | 2000 | 2001 | 2002 | 2003 | 2004 | 2005 | 2006 | 2007 | 2008 | 2009 | 2010 |
|----------------|------|------|------|------|------|------|------|------|------|------|------|------|------|------|
| Estimate | 88 | 88 | 89 | 89 | 89 | 88 | 88 | 88 | 88 | 93 | 93 | 93 | 96 | 96 |
| Official | 88 | NA | NA | 89 | NA | NA | 88 | 88 | 88 | 93 | 93 | 93 | 96 | 96 |
| Administrative | NA | NA | NA | NA | NA | NA | NA | NA | NA | NA | NA | NA | NA | NA |
| Survey | NA | NA | NA | NA | NA | NA | NA | NA | NA | NA | NA | NA | NA | NA |

Cyprus - Hib3

CYP - Hib3

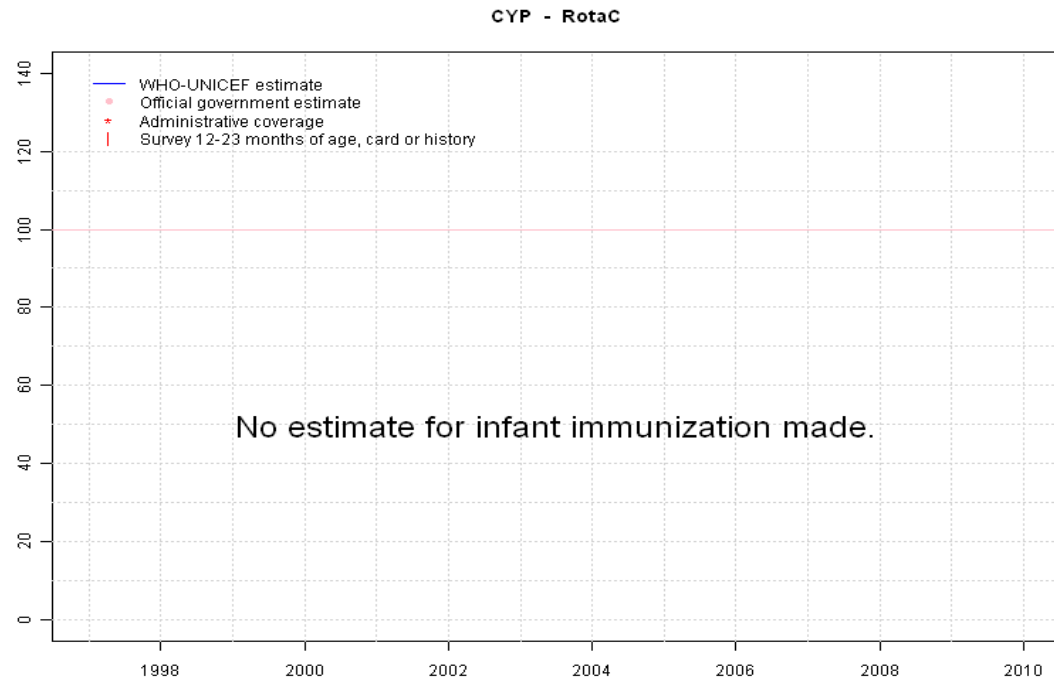


Description:

- 2000: Estimate based on reported data. Hib reporting started in 2000.
- 2001: Estimate based on interpolation between 2000 and 2002.
- 2002: Estimate based on reported data.
- 2003: Estimate based on reported data.
- 2004: Estimate based on reported data.
- 2005: Estimate based on reported data.
- 2006: Estimate based on reported data. Survey indicates 61 percent of immunizations are given in the private sector.
- 2007: Estimate based on reported data.
- 2008: Estimate based on reported data.
- 2009: Estimate based on reported data.
- 2010: Estimate based on reported data.

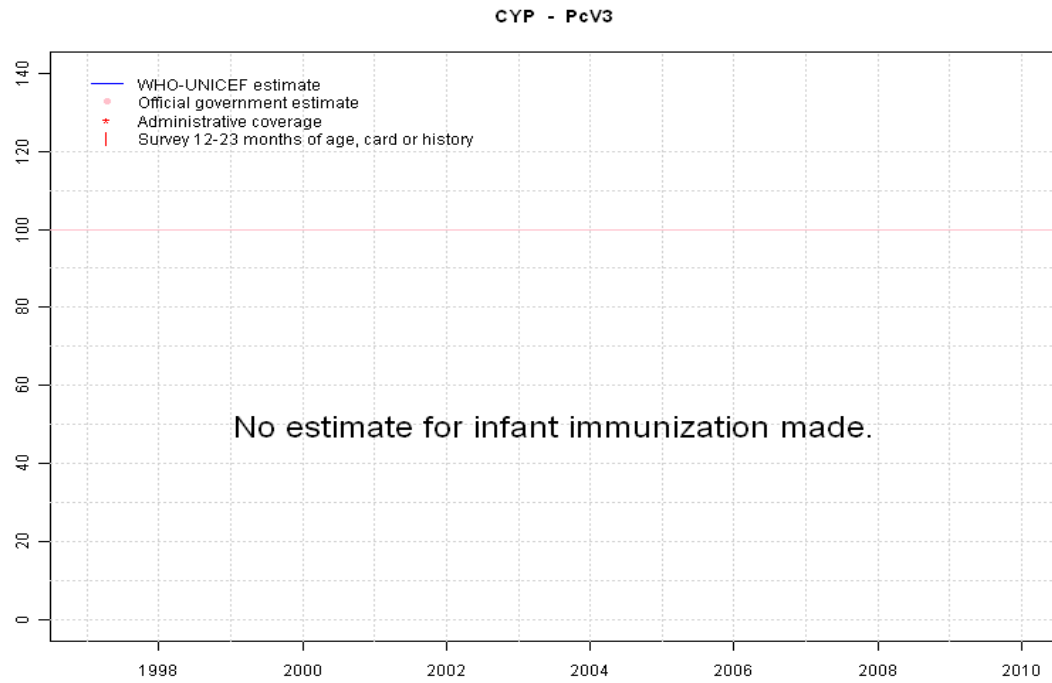
| | 1997 | 1998 | 1999 | 2000 | 2001 | 2002 | 2003 | 2004 | 2005 | 2006 | 2007 | 2008 | 2009 | 2010 |
|----------------|------|------|------|------|------|------|------|------|------|------|------|------|------|------|
| Estimate | NA | NA | NA | 32 | 32 | 32 | 58 | 58 | 58 | 90 | 90 | 90 | 96 | 96 |
| Official | NA | NA | NA | 32 | NA | 32 | 58 | 58 | 58 | 90 | 90 | 90 | 96 | 96 |
| Administrative | NA | NA | NA | NA | NA | NA | NA | NA | NA | NA | NA | NA | NA | NA |
| Survey | NA | NA | NA | NA | NA | NA | NA | NA | NA | NA | NA | NA | NA | NA |

Cyprus - RotaC



| | 1997 | 1998 | 1999 | 2000 | 2001 | 2002 | 2003 | 2004 | 2005 | 2006 | 2007 | 2008 | 2009 | 2010 |
|----------------|------|------|------|------|------|------|------|------|------|------|------|------|------|------|
| Estimate | NA | NA | NA | NA | NA | NA | NA | NA | NA | NA | NA | NA | NA | NA |
| Official | NA | NA | NA | NA | NA | NA | NA | NA | NA | NA | NA | NA | NA | NA |
| Administrative | NA | NA | NA | NA | NA | NA | NA | NA | NA | NA | NA | NA | NA | NA |
| Survey | NA | NA | NA | NA | NA | NA | NA | NA | NA | NA | NA | NA | NA | NA |

Cyprus - PcV3



| | 1997 | 1998 | 1999 | 2000 | 2001 | 2002 | 2003 | 2004 | 2005 | 2006 | 2007 | 2008 | 2009 | 2010 |
|----------------|------|------|------|------|------|------|------|------|------|------|------|------|------|------|
| Estimate | NA | NA | NA | NA | NA | NA | NA | NA | NA | NA | NA | NA | NA | NA |
| Official | NA | NA | NA | NA | NA | NA | NA | NA | NA | NA | NA | NA | NA | NA |
| Administrative | NA | NA | NA | NA | NA | NA | NA | NA | NA | NA | NA | NA | NA | NA |
| Survey | NA | NA | NA | NA | NA | NA | NA | NA | NA | NA | NA | NA | NA | NA |

Cyprus - survey details

2007 Cyprus 2009 Children's Immunization Survey

| Vaccine | Confirmation method | Coverage | Age cohort | Sample | Cards seen |
|---------|---------------------|----------|------------|--------|------------|
| DTP1 | Card or History | 100 | 17-24 m | 419 | 0 |
| DTP3 | Card or History | 99 | 17-24 m | 419 | 0 |
| HepB1 | Card or History | 100 | 17-24 m | 419 | 0 |

| | | | | | |
|-------|-----------------|-----|---------|-----|---|
| HepB3 | Card or History | 96 | 17-24 m | 419 | 0 |
| Hib3 | Card or History | 92 | 17-24 m | 419 | 0 |
| MCV | Card or History | 87 | 17-24 m | 419 | 0 |
| Pol1 | Card or History | 100 | 17-24 m | 419 | 0 |
| Pol3 | Card or History | 99 | 17-24 m | 419 | 0 |

Further information and estimates for 1980-1996 are available at:

http://www.childinfo.org/immunization_countryreports.html

http://www.who.int/immunization_monitoring/routine/immunization_coverage/en/index4.html