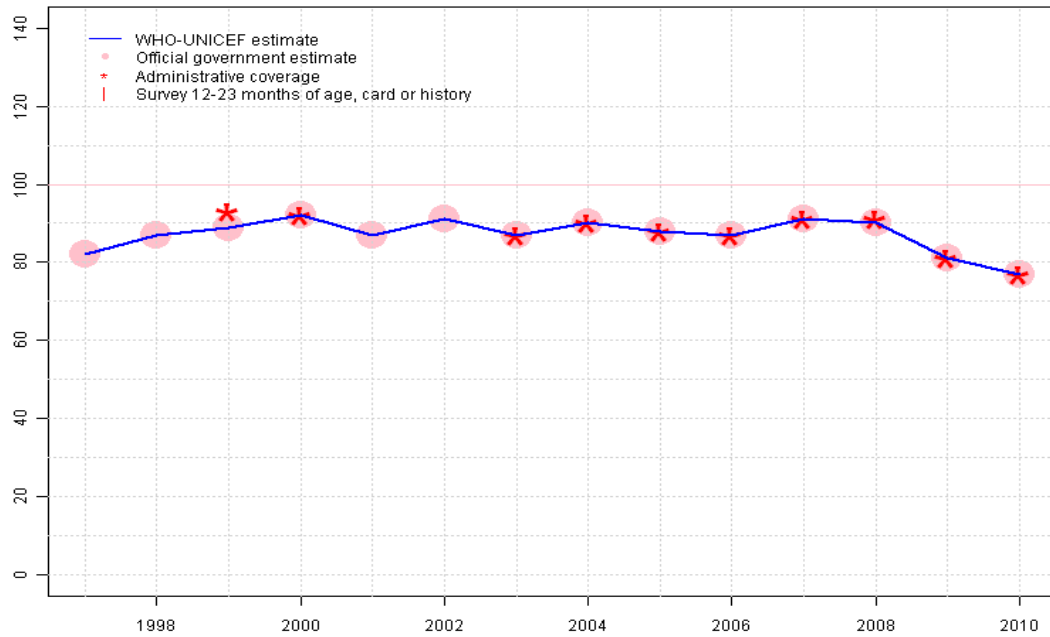


Costa Rica - BCG

CRI - BCG



Description:

1997: Legacy estimate.

1998: Estimate based on reported data.

1999: Estimate based on reported data.

2000: Estimate based on reported data.

2001: Estimate based on reported data.

2002: Estimate based on reported data.

2003: Estimate based on reported data.

2004: Estimate based on reported data.

2005: Estimate based on reported data.

2006: Estimate based on reported data.

2007: Estimate based on reported data.

2008: Estimate based on reported data.

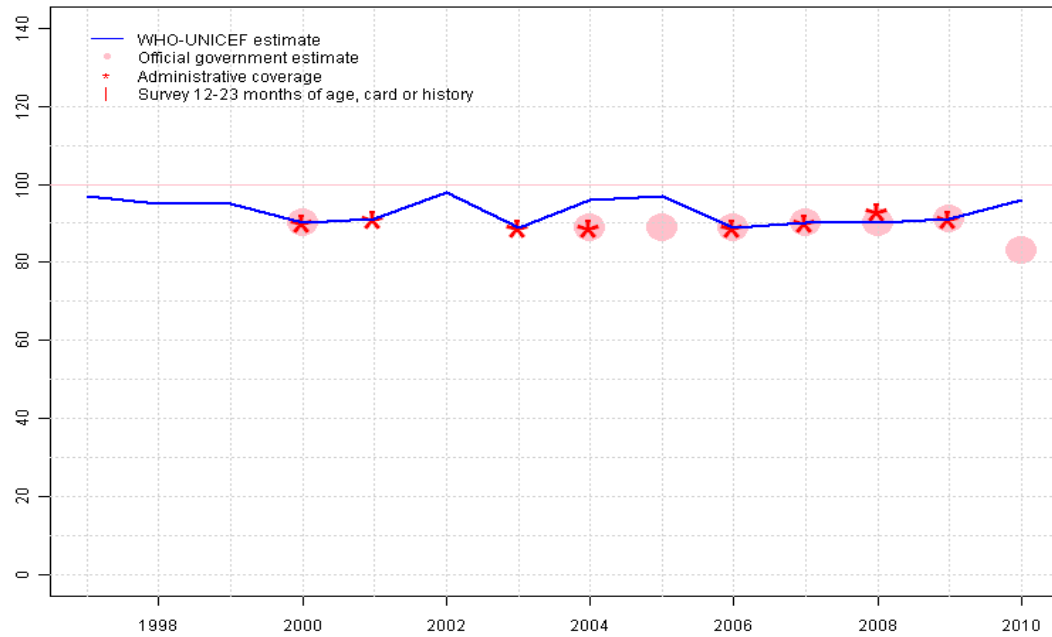
2009: Estimate based on reported data. Decline is due to change in BCG vaccination procedure in some hospitals (HIV testing required before vaccination)

2010: Estimate based on reported data.

	1997	1998	1999	2000	2001	2002	2003	2004	2005	2006	2007	2008	2009	2010
Estimate	82	87	89	92	87	91	87	90	88	87	91	90	81	77
Official	82	87	89	92	87	91	87	90	88	87	91	90	81	77
Administrative	NA	NA	93	92	NA	NA	87	90	88	87	91	91	81	77
Survey	NA	NA	NA	NA	NA	NA	NA	NA	NA	NA	NA	NA	NA	NA

Costa Rica - DTP1

CRI - DTP1



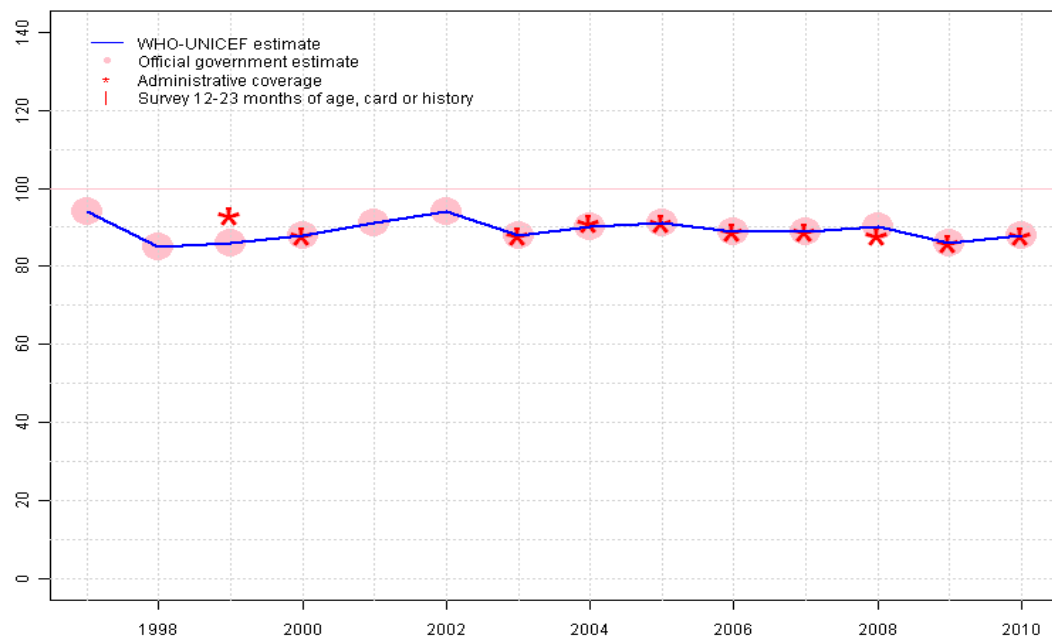
Description:

- 1997: Legacy estimate.
- 1998: No accepted DTP1 data. Estimate based on DTP3 coverage of 85. Current estimate of 95 percent changed from previous revision value of 97 percent.
- 1999: No accepted DTP1 data. Estimate based on DTP3 coverage of 86. Current estimate of 95 percent changed from previous revision value of 97 percent.
- 2000: Estimate based on reported data. Current estimate of 90 percent changed from previous revision value of 97 percent.
- 2001: Estimate based on reported data. Current estimate of 91 percent changed from previous revision value of 98 percent.
- 2002: No accepted DTP1 data. Estimate based on DTP3 coverage of 94. Current estimate of 98 percent changed from previous revision value of 97 percent.
- 2003: Estimate based on reported data. Current estimate of 89 percent changed from previous revision value of 96 percent.
- 2004: DTP1 coverage estimated based on DTP3 coverage of 90.
- 2005: DTP1 coverage estimated based on DTP3 coverage of 91. Current estimate of 97 percent changed from previous revision value of 96 percent.
- 2006: Estimate based on reported data. Current estimate of 89 percent changed from previous revision value of 96 percent.
- 2007: Estimate based on reported data. Current estimate of 90 percent changed from previous revision value of 97 percent.
- 2008: Estimate based on reported data. Current estimate of 90 percent changed from previous revision value of 97 percent.
- 2009: Estimate based on reported data. Current estimate of 91 percent changed from previous revision value of 98 percent.
- 2010: DTP1 coverage estimated based on DTP3 coverage of 88.

	1997	1998	1999	2000	2001	2002	2003	2004	2005	2006	2007	2008	2009	2010
Estimate	97	95	95	90	91	98	89	96	97	89	90	90	91	96
Official	NA	NA	NA	90	NA	NA	NA	89	89	89	90	90	91	83
Administrative	NA	NA	NA	90	91	NA	89	89	NA	89	90	93	91	NA
Survey	NA	NA	NA	NA	NA	NA	NA	NA	NA	NA	NA	NA	NA	NA

Costa Rica - DTP3

CRI - DTP3



Description:

1997: Legacy estimate.

1998: Estimate based on reported data.

1999: Estimate based on reported data.

2000: Estimate based on reported data.

2001: Estimate based on reported data.

2002: Estimate based on reported data.

2003: Estimate based on reported data.

2004: Estimate based on reported data.

2005: Estimate based on reported data.

2006: Estimate based on reported data.

2007: Estimate based on reported data.

2008: Estimate based on reported data. Current estimate of 90 percent changed from previous revision value of 88 percent.

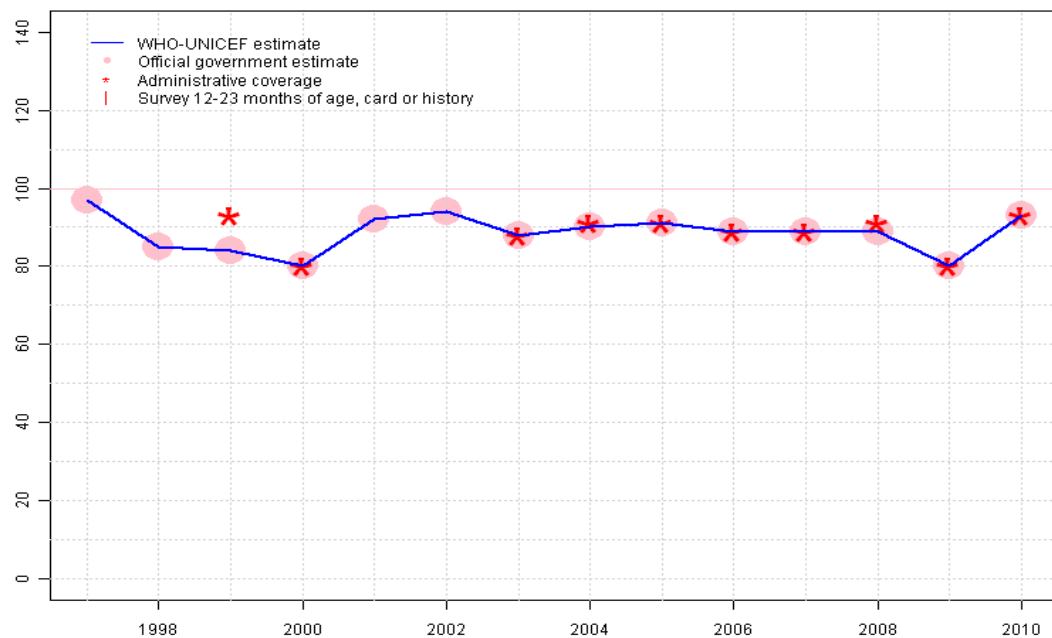
2009: Estimate based on reported data.

2010: Estimate based on reported data.

	1997	1998	1999	2000	2001	2002	2003	2004	2005	2006	2007	2008	2009	2010
Estimate	94	85	86	88	91	94	88	90	91	89	89	90	86	88
Official	94	85	86	88	91	94	88	90	91	89	89	90	86	88
Administrative	NA	NA	93	88	NA	NA	88	91	91	89	89	88	86	88
Survey	NA	NA	NA	NA	NA	NA	NA	NA	NA	NA	NA	NA	NA	NA

Costa Rica - Pol3

CRI - Pol3



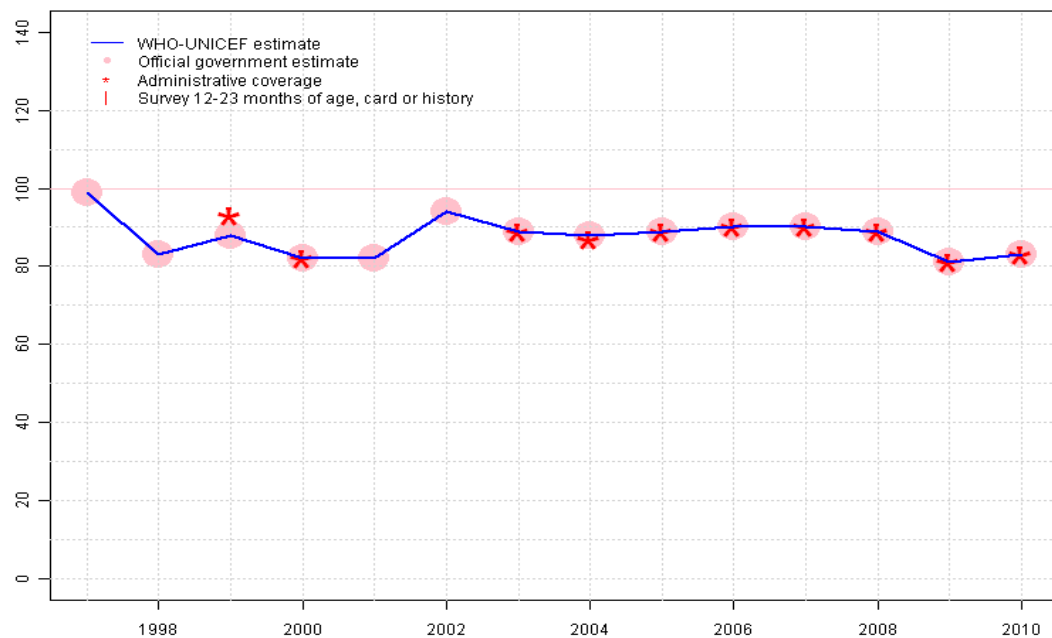
Description:

1997: Legacy estimate.
 1998: Estimate based on reported data.
 1999: Estimate based on reported data.
 2000: Estimate based on reported data.
 2001: Estimate based on reported data.
 2002: Estimate based on reported data.
 2003: Estimate based on reported data.
 2004: Estimate based on reported data.
 2005: Estimate based on reported data.
 2006: Estimate based on reported data.
 2007: Estimate based on reported data.
 2008: Estimate based on reported data.
 2009: Estimate based on reported data. Vaccine stock out for 3-6 months
 2010: Estimate based on reported data. Increase in coverage most likely a return to 2008 pre-stockout levels.

	1997	1998	1999	2000	2001	2002	2003	2004	2005	2006	2007	2008	2009	2010
Estimate	97	85	84	80	92	94	88	90	91	89	89	89	80	93
Official	97	85	84	80	92	94	88	90	91	89	89	89	80	93
Administrative	NA	NA	93	80	NA	NA	88	91	91	89	89	91	80	93
Survey	NA	NA	NA	NA	NA	NA	NA	NA	NA	NA	NA	NA	NA	NA

Costa Rica - MCV

CRI - MCV



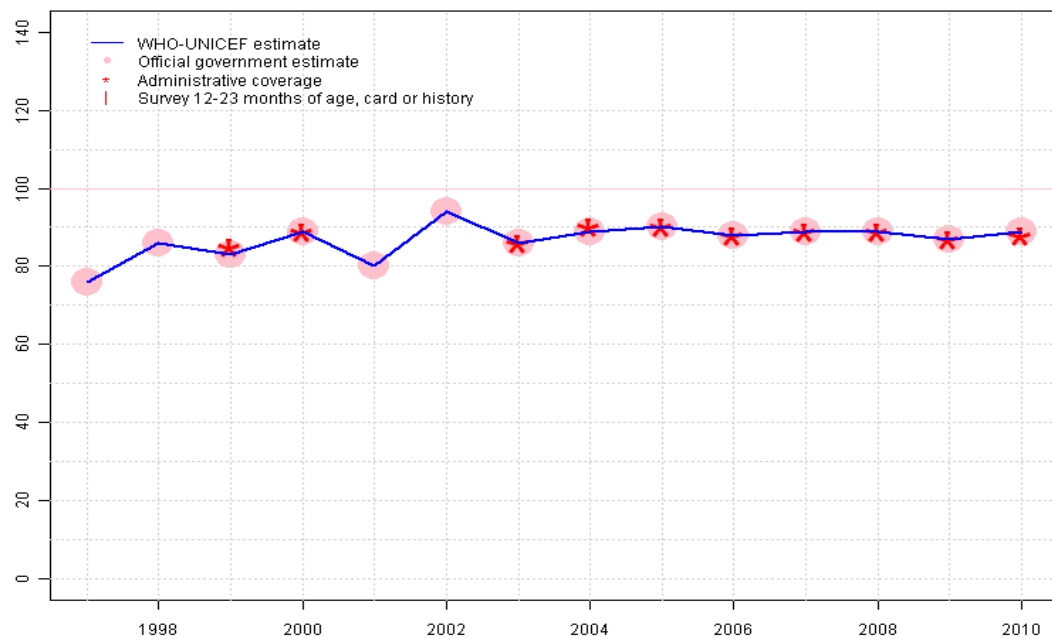
Description:

1997: Legacy estimate.
 1998: Estimate based on reported data.
 1999: Estimate based on reported data.
 2000: Estimate based on reported data.
 2001: Estimate based on reported data.
 2002: Estimate based on reported data.
 2003: Estimate based on reported data.
 2004: Estimate based on reported data.
 2005: Estimate based on reported data.
 2006: Estimate based on reported data.
 2007: Estimate based on reported data.
 2008: Estimate based on reported data.
 2009: Estimate based on reported data.
 2010: Estimate based on reported data.

	1997	1998	1999	2000	2001	2002	2003	2004	2005	2006	2007	2008	2009	2010
Estimate	99	83	88	82	82	94	89	88	89	90	90	89	81	83
Official	99	83	88	82	82	94	89	88	89	90	90	89	81	83
Administrative	NA	NA	93	82	NA	NA	89	87	89	90	90	89	81	83
Survey	NA	NA	NA	NA	NA	NA	NA	NA	NA	NA	NA	NA	NA	NA

Costa Rica - HepB3

CRI - HepB3



Description:

1997: Legacy estimate. HepB introduced nationally in 2000 reporting started in 1997.

1998: Estimate based on reported data.

1999: Estimate based on reported data.

2000: Estimate based on reported data.

2001: Estimate based on reported data.

2002: Estimate based on reported data.

2003: Estimate based on reported data.

2004: Estimate based on reported data.

2005: Estimate based on reported data.

2006: Estimate based on reported data.

2007: Estimate based on reported data.

2008: Estimate based on reported data.

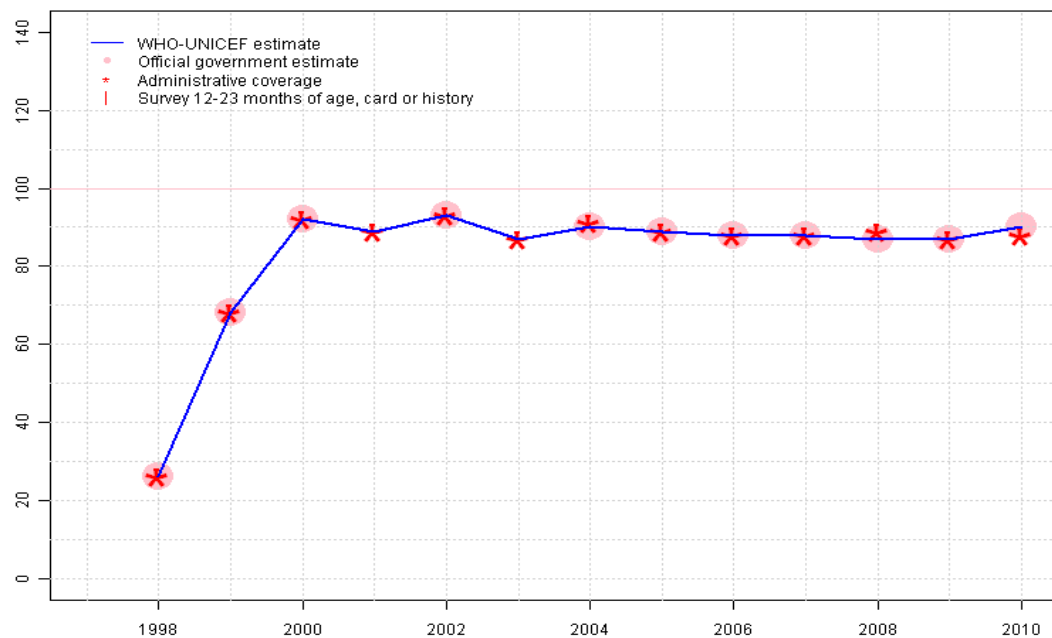
2009: Estimate based on reported data.

2010: Estimate based on reported data.

	1997	1998	1999	2000	2001	2002	2003	2004	2005	2006	2007	2008	2009	2010
Estimate	76	86	83	89	80	94	86	89	90	88	89	89	87	89
Official	76	86	83	89	80	94	86	89	90	88	89	89	87	89
Administrative	NA	NA	85	89	NA	NA	86	90	90	88	89	89	87	88
Survey	NA	NA	NA	NA	NA	NA	NA	NA	NA	NA	NA	NA	NA	NA

Costa Rica - Hib3

CRI - Hib3

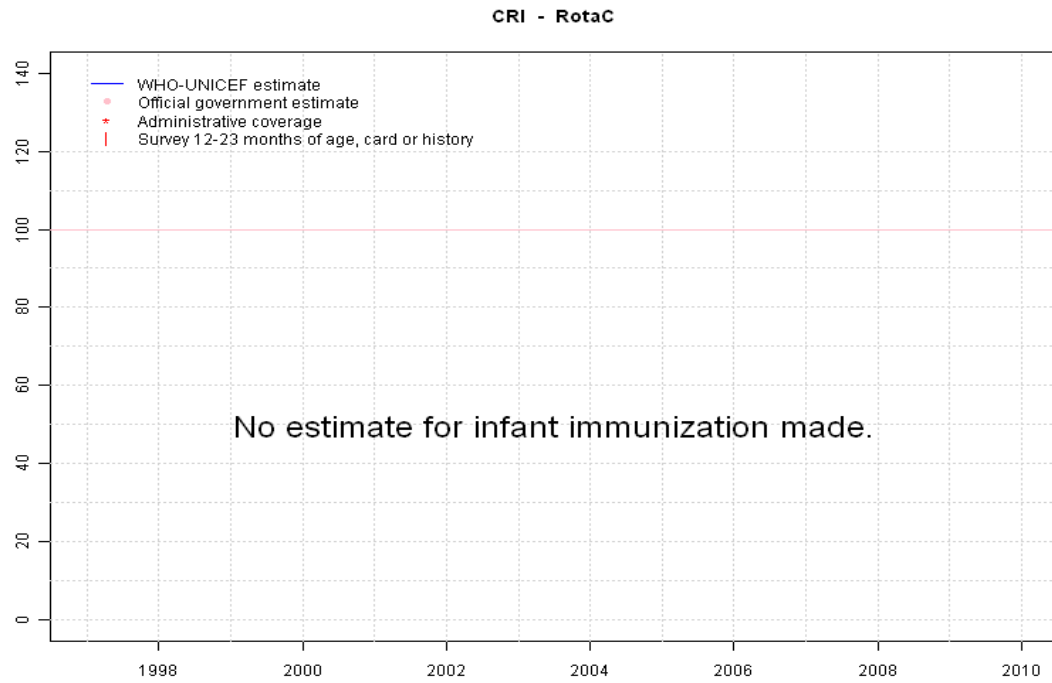


Description:

1998: Estimate based on reported data. Hib introduced in 1998
 1999: Estimate based on reported data.
 2000: Estimate based on reported data.
 2001: Estimate based on reported data.
 2002: Estimate based on reported data.
 2003: Estimate based on reported data.
 2004: Estimate based on reported data.
 2005: Estimate based on reported data.
 2006: Estimate based on reported data.
 2007: Estimate based on reported data.
 2008: Estimate based on reported data.
 2009: Estimate based on reported data.
 2010: Estimate based on reported data.

	1997	1998	1999	2000	2001	2002	2003	2004	2005	2006	2007	2008	2009	2010
Estimate	NA	26	68	92	89	93	87	90	89	88	88	87	87	90
Official	NA	26	68	92	NA	93	NA	90	89	88	88	87	87	90
Administrative	NA	26	68	92	89	93	87	91	89	88	88	89	87	88
Survey	NA	NA	NA	NA	NA	NA	NA	NA	NA	NA	NA	NA	NA	NA

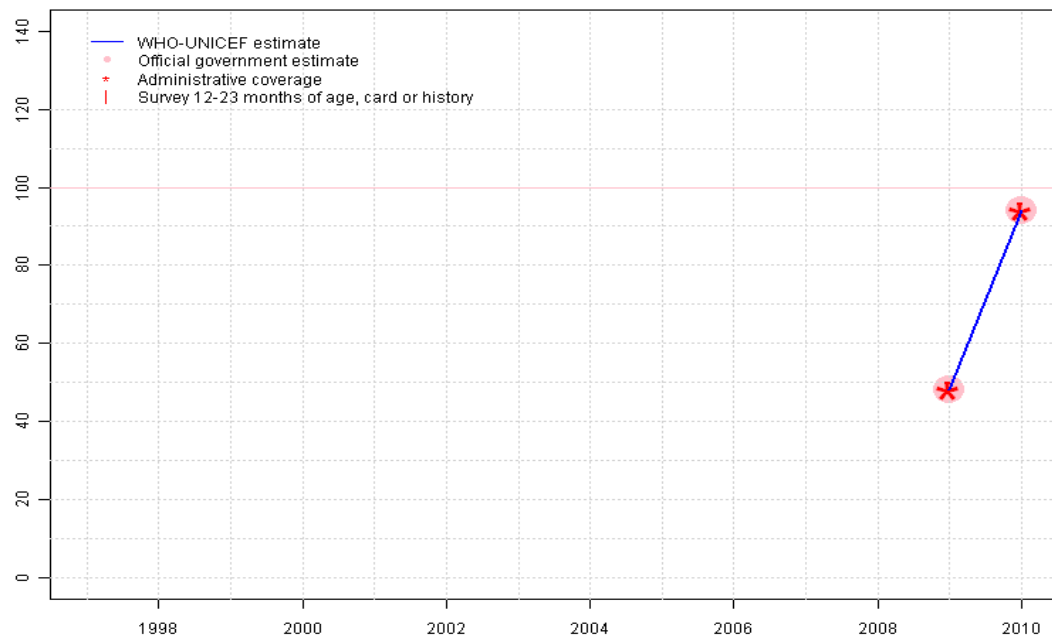
Costa Rica - RotaC



	1997	1998	1999	2000	2001	2002	2003	2004	2005	2006	2007	2008	2009	2010
Estimate	NA	NA	NA	NA	NA	NA	NA	NA	NA	NA	NA	NA	NA	NA
Official	NA	NA	NA	NA	NA	NA	NA	NA	NA	NA	NA	NA	NA	NA
Administrative	NA	NA	NA	NA	NA	NA	NA	NA	NA	NA	NA	NA	NA	NA
Survey	NA	NA	NA	NA	NA	NA	NA	NA	NA	NA	NA	NA	NA	NA

Costa Rica - PcV3

CRI - PcV3



Description:

2009: Estimate based on reported data.

2010: Estimate based on reported data.

	1997	1998	1999	2000	2001	2002	2003	2004	2005	2006	2007	2008	2009	2010
Estimate	NA	NA	NA	NA	NA	NA	NA	NA	NA	NA	NA	NA	48	94
Official	NA	NA	NA	NA	NA	NA	NA	NA	NA	NA	NA	NA	48	94
Administrative	NA	NA	NA	NA	NA	NA	NA	NA	NA	NA	NA	NA	48	94
Survey	NA	NA	NA	NA	NA	NA	NA	NA	NA	NA	NA	NA	NA	NA

Further information and estimates for 1980-1996 are available at:

http://www.childinfo.org/immunization_countryreports.html

http://www.who.int/immunization_monitoring/routine/immunization_coverage/en/index4.html