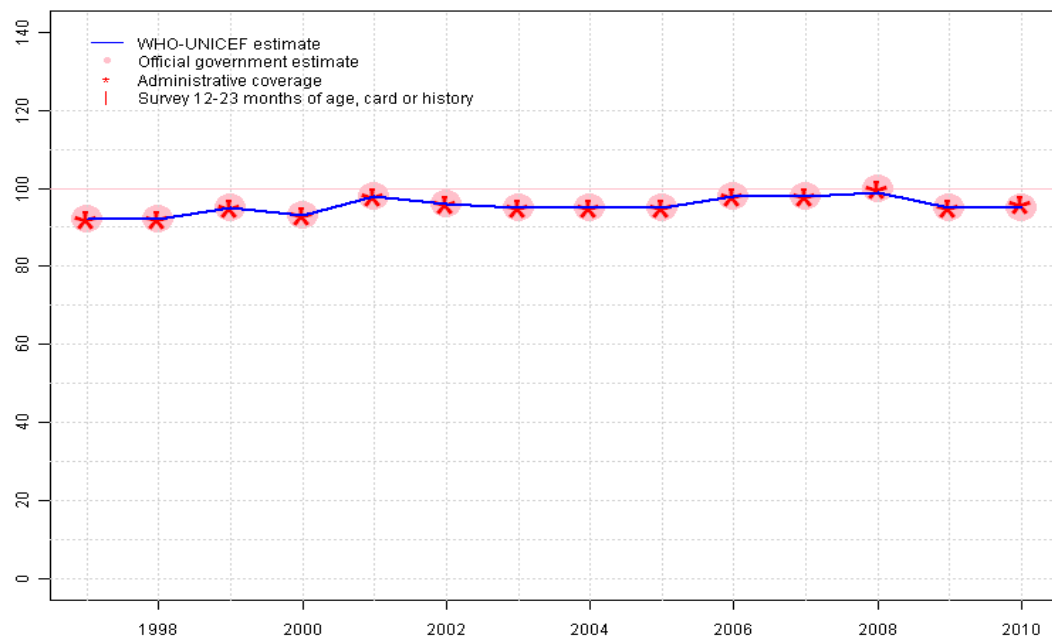


# Chile - BCG

CHL - BCG



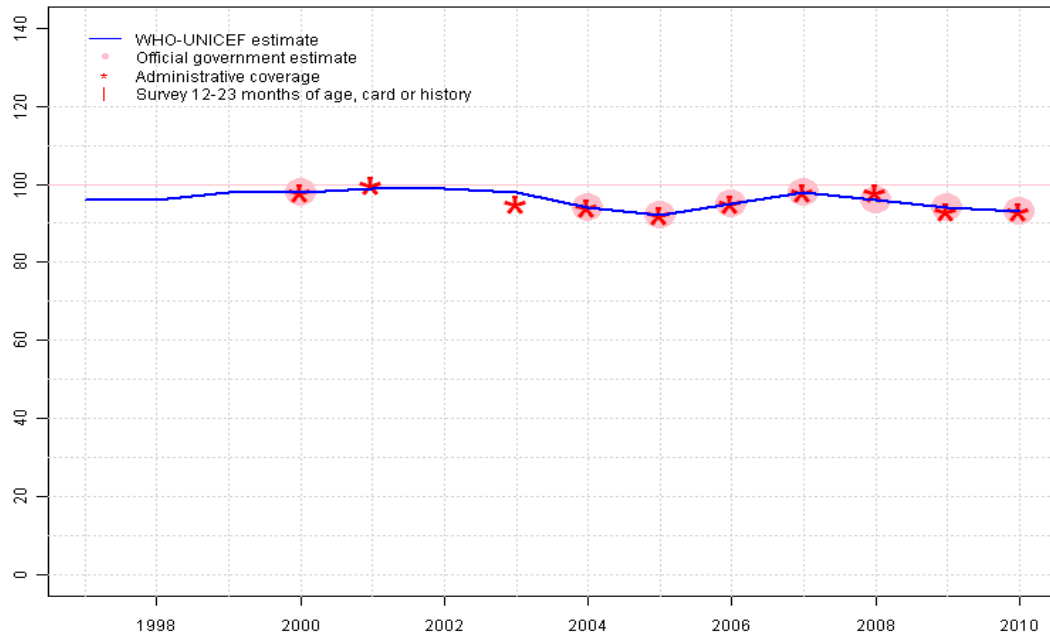
## Description:

- 1997: Legacy estimate.
- 1998: Estimate based on reported data.
- 1999: Estimate based on reported data.
- 2000: Estimate based on reported data.
- 2001: Estimate based on reported data.
- 2002: Estimate based on reported data.
- 2003: Estimate based on reported data.
- 2004: Estimate based on reported data.
- 2005: Estimate based on reported data.
- 2006: Estimate based on reported data.
- 2007: Estimate based on reported data.
- 2008: Estimate based on reported data.
- 2009: Estimate based on reported data. Current estimate of 95 percent changed from previous revision value of 99 percent.
- 2010: Estimate based on reported data.

	1997	1998	1999	2000	2001	2002	2003	2004	2005	2006	2007	2008	2009	2010
Estimate	92	92	95	93	98	96	95	95	95	98	98	99	95	95
Official	92	92	95	93	98	96	95	95	95	98	98	100	95	95
Administrative	92	92	95	93	98	96	95	95	95	98	98	100	95	96
Survey	NA	NA	NA	NA	NA	NA	NA	NA	NA	NA	NA	NA	NA	NA

# Chile - DTP1

CHL - DTP1



## Description:

1997: Legacy estimate.

1998: No accepted DTP1 data. Estimate based on DTP3 coverage of 90.

1999: No accepted DTP1 data. Estimate based on DTP3 coverage of 95. Current estimate of 98 percent changed from previous revision value of 96 percent.

2000: Estimate based on reported data. Current estimate of 98 percent changed from previous revision value of 96 percent.

2001: Estimate based on reported data. Current estimate of 99 percent changed from previous revision value of 97 percent.

2002: No accepted DTP1 data. Estimate based on DTP3 coverage of 97. Current estimate of 99 percent changed from previous revision value of 98 percent.

2003: DTP1 coverage estimated based on DTP3 coverage of 96.

2004: Estimate based on reported data. Current estimate of 94 percent changed from previous revision value of 97 percent.

2005: Estimate based on reported data. Current estimate of 92 percent changed from previous revision value of 97 percent.

2006: Estimate based on reported data. Current estimate of 95 percent changed from previous revision value of 97 percent.

2007: Estimate based on reported data. Current estimate of 98 percent changed from previous revision value of 96 percent.

2008: Estimate based on reported data. Current estimate of 96 percent changed from previous revision value of 98 percent.

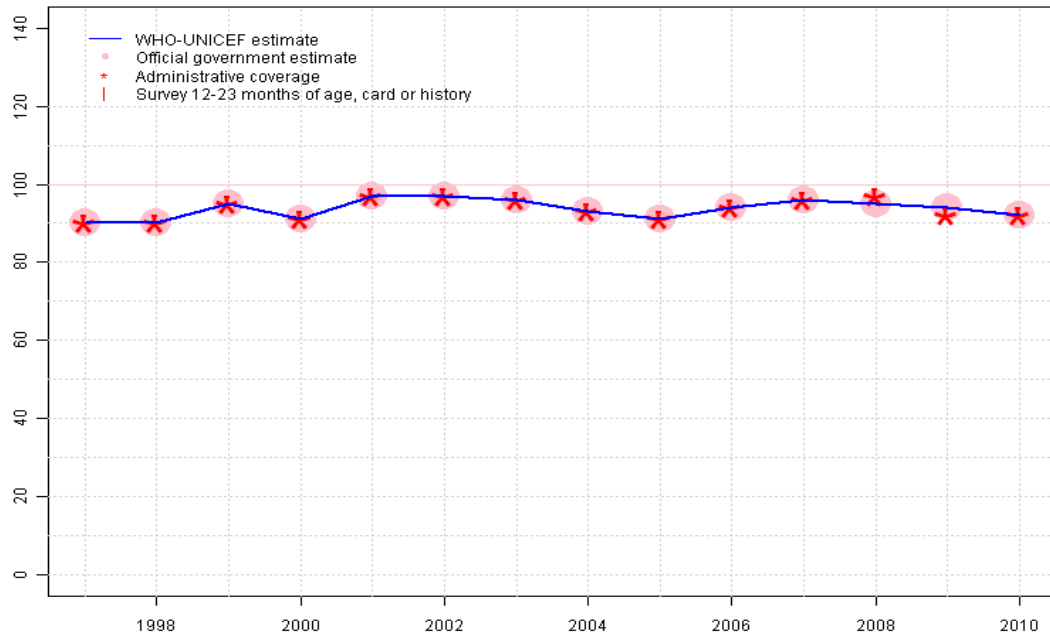
2009: Estimate based on reported data. Current estimate of 94 percent changed from previous revision value of 98 percent.

2010: Estimate based on reported data.

	1997	1998	1999	2000	2001	2002	2003	2004	2005	2006	2007	2008	2009	2010
Estimate	96	96	98	98	99	99	98	94	92	95	98	96	94	93
Official	NA	NA	NA	98	NA	NA	NA	94	92	95	98	96	94	93
Administrative	NA	NA	NA	98	100	NA	95	94	92	95	98	98	93	93
Survey	NA	NA	NA	NA	NA	NA	NA	NA	NA	NA	NA	NA	NA	NA

# Chile - DTP3

CHL - DTP3



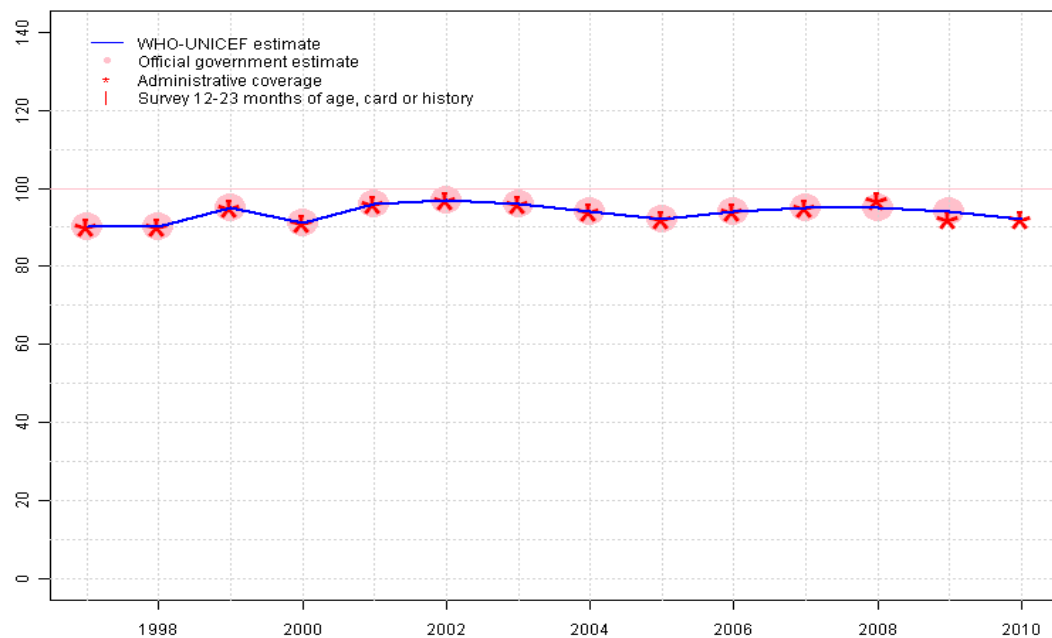
## Description:

- 1997: Legacy estimate.
- 1998: Estimate based on reported data.
- 1999: Estimate based on reported data.
- 2000: Estimate based on reported data.
- 2001: Estimate based on reported data.
- 2002: Estimate based on reported data.
- 2003: Estimate based on reported data.
- 2004: Estimate based on reported data.
- 2005: Estimate based on reported data.
- 2006: Estimate based on reported data.
- 2007: Estimate based on reported data.
- 2008: Estimate based on reported data. Current estimate of 95 percent changed from previous revision value of 97 percent.
- 2009: Estimate based on reported data. Current estimate of 94 percent changed from previous revision value of 97 percent.
- 2010: Estimate based on reported data.

	1997	1998	1999	2000	2001	2002	2003	2004	2005	2006	2007	2008	2009	2010
Estimate	90	90	95	91	97	97	96	93	91	94	96	95	94	92
Official	90	90	95	91	97	97	96	93	91	94	96	95	94	92
Administrative	90	90	95	91	97	97	96	93	91	94	96	97	92	92
Survey	NA	NA	NA	NA	NA	NA	NA	NA	NA	NA	NA	NA	NA	NA

# Chile - Pol3

CHL - Pol3



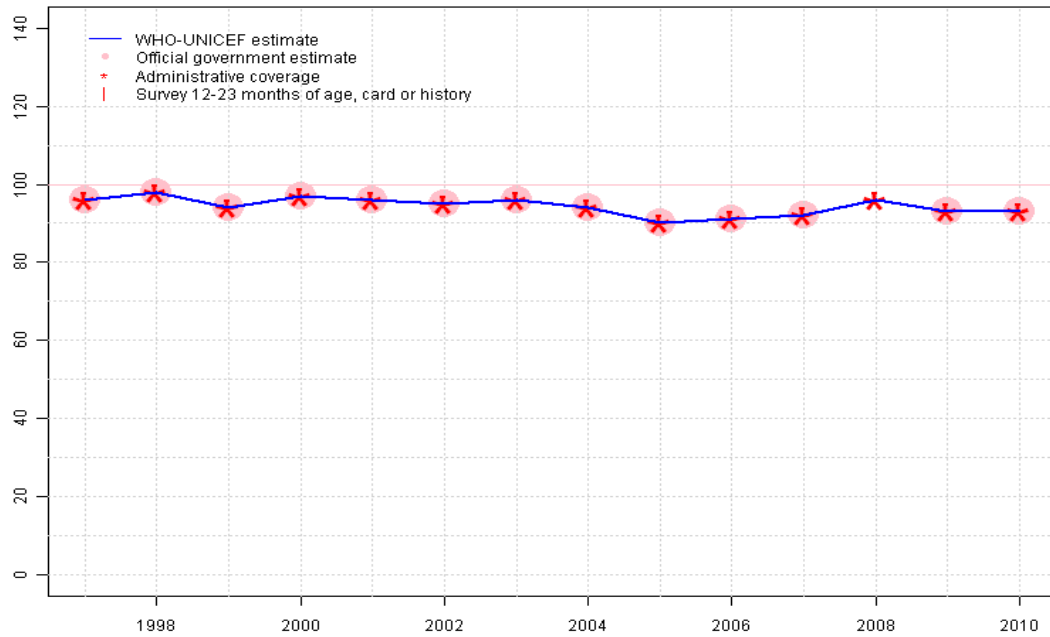
## Description:

- 1997: Legacy estimate.
- 1998: Estimate based on reported data.
- 1999: Estimate based on reported data.
- 2000: Estimate based on reported data.
- 2001: Estimate based on reported data.
- 2002: Estimate based on reported data.
- 2003: Estimate based on reported data.
- 2004: Estimate based on reported data.
- 2005: Estimate based on reported data.
- 2006: Estimate based on reported data.
- 2007: Estimate based on reported data.
- 2008: Estimate based on reported data. Current estimate of 95 percent changed from previous revision value of 97 percent.
- 2009: Estimate based on reported data. Current estimate of 94 percent changed from previous revision value of 97 percent.
- 2010: Estimate based on reported data.

	1997	1998	1999	2000	2001	2002	2003	2004	2005	2006	2007	2008	2009	2010
Estimate	90	90	95	91	96	97	96	94	92	94	95	95	94	92
Official	90	90	95	91	96	97	96	94	92	94	95	95	94	NA
Administrative	90	90	95	91	96	97	96	94	92	94	95	97	92	92
Survey	NA	NA	NA	NA	NA	NA	NA	NA	NA	NA	NA	NA	NA	NA

# Chile - MCV

CHL - MCV



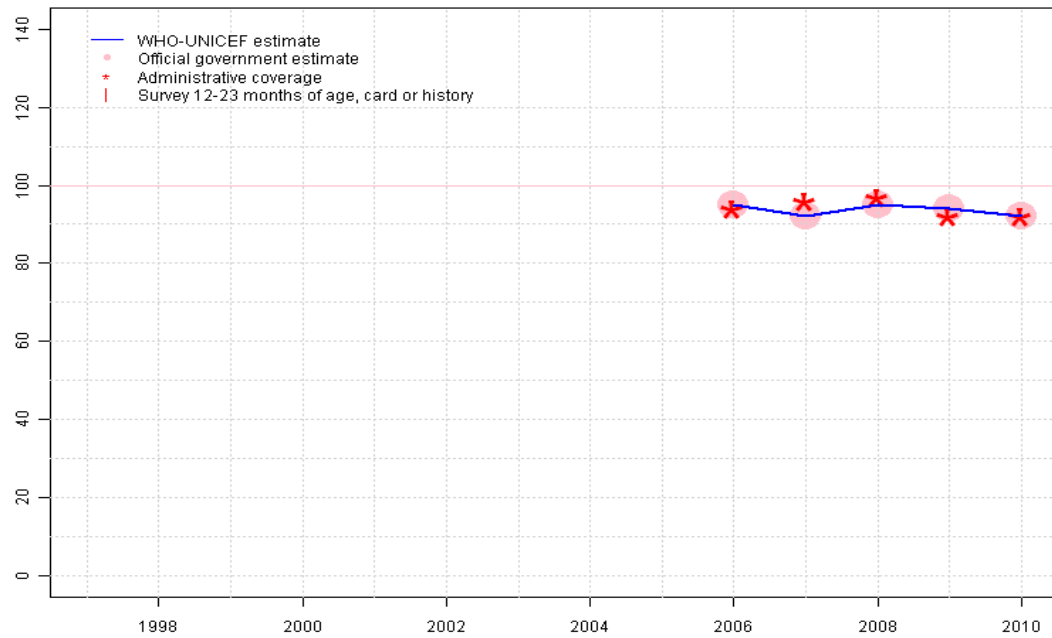
## Description:

- 1997: Legacy estimate.
- 1998: Estimate based on reported data.
- 1999: Estimate based on reported data.
- 2000: Estimate based on reported data.
- 2001: Estimate based on reported data.
- 2002: Estimate based on reported data.
- 2003: Estimate based on reported data.
- 2004: Estimate based on reported data.
- 2005: Estimate based on reported data.
- 2006: Estimate based on reported data.
- 2007: Estimate based on reported data.
- 2008: Estimate based on reported data.
- 2009: Estimate based on reported data. Current estimate of 93 percent changed from previous revision value of 96 percent.
- 2010: Estimate based on reported data.

	1997	1998	1999	2000	2001	2002	2003	2004	2005	2006	2007	2008	2009	2010
Estimate	96	98	94	97	96	95	96	94	90	91	92	96	93	93
Official	96	98	94	97	96	95	96	94	90	91	92	NA	93	93
Administrative	96	98	94	97	96	95	96	94	90	91	92	96	93	93
Survey	NA	NA	NA	NA	NA	NA	NA	NA	NA	NA	NA	NA	NA	NA

# Chile - HepB3

CHL - HepB3



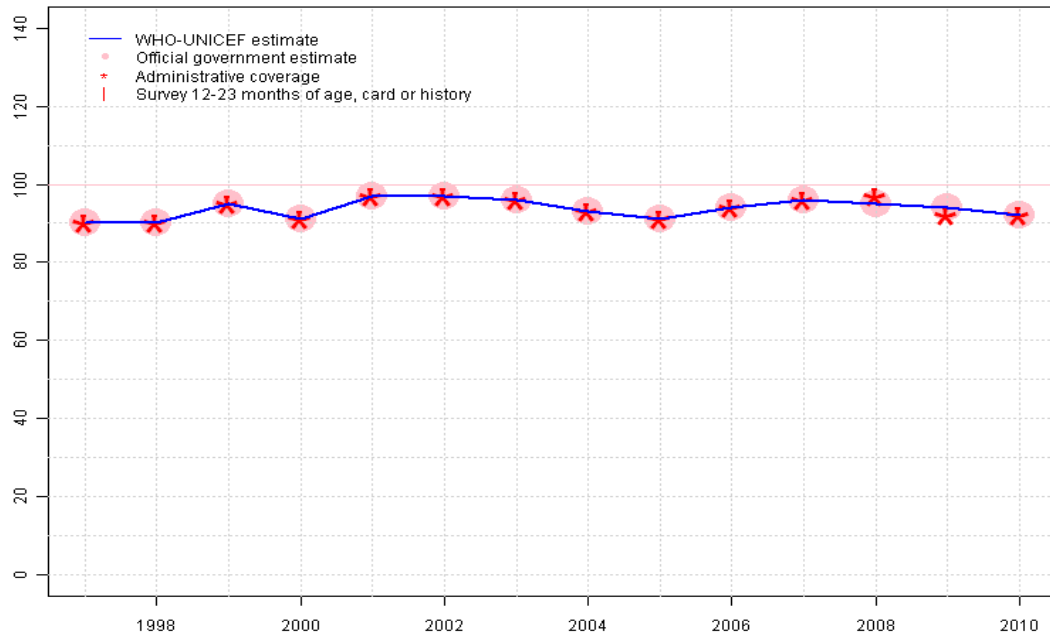
## Description:

- 2006: Estimate based on reported data. HepB introduced in 2005. Reporting started in 2006. Vaccine presentation is DTP-HepB-Hib. Current estimate of 95 percent changed from previous revision value of 94 percent.
- 2007: Estimate based on reported data. Current estimate of 92 percent changed from previous revision value of 96 percent.
- 2008: Estimate based on reported data. Current estimate of 95 percent changed from previous revision value of 97 percent.
- 2009: Estimate based on reported data. Current estimate of 94 percent changed from previous revision value of 97 percent.
- 2010: Estimate based on reported data.

	1997	1998	1999	2000	2001	2002	2003	2004	2005	2006	2007	2008	2009	2010
Estimate	NA	NA	NA	NA	NA	NA	NA	NA	NA	95	92	95	94	92
Official	NA	NA	NA	NA	NA	NA	NA	NA	NA	95	92	95	94	92
Administrative	NA	NA	NA	NA	NA	NA	NA	NA	NA	94	96	97	92	92
Survey	NA	NA	NA	NA	NA	NA	NA	NA	NA	NA	NA	NA	NA	NA

# Chile - Hib3

CHL - Hib3

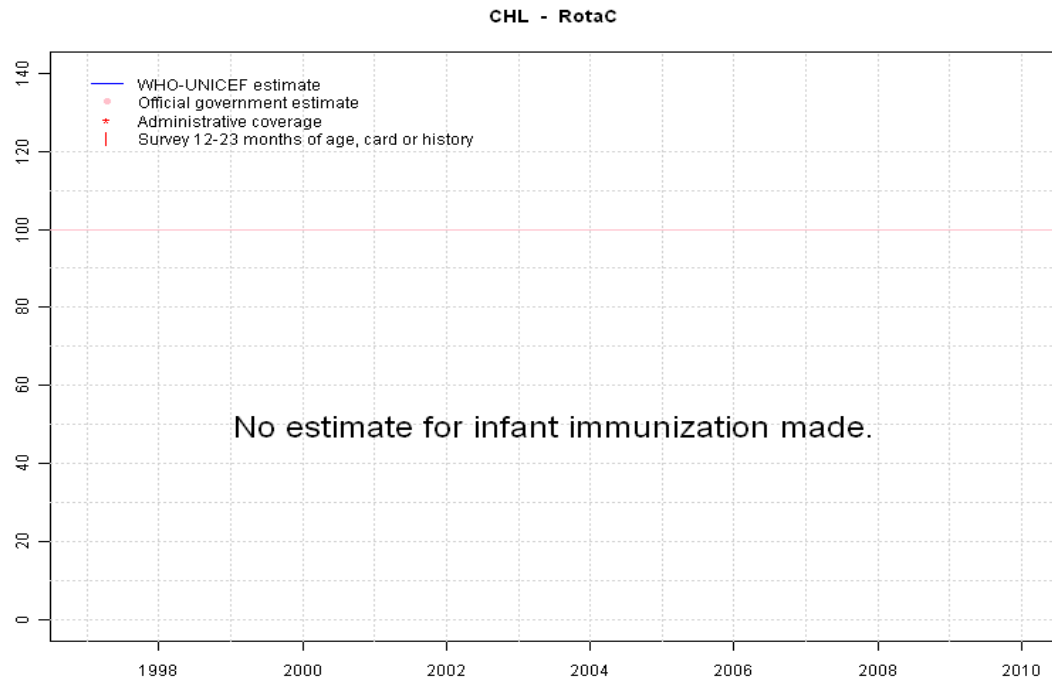


## Description:

- 1997: Legacy estimate.
- 1998: Estimate based on reported data.
- 1999: Estimate based on reported data.
- 2000: Estimate based on reported data.
- 2001: Estimate based on reported data.
- 2002: Estimate based on reported data.
- 2003: Estimate based on reported data.
- 2004: Estimate based on reported data.
- 2005: Estimate based on reported data.
- 2006: Estimate based on reported data.
- 2007: Estimate based on reported data.
- 2008: Estimate based on reported data. Current estimate of 95 percent changed from previous revision value of 97 percent.
- 2009: Estimate based on reported data. Current estimate of 94 percent changed from previous revision value of 97 percent.
- 2010: Estimate based on reported data.

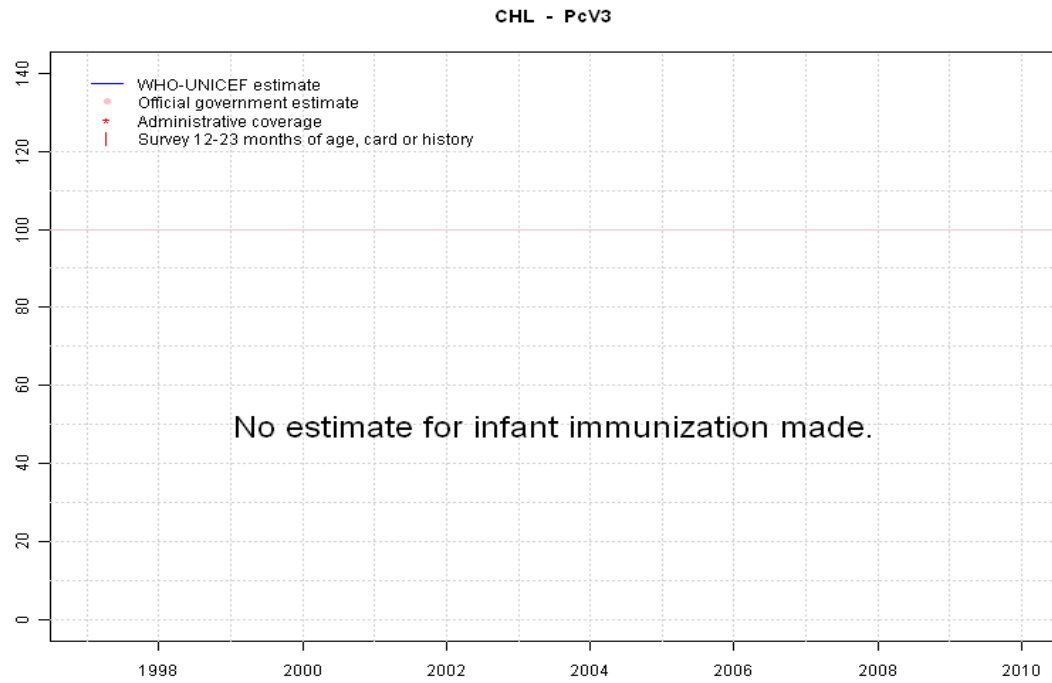
	1997	1998	1999	2000	2001	2002	2003	2004	2005	2006	2007	2008	2009	2010
Estimate	90	90	95	91	97	97	96	93	91	94	96	95	94	92
Official	90	90	95	91	97	97	96	93	91	94	96	95	94	92
Administrative	90	90	95	91	97	97	96	93	91	94	96	97	92	92
Survey	NA	NA	NA	NA	NA	NA	NA	NA	NA	NA	NA	NA	NA	NA

# Chile - RotaC



	1997	1998	1999	2000	2001	2002	2003	2004	2005	2006	2007	2008	2009	2010
Estimate	NA	NA	NA	NA	NA	NA	NA	NA	NA	NA	NA	NA	NA	NA
Official	NA	NA	NA	NA	NA	NA	NA	NA	NA	NA	NA	NA	NA	NA
Administrative	NA	NA	NA	NA	NA	NA	NA	NA	NA	NA	NA	NA	NA	NA
Survey	NA	NA	NA	NA	NA	NA	NA	NA	NA	NA	NA	NA	NA	NA

# Chile - PcV3



	1997	1998	1999	2000	2001	2002	2003	2004	2005	2006	2007	2008	2009	2010
Estimate	NA	NA	NA	NA	NA	NA	NA	NA	NA	NA	NA	NA	NA	NA
Official	NA	NA	NA	NA	NA	NA	NA	NA	NA	NA	NA	NA	NA	NA
Administrative	NA	NA	NA	NA	NA	NA	NA	NA	NA	NA	NA	NA	NA	NA
Survey	NA	NA	NA	NA	NA	NA	NA	NA	NA	NA	NA	NA	NA	NA

Further information and estimates for 1980-1996 are available at:

[http://www.childinfo.org/immunization\\_countryreports.html](http://www.childinfo.org/immunization_countryreports.html)

[http://www.who.int/immunization\\_monitoring/routine/immunization\\_coverage/en/index4.html](http://www.who.int/immunization_monitoring/routine/immunization_coverage/en/index4.html)