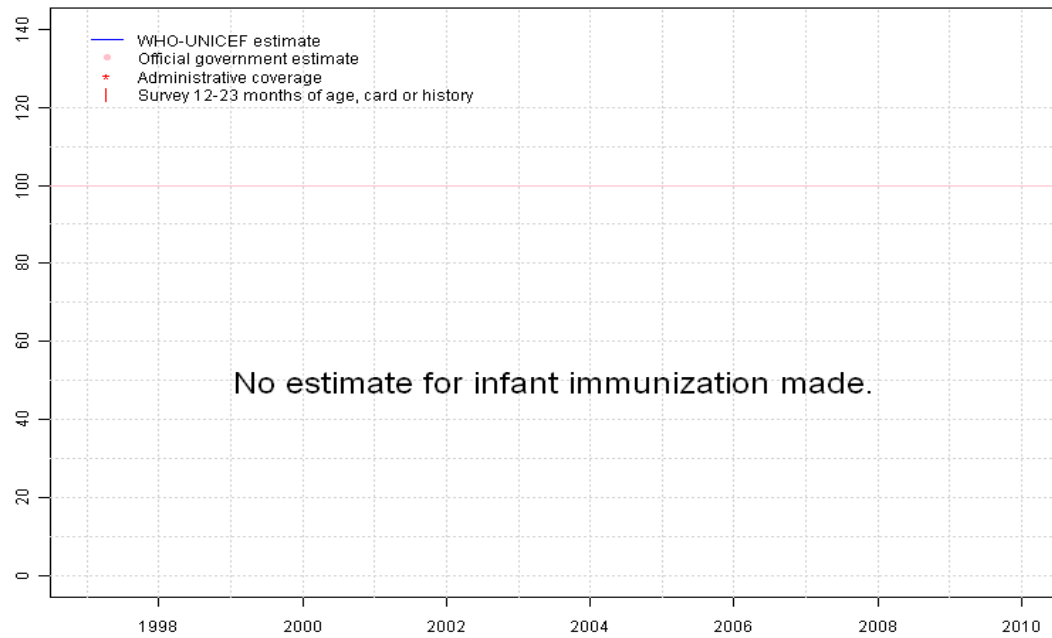


Barbados - BCG

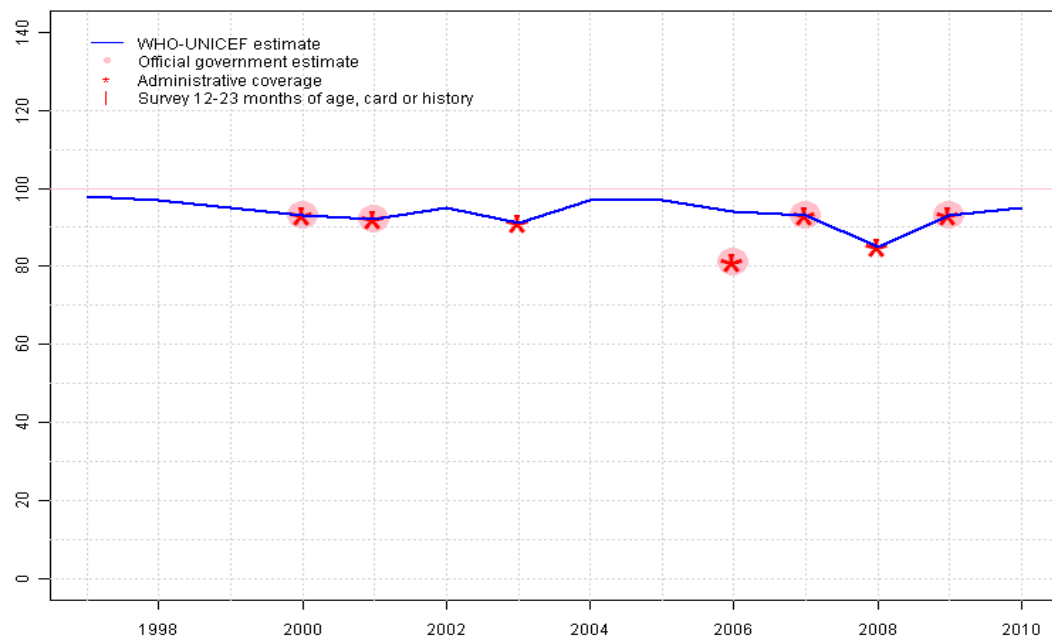
BRB - BCG



	1997	1998	1999	2000	2001	2002	2003	2004	2005	2006	2007	2008	2009	2010
Estimate	NA	NA	NA	NA	NA	NA	NA	NA	NA	NA	NA	NA	NA	NA
Official	NA	NA	NA	NA	NA	NA	NA	NA	NA	NA	NA	NA	NA	NA
Administrative	NA	NA	NA	NA	NA	NA	NA	NA	NA	NA	NA	NA	NA	NA
Survey	NA	NA	NA	NA	NA	NA	NA	NA	NA	NA	NA	NA	NA	NA

Barbados - DTP1

BRB - DTP1



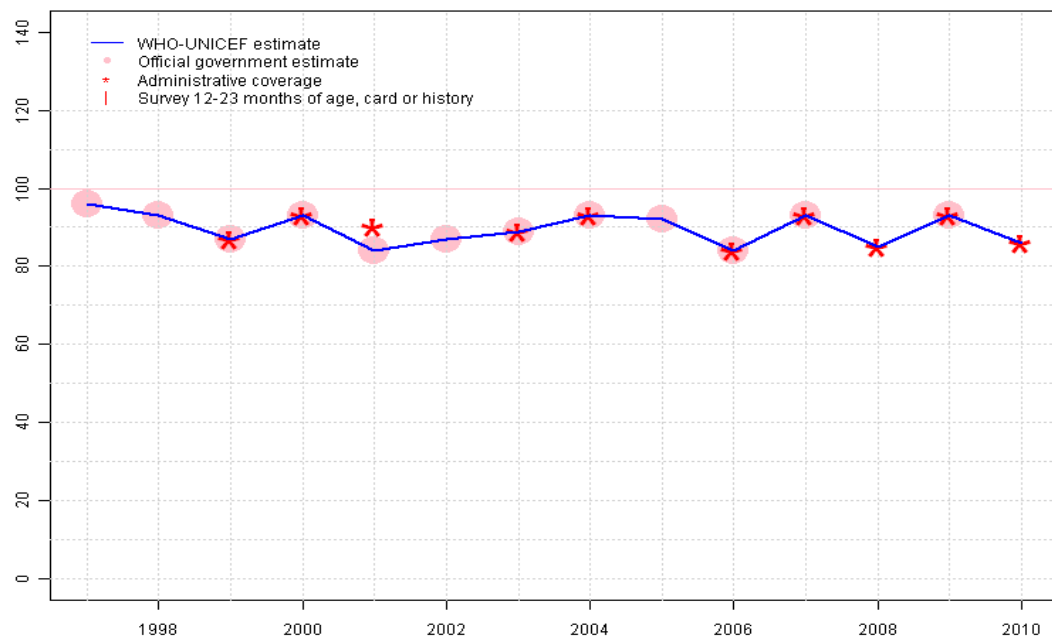
Description:

1997: Legacy estimate.
 1998: No accepted DTP1 data. Estimate based on DTP3 coverage of 93. Current estimate of 97 percent changed from previous revision value of 96 percent.
 1999: No accepted DTP1 data. Estimate based on DTP3 coverage of 87.
 2000: Estimate is based on the reported data.
 2001: Estimate based on reported data.
 2002: No accepted DTP1 data. Estimate based on DTP3 coverage of 87. Current estimate of 95 percent changed from previous revision value of 92 percent.
 2003: Estimate based on reported data.
 2004: No accepted DTP1 data. Estimate based on DTP3 coverage of 93.
 2005: No accepted DTP1 data. Estimate based on DTP3 coverage of 92.
 2006: DTP1 coverage estimated based on DTP3 coverage of 84.
 2007: Estimate based on reported data.
 2008: Estimate based on reported data.
 2009: Estimate based on reported data.
 2010: No accepted DTP1 data. Estimate based on DTP3 coverage of 86.

	1997	1998	1999	2000	2001	2002	2003	2004	2005	2006	2007	2008	2009	2010
Estimate	98	97	95	93	92	95	91	97	97	94	93	85	93	95
Official	NA	NA	NA	93	92	NA	NA	NA	NA	81	93	NA	93	NA
Administrative	NA	NA	NA	93	92	NA	91	NA	NA	81	93	85	93	NA
Survey	NA	NA	NA	NA	NA	NA	NA	NA	NA	NA	NA	NA	NA	NA

Barbados - DTP3

BRB - DTP3



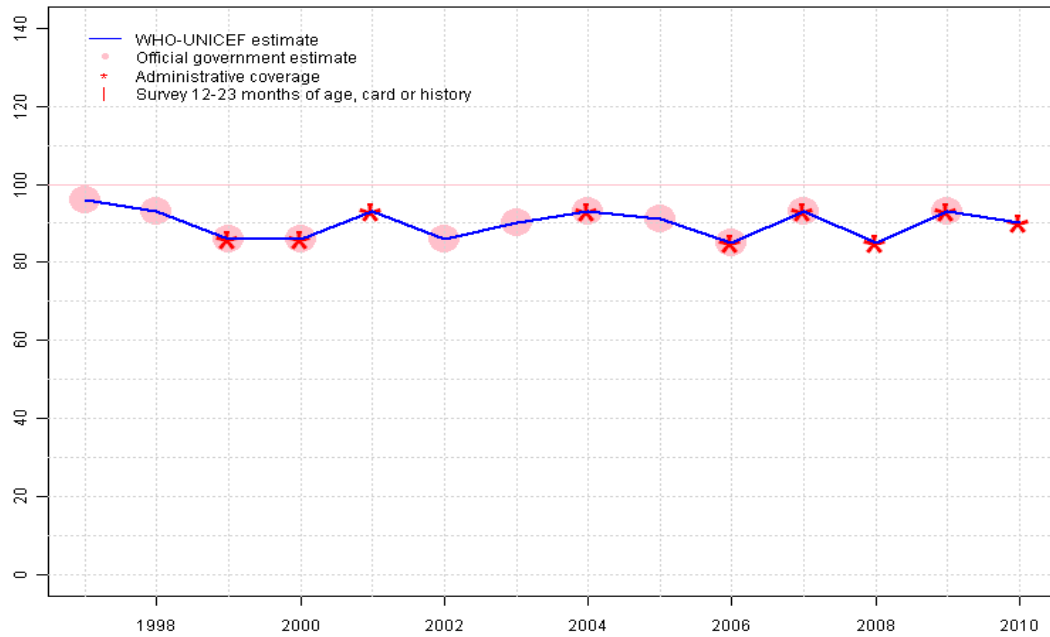
Description:

1997: Legacy estimate.
 1998: Estimate based on reported data.
 1999: Estimate based on reported data.
 2000: Estimate based on reported data.
 2001: Estimate based on reported data.
 2002: Estimate based on reported data.
 2003: Estimate based on reported data.
 2004: Estimate based on reported data.
 2005: Estimate based on reported data.
 2006: Estimate based on reported data.
 2007: Estimate based on reported data.
 2008: Estimate based on reported data.
 2009: Estimate based on reported data.
 2010: Estimate based on reported data.

	1997	1998	1999	2000	2001	2002	2003	2004	2005	2006	2007	2008	2009	2010
Estimate	96	93	87	93	84	87	89	93	92	84	93	85	93	86
Official	96	93	87	93	84	87	89	93	92	84	93	NA	93	NA
Administrative	NA	NA	87	93	90	NA	89	93	NA	84	93	85	93	86
Survey	NA	NA	NA	NA	NA	NA	NA	NA	NA	NA	NA	NA	NA	NA

Barbados - Pol3

BRB - Pol3



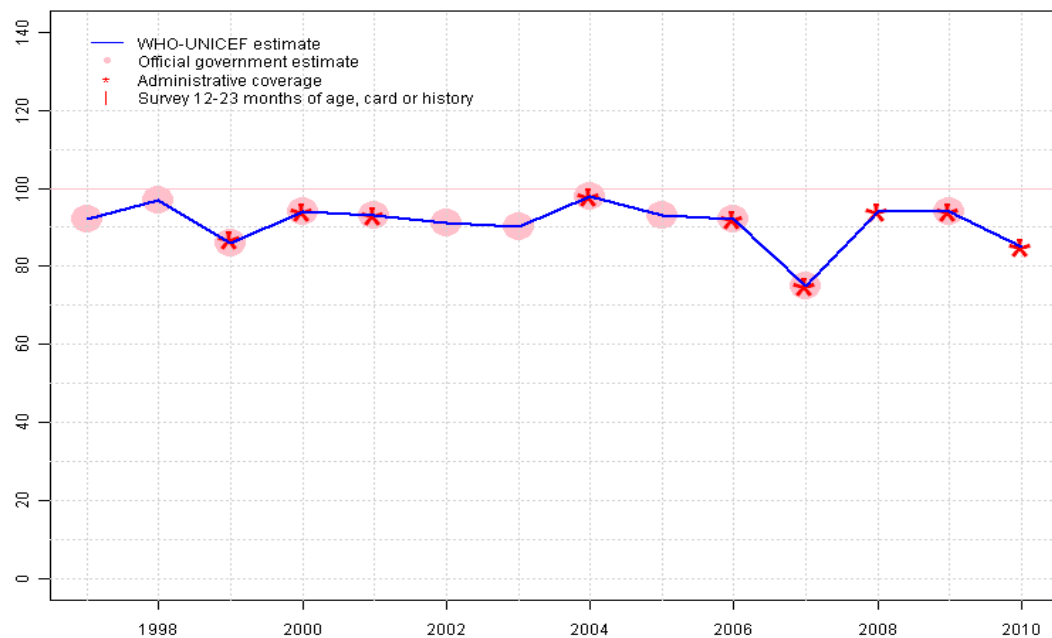
Description:

1997: Legacy estimate.
 1998: Estimate based on reported data.
 1999: Estimate based on reported data.
 2000: Estimate based on reported data.
 2001: Estimate based on reported data.
 2002: Estimate based on reported data.
 2003: Estimate based on reported data.
 2004: Estimate based on reported data.
 2005: Estimate based on reported data.
 2006: Estimate based on reported data.
 2007: Estimate based on reported data.
 2008: Estimate based on reported data.
 2009: Estimate based on reported data.
 2010: Estimate based on reported data.

	1997	1998	1999	2000	2001	2002	2003	2004	2005	2006	2007	2008	2009	2010
Estimate	96	93	86	86	93	86	90	93	91	85	93	85	93	90
Official	96	93	86	86	NA	86	90	93	91	85	93	NA	93	NA
Administrative	NA	NA	86	86	93	NA	NA	93	NA	85	93	85	93	90
Survey	NA	NA	NA	NA	NA	NA	NA	NA	NA	NA	NA	NA	NA	NA

Barbados - MCV

BRB - MCV



Description:

1997: Legacy estimate.

1998: Estimate based on reported data.

1999: Estimate based on reported data.

2000: Estimate based on reported data.

2001: Estimate based on reported data.

2002: Estimate based on reported data.

2003: Estimate based on reported data.

2004: Estimate based on reported data.

2005: Estimate based on reported data.

2006: Estimate based on reported data.

2007: Estimate based on reported data. Decline associated with 3 month vaccine stock out.

2008: Estimate based on reported data.

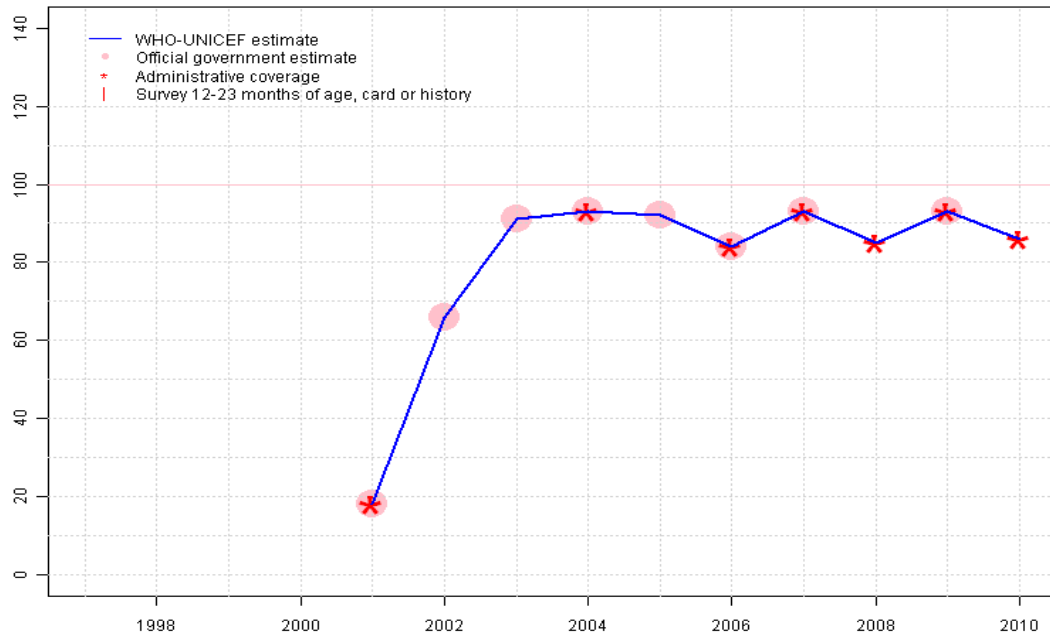
2009: Estimate based on reported data.

2010: Estimate based on reported data.

	1997	1998	1999	2000	2001	2002	2003	2004	2005	2006	2007	2008	2009	2010
Estimate	92	97	86	94	93	91	90	98	93	92	75	94	94	85
Official	92	97	86	94	93	91	90	98	93	92	75	NA	94	NA
Administrative	NA	NA	87	94	93	NA	NA	98	NA	92	75	94	94	85
Survey	NA	NA	NA	NA	NA	NA	NA	NA	NA	NA	NA	NA	NA	NA

Barbados - HepB3

BRB - HepB3



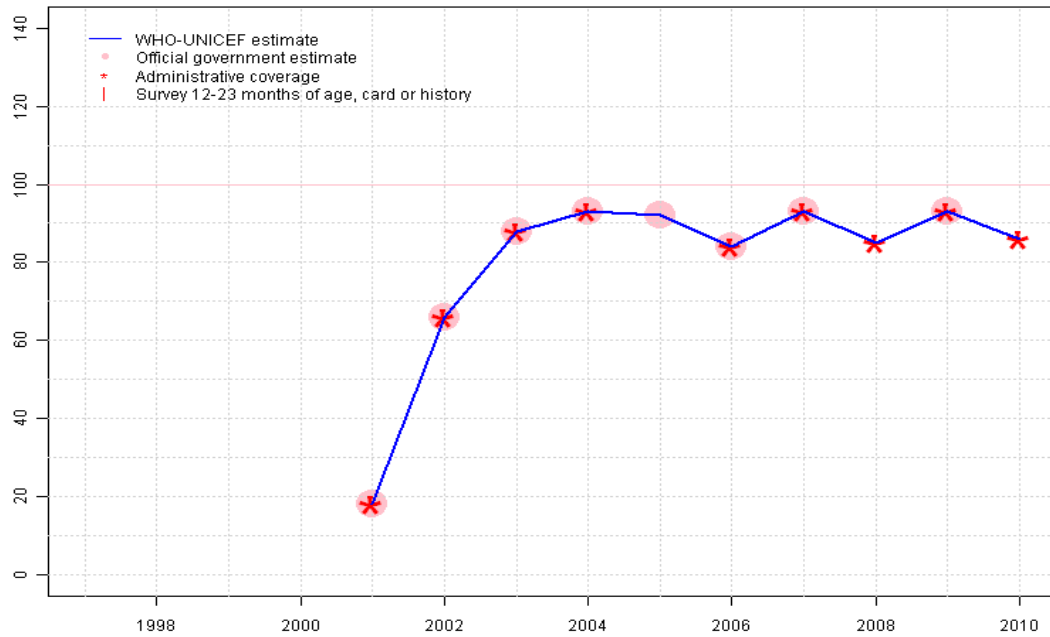
Description:

- 2001: Estimate based on reported data. HepB introduced in 2000. Reporting started in 2001. Vaccine presentation is DTP-HepB-Hib.
- 2002: Estimate based on reported data.
- 2003: Estimate based on reported data.
- 2004: Estimate based on reported data.
- 2005: Estimate based on reported data.
- 2006: Estimate based on reported data.
- 2007: Estimate based on reported data.
- 2008: Estimate based on reported data.
- 2009: Estimate based on reported data.
- 2010: Estimate based on reported data.

	1997	1998	1999	2000	2001	2002	2003	2004	2005	2006	2007	2008	2009	2010
Estimate	NA	NA	NA	NA	18	66	91	93	92	84	93	85	93	86
Official	NA	NA	NA	NA	18	66	91	93	92	84	93	NA	93	NA
Administrative	NA	NA	NA	NA	18	NA	NA	93	NA	84	93	85	93	86
Survey	NA	NA	NA	NA	NA	NA	NA	NA	NA	NA	NA	NA	NA	NA

Barbados - Hib3

BRB - Hib3



Description:

2001: Estimate based on reported data. Hib introduced in 2000. Reporting started in 2001. Vaccine presentation is DTP-HepB-Hib.

2002: Estimate based on reported data.

2003: Estimate based on reported data.

2004: Estimate based on reported data.

2005: Estimate based on reported data.

2006: Estimate based on reported data.

2007: Estimate based on reported data.

2008: Estimate based on reported data.

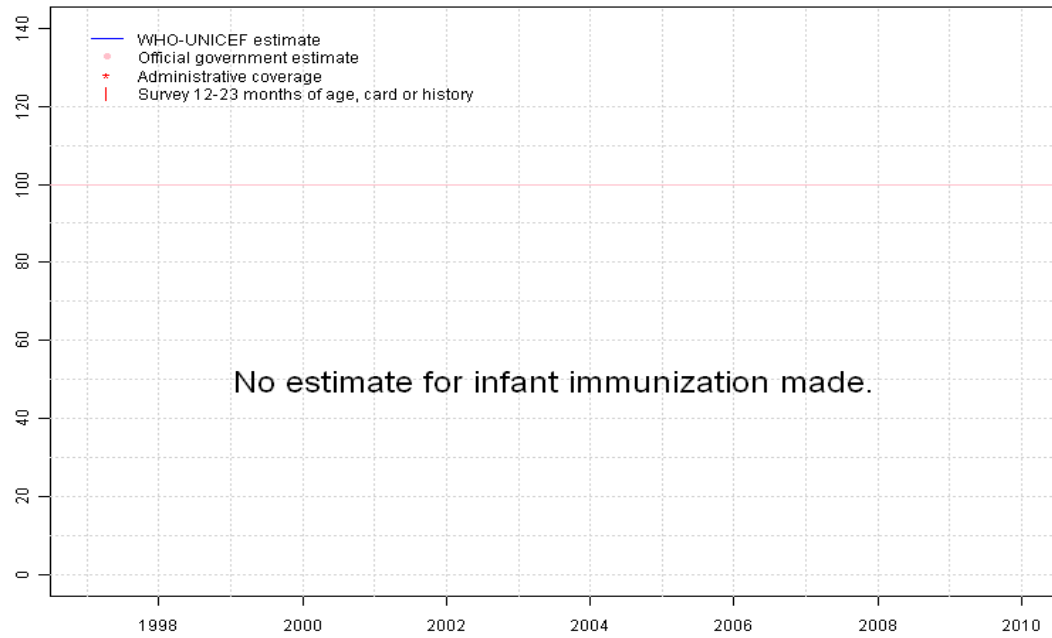
2009: Estimate based on reported data.

2010: Estimate based on reported data.

	1997	1998	1999	2000	2001	2002	2003	2004	2005	2006	2007	2008	2009	2010
Estimate	NA	NA	NA	NA	18	66	88	93	92	84	93	85	93	86
Official	NA	NA	NA	NA	18	66	88	93	92	84	93	NA	93	NA
Administrative	NA	NA	NA	NA	18	66	88	93	NA	84	93	85	93	86
Survey	NA	NA	NA	NA	NA	NA	NA	NA	NA	NA	NA	NA	NA	NA

Barbados - RotaC

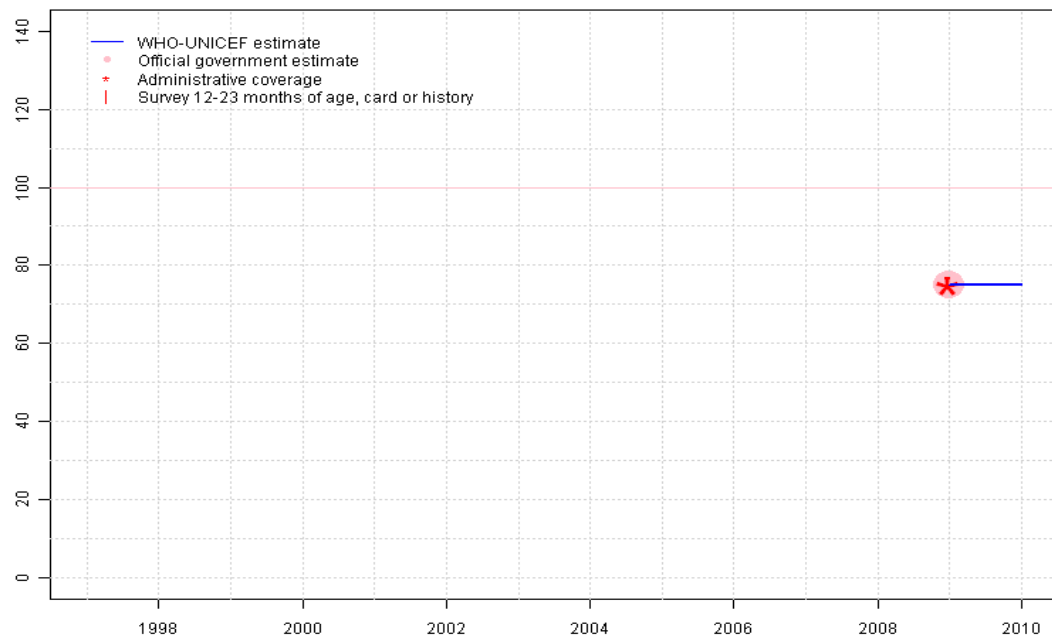
BRB - RotaC



	1997	1998	1999	2000	2001	2002	2003	2004	2005	2006	2007	2008	2009	2010
Estimate	NA	NA	NA	NA	NA	NA	NA	NA	NA	NA	NA	NA	NA	NA
Official	NA	NA	NA	NA	NA	NA	NA	NA	NA	NA	NA	NA	NA	NA
Administrative	NA	NA	NA	NA	NA	NA	NA	NA	NA	NA	NA	NA	NA	NA
Survey	NA	NA	NA	NA	NA	NA	NA	NA	NA	NA	NA	NA	NA	NA

Barbados - PcV3

BRB - PcV3



Description:

2009: Estimate based on reported data.

2010: Estimate based on extrapolation from 2009 value of 75 percent.

	1997	1998	1999	2000	2001	2002	2003	2004	2005	2006	2007	2008	2009	2010
Estimate	NA	NA	NA	NA	NA	NA	NA	NA	NA	NA	NA	NA	75	75
Official	NA	NA	NA	NA	NA	NA	NA	NA	NA	NA	NA	NA	75	NA
Administrative	NA	NA	NA	NA	NA	NA	NA	NA	NA	NA	NA	NA	75	NA
Survey	NA	NA	NA	NA	NA	NA	NA	NA	NA	NA	NA	NA	NA	NA

Further information and estimates for 1980-1996 are available at:

http://www.childinfo.org/immunization_countryreports.html

http://www.who.int/immunization_monitoring/routine/immunization_coverage/en/index4.html