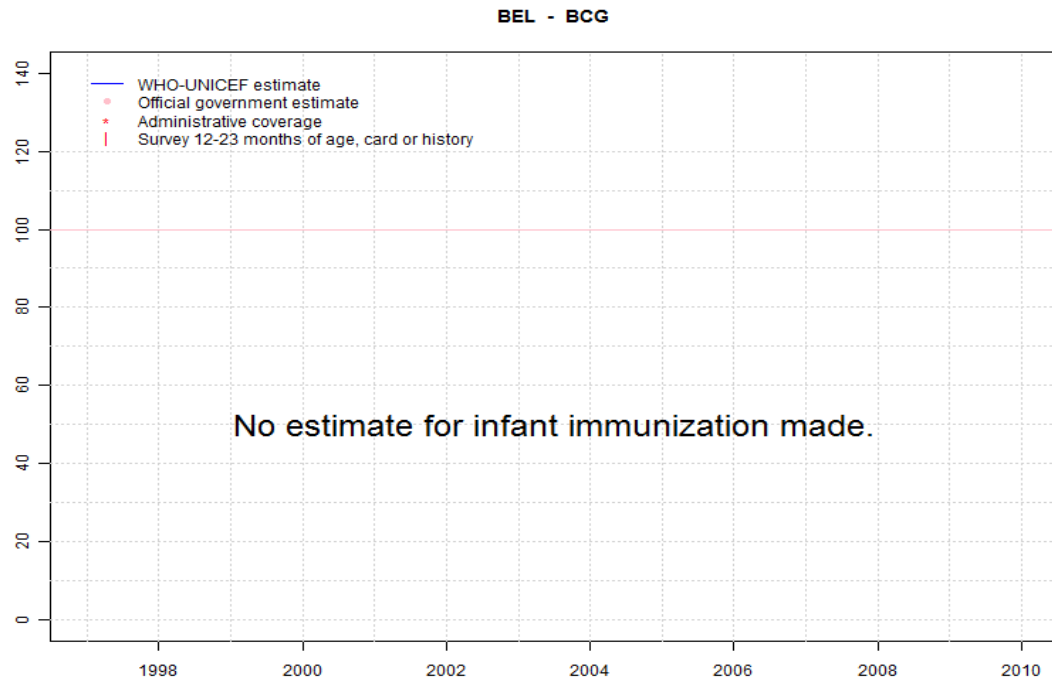


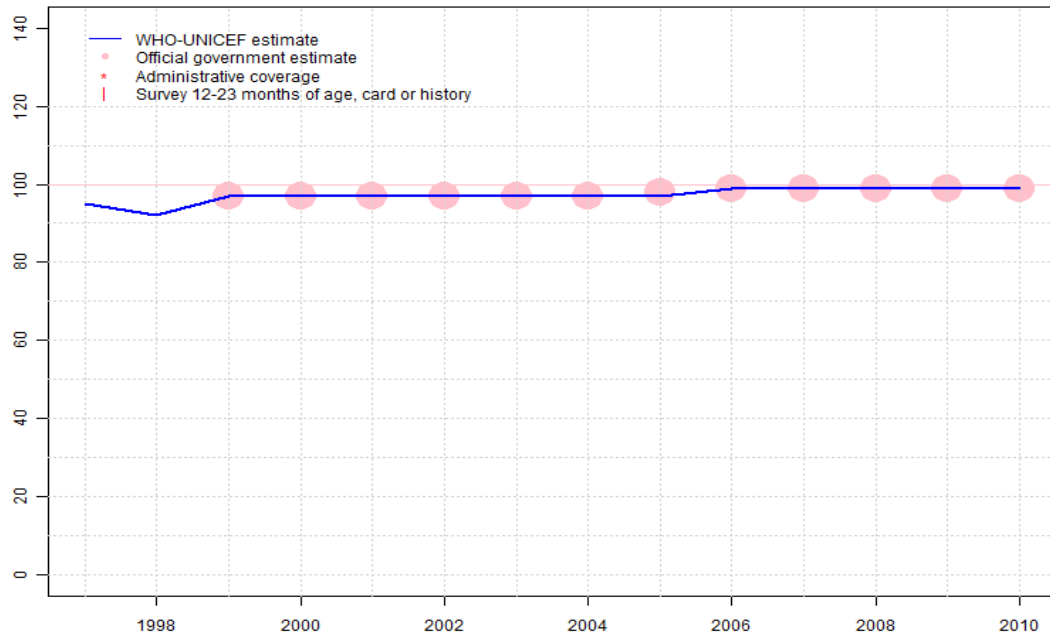
Belgium - BCG



	1997	1998	1999	2000	2001	2002	2003	2004	2005	2006	2007	2008	2009	2010
Estimate	NA	NA	NA	NA	NA	NA	NA	NA	NA	NA	NA	NA	NA	NA
Official	NA	NA	NA	NA	NA	NA	NA	NA	NA	NA	NA	NA	NA	NA
Administrative	NA	NA	NA	NA	NA	NA	NA	NA	NA	NA	NA	NA	NA	NA
Survey	NA	NA	NA	NA	NA	NA	NA	NA	NA	NA	NA	NA	NA	NA

Belgium - DTP1

BEL - DTP1



	1997	1998	1999	2000	2001	2002	2003	2004	2005	2006	2007	2008	2009	2010
Estimate	95	92	97	97	97	97	97	97	97	99	99	99	99	99
Official	NA	NA	97	97	97	97	97	97	98	99	99	99	99	99
Administrative	NA	NA	NA	NA	NA	NA	NA	NA	NA	NA	NA	NA	NA	NA
Survey	NA	NA	NA	NA	NA	NA	NA	NA	NA	NA	NA	NA	NA	NA

Description:

1997: Legacy estimate.

1998: No DTP1 data. Estimate based on DTP3 coverage of 79. Current estimate of 92 percent changed from previous revision value of 95 percent.

1999: na Current estimate of 97 percent changed from previous revision value of 95 percent.

2000: na Estimates from 2000 onward are based on the results from regional cluster surveys. Current estimate of 97 percent changed from previous revision value of 95 percent.

2001: na Current estimate of 97 percent changed from previous revision value of 95 percent.

2002: na Current estimate of 97 percent changed from previous revision value of 95 percent.

2003: na Current estimate of 97 percent changed from previous revision value of 95 percent.

2004: na Current estimate of 97 percent changed from previous revision value of 95 percent.

2005: na Current estimate of 97 percent changed from previous revision value of 98 percent.

2006: DTP1 coverage estimated based on DTP3 coverage of 99. Current estimate of 99 percent changed from previous revision value of 98 percent.

2007: DTP1 coverage estimated based on DTP3 coverage of 99. Current estimate of 99 percent changed from previous revision value of 98 percent.

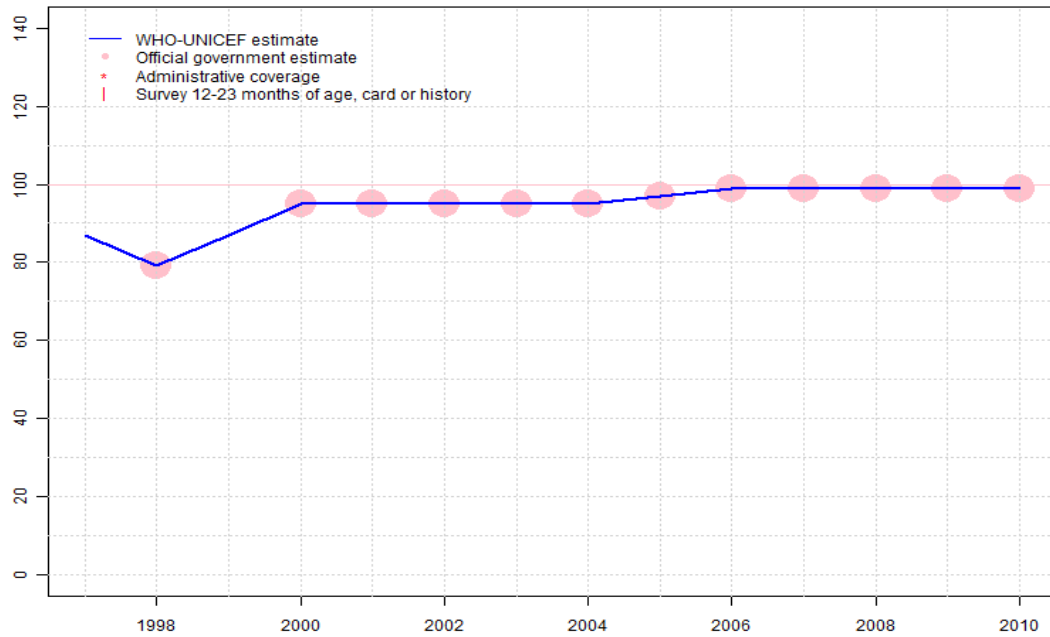
2008: DTP1 coverage estimated based on DTP3 coverage of 99. Current estimate of 99 percent changed from previous revision value of 98 percent.

2009: DTP1 coverage estimated based on DTP3 coverage of 99. Estimates are based on the population-weighted results from three regional cluster surveys together covering the entirety of the country. Current estimate of 99 percent changed from previous revision value of 98 percent.

2010: DTP1 coverage estimated based on DTP3 coverage of 99. Estimates are based on the population-weighted results from three regional cluster surveys together covering the entirety of the country.

Belgium - DTP3

BEL - DTP3



Description:

1997: Legacy estimate.

1998: Estimate based on reported data.

1999: Estimate based on interpolation between 1998 and 2000.

2000: Estimate based on reported data. Estimates from 2000 onward are based on the results from regional cluster surveys.

2001: Estimate based on reported data.

2002: Estimate based on reported data.

2003: Estimate based on reported data.

2004: Estimate based on reported data.

2005: Estimate based on reported data.

2006: Estimate based on reported data.

2007: Estimate based on reported data.

2008: Estimate based on reported data.

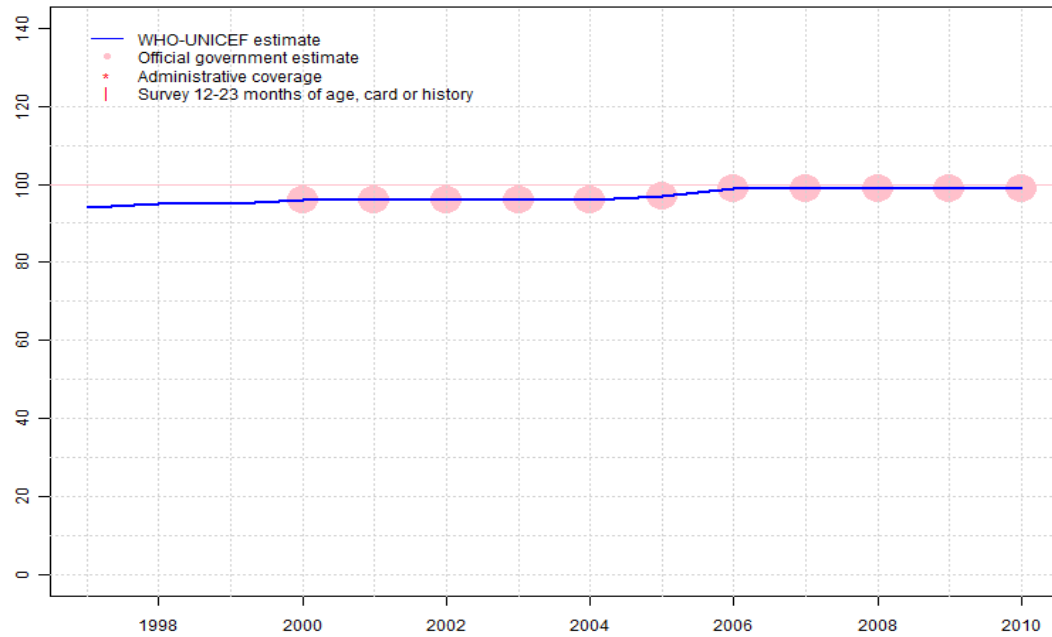
2009: Estimate based on reported data. Estimates are based on the population-weighted results from three regional cluster surveys together covering the entirety of the country.

2010: Estimate based on reported data. Estimates are based on the population-weighted results from three regional cluster surveys together covering the entirety of the country.

	1997	1998	1999	2000	2001	2002	2003	2004	2005	2006	2007	2008	2009	2010
Estimate	87	79	87	95	95	95	95	95	97	99	99	99	99	99
Official	NA	79	NA	95	95	95	95	95	97	99	99	99	99	99
Administrative	NA	NA	NA	NA	NA	NA	NA	NA	NA	NA	NA	NA	NA	NA
Survey	NA	NA	NA	NA	NA	NA	NA	NA	NA	NA	NA	NA	NA	NA

Belgium - Pol3

BEL - Pol3



Description:

1997: Legacy estimate.

1998: Estimate based on interpolation between 1997 and 2000.

1999: Estimate based on interpolation between 1997 and 2000.

2000: Estimate based on reported data. Estimates from 2000 onward are based on the results from regional cluster surveys.

2001: Estimate based on reported data.

2002: Estimate based on reported data.

2003: Estimate based on reported data.

2004: Estimate based on reported data.

2005: Estimate based on reported data.

2006: Estimate based on reported data.

2007: Estimate based on reported data.

2008: Estimate based on reported data.

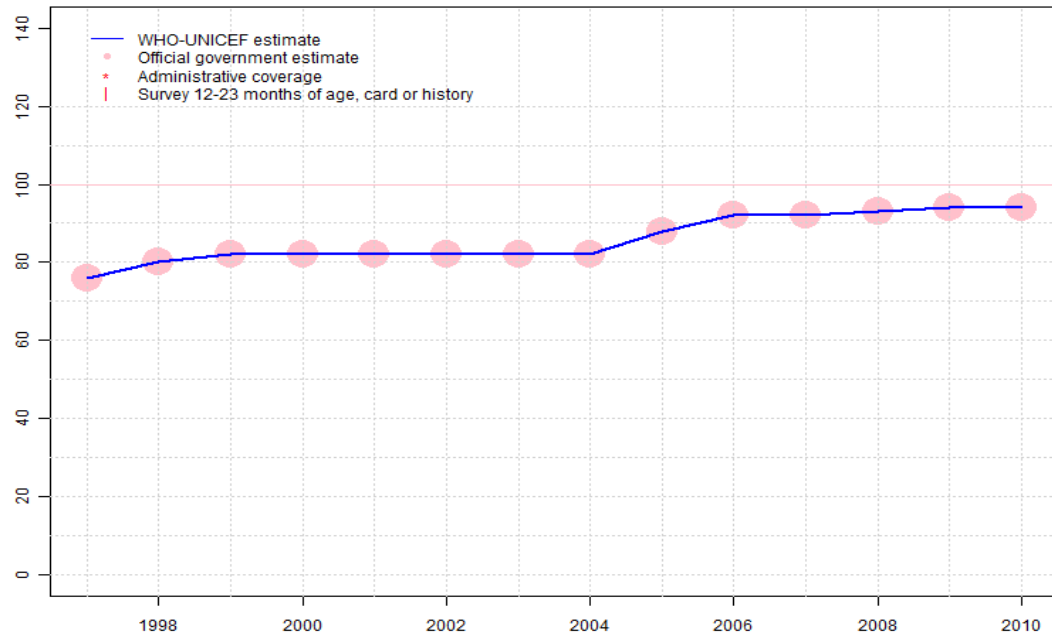
2009: Estimate based on reported data. Estimates are based on the population-weighted results from three regional cluster surveys together covering the entirety of the country.

2010: Estimate based on reported data. Estimates are based on the population-weighted results from three regional cluster surveys together covering the entirety of the country.

	1997	1998	1999	2000	2001	2002	2003	2004	2005	2006	2007	2008	2009	2010
Estimate	94	95	95	96	96	96	96	96	97	99	99	99	99	99
Official	NA	NA	NA	96	96	96	96	96	97	99	99	99	99	99
Administrative	NA	NA	NA	NA	NA	NA	NA	NA	NA	NA	NA	NA	NA	NA
Survey	NA	NA	NA	NA	NA	NA	NA	NA	NA	NA	NA	NA	NA	NA

Belgium - MCV

BEL - MCV



Description:

1997: Legacy estimate.

1998: Estimate based on reported data.

1999: Estimate based on reported data.

2000: Estimate based on reported data. Estimates from 2000 onward are based on the results from regional cluster surveys.

2001: Estimate based on reported data.

2002: Estimate based on reported data.

2003: Estimate based on reported data.

2004: Estimate based on reported data.

2005: Estimate based on reported data.

2006: Estimate based on reported data.

2007: Estimate based on reported data.

2008: Estimate based on reported data.

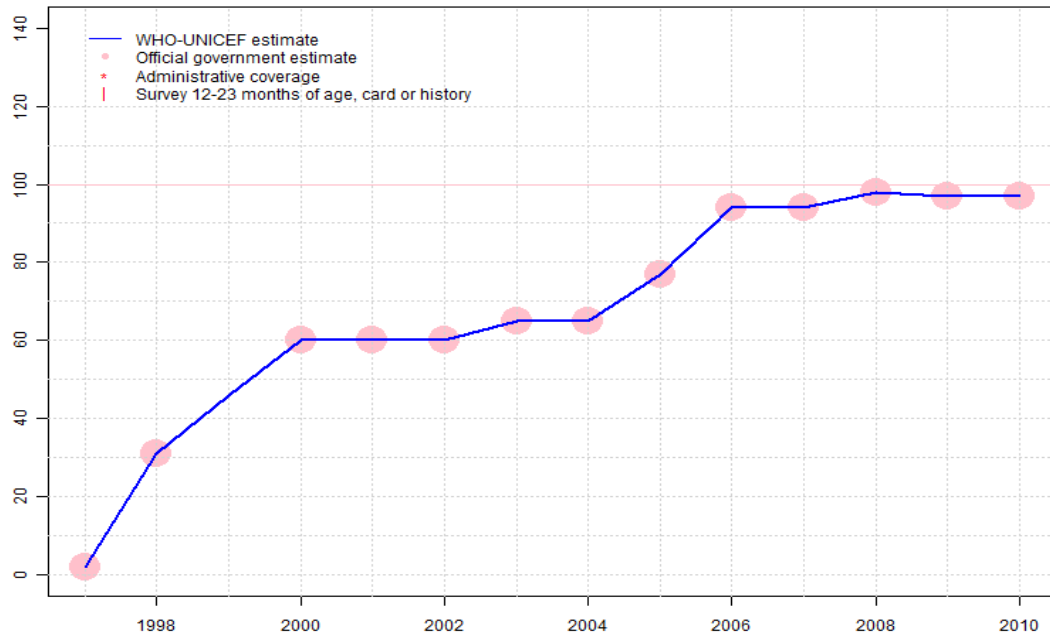
2009: Estimate based on reported data. Estimates are based on the population-weighted results from three regional cluster surveys together covering the entirety of the country.

2010: Estimate based on reported data. Estimates are based on the population-weighted results from three regional cluster surveys together covering the entirety of the country.

	1997	1998	1999	2000	2001	2002	2003	2004	2005	2006	2007	2008	2009	2010
Estimate	76	80	82	82	82	82	82	82	88	92	92	93	94	94
Official	76	80	82	82	82	82	82	82	88	92	92	93	94	94
Administrative	NA	NA	NA	NA	NA	NA	NA	NA	NA	NA	NA	NA	NA	NA
Survey	NA	NA	NA	NA	NA	NA	NA	NA	NA	NA	NA	NA	NA	NA

Belgium - HepB3

BEL - HepB3



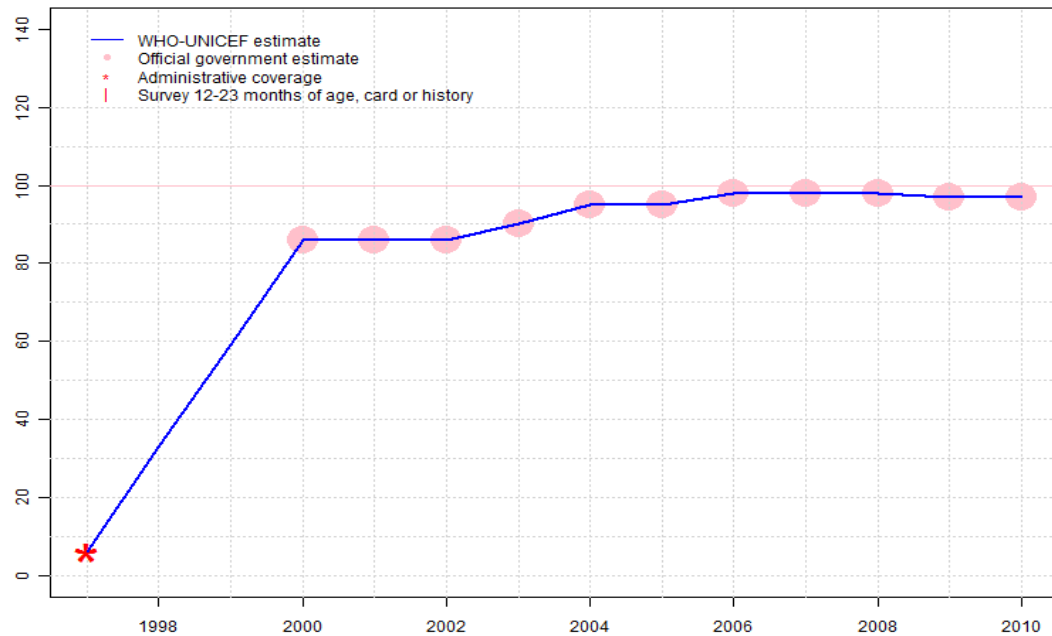
Description:

- 1997: Legacy estimate. HepB introduced in 1996. Reporting started in 1997.
- 1998: Estimate based on reported data.
- 1999: Estimate based on interpolation between 1998 and 2000.
- 2000: Estimate based on reported data. Estimates from 2000 onward are based on the results from regional cluster surveys.
- 2001: Estimate based on reported data.
- 2002: Estimate based on reported data.
- 2003: Estimate based on reported data.
- 2004: Estimate based on reported data.
- 2005: Estimate based on reported data.
- 2006: Estimate based on reported data.
- 2007: Estimate based on reported data.
- 2008: Estimate based on reported data.
- 2009: Estimate based on reported data. Estimates are based on the population-weighted results from three regional cluster surveys together covering the entirety of the country.
- 2010: Estimate based on reported data. Estimates are based on the population-weighted results from three regional cluster surveys together covering the entirety of the country.

	1997	1998	1999	2000	2001	2002	2003	2004	2005	2006	2007	2008	2009	2010
Estimate	2	31	46	60	60	60	65	65	77	94	94	98	97	97
Official	2	31	NA	60	60	60	65	65	77	94	94	98	97	97
Administrative	NA	NA	NA	NA	NA	NA	NA	NA	NA	NA	NA	NA	NA	NA
Survey	NA	NA	NA	NA	NA	NA	NA	NA	NA	NA	NA	NA	NA	NA

Belgium - Hib3

BEL - Hib3



Description:

1997: Legacy estimate.

1998: Estimate based on interpolation between 1997 and 2000.

1999: Estimate based on interpolation between 1997 and 2000.

2000: Estimate based on reported data. Estimates from 2000 onward are based on the results from regional cluster surveys.

2001: Estimate based on reported data.

2002: Estimate based on reported data.

2003: Estimate based on reported data.

2004: Estimate based on reported data.

2005: Estimate based on reported data.

2006: Estimate based on reported data.

2007: Estimate based on reported data.

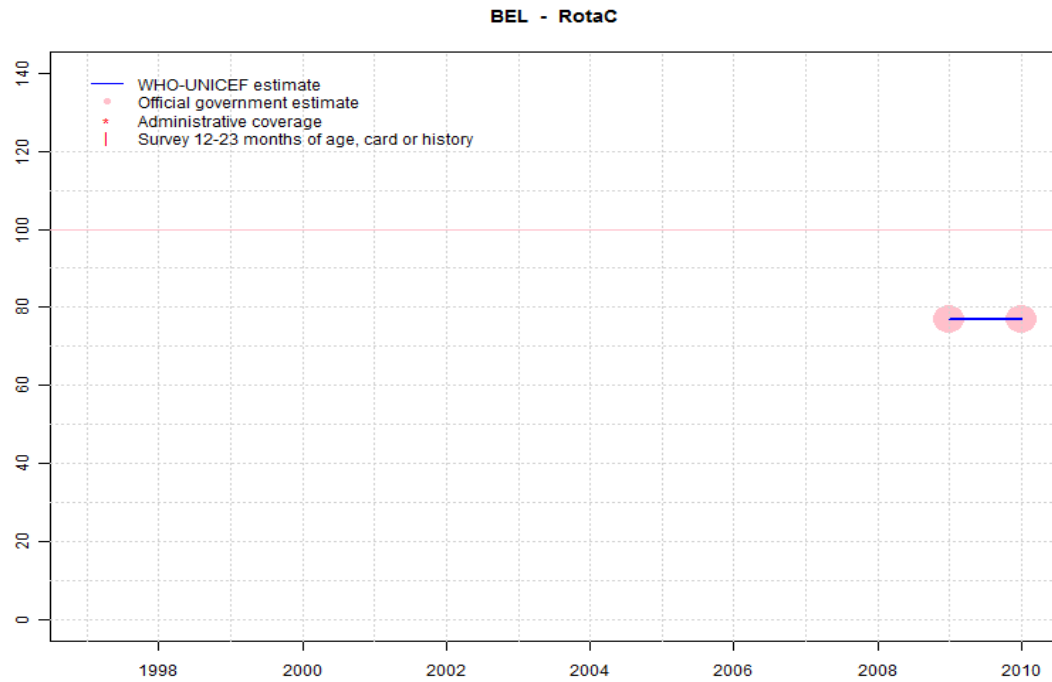
2008: Estimate based on reported data.

2009: Estimate based on reported data. Estimates are based on the population-weighted results from three regional cluster surveys together covering the entirety of the country.

2010: Estimate based on reported data. Estimates are based on the population-weighted results from three regional cluster surveys together covering the entirety of the country.

	1997	1998	1999	2000	2001	2002	2003	2004	2005	2006	2007	2008	2009	2010
Estimate	6	33	59	86	86	86	90	95	95	98	98	98	97	97
Official	NA	NA	NA	86	86	86	90	95	95	98	98	98	97	97
Administrative	6	NA	NA	NA	NA	NA	NA	NA	NA	NA	NA	NA	NA	NA
Survey	NA	NA	NA	NA	NA	NA	NA	NA	NA	NA	NA	NA	NA	NA

Belgium - RotaC



Description:

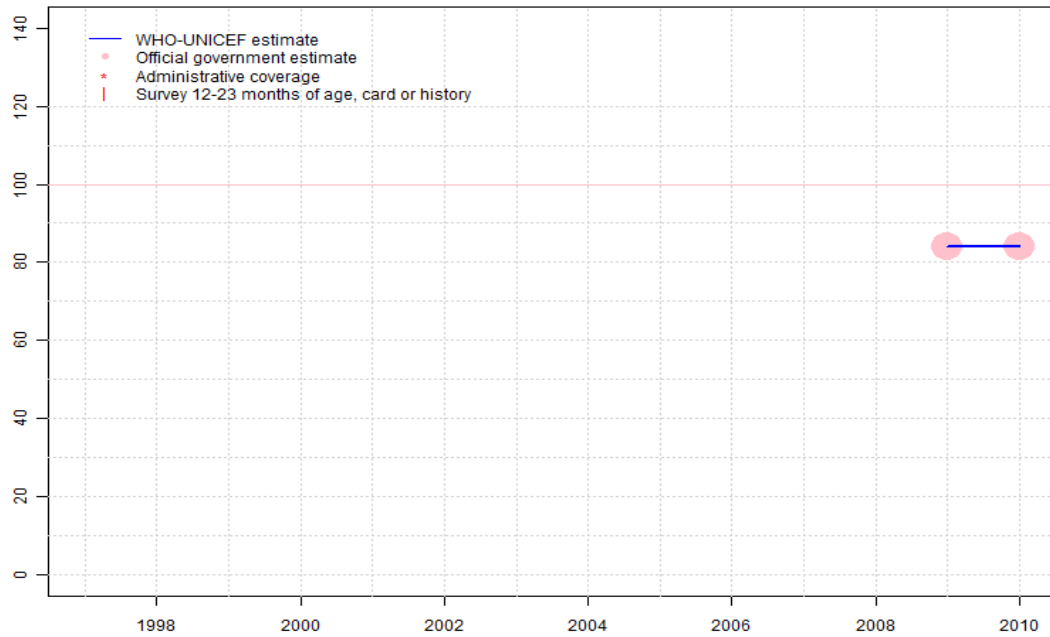
2009: Estimate based on reported data. Estimates are based on the population-weighted results from three regional cluster surveys together covering the entirety of the country.

2010: Estimate based on reported data. Estimates are based on the population-weighted results from three regional cluster surveys together covering the entirety of the country.

	1997	1998	1999	2000	2001	2002	2003	2004	2005	2006	2007	2008	2009	2010
Estimate	NA	NA	NA	NA	NA	NA	NA	NA	NA	NA	NA	NA	77	77
Official	NA	NA	NA	NA	NA	NA	NA	NA	NA	NA	NA	NA	77	77
Administrative	NA	NA	NA	NA	NA	NA	NA	NA	NA	NA	NA	NA	NA	NA
Survey	NA	NA	NA	NA	NA	NA	NA	NA	NA	NA	NA	NA	NA	NA

Belgium - PcV3

BEL - PcV3



Description:

2009: Estimate based on reported data. Estimates are based on the population-weighted results from three regional cluster surveys together covering the entirety of the country.

2010: Estimate based on reported data. Estimates are based on the population-weighted results from three regional cluster surveys together covering the entirety of the country.

	1997	1998	1999	2000	2001	2002	2003	2004	2005	2006	2007	2008	2009	2010
Estimate	NA	NA	NA	NA	NA	NA	NA	NA	NA	NA	NA	NA	84	84
Official	NA	NA	NA	NA	NA	NA	NA	NA	NA	NA	NA	NA	84	84
Administrative	NA	NA	NA	NA	NA	NA	NA	NA	NA	NA	NA	NA	NA	NA
Survey	NA	NA	NA	NA	NA	NA	NA	NA	NA	NA	NA	NA	NA	NA

Further information and estimates for 1980-1996 are available at:

http://www.childinfo.org/immunization_countryreports.html

http://www.who.int/immunization_monitoring/routine/immunization_coverage/en/index4.html