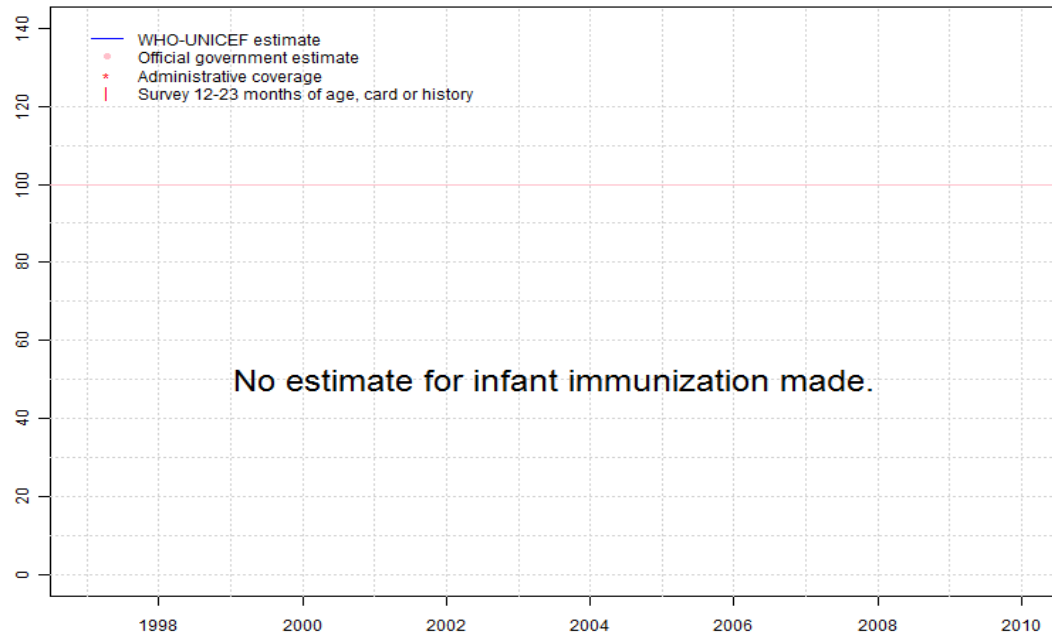


Austria - BCG

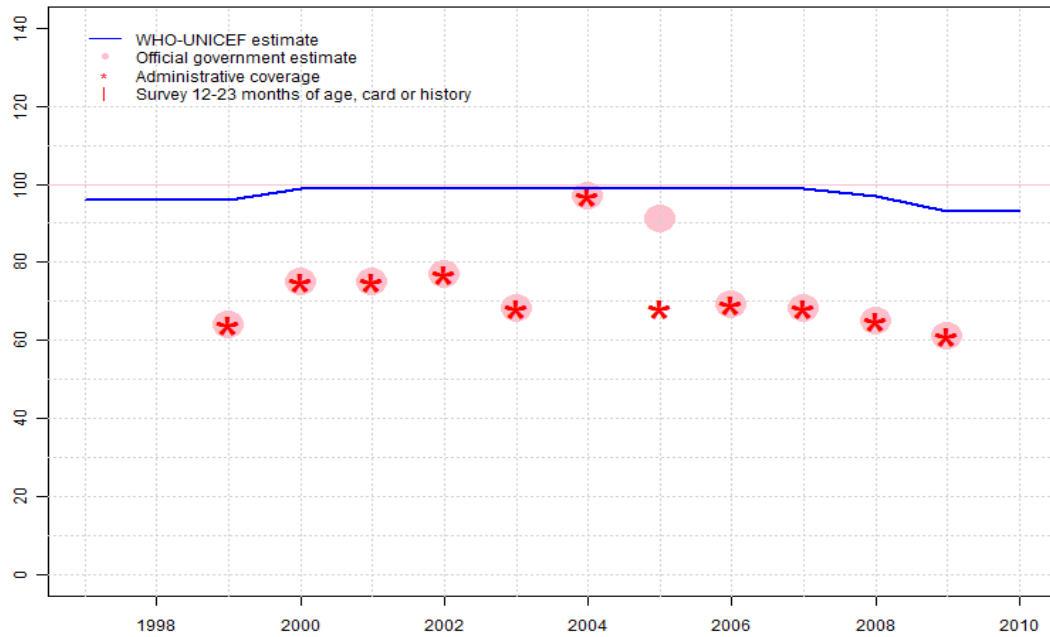
AUT - BCG



	1997	1998	1999	2000	2001	2002	2003	2004	2005	2006	2007	2008	2009	2010
Estimate	NA	NA	NA	NA	NA	NA	NA	NA	NA	NA	NA	NA	NA	NA
Official	NA	NA	NA	NA	NA	NA	NA	NA	NA	NA	NA	NA	NA	NA
Administrative	NA	NA	NA	NA	NA	NA	NA	NA	NA	NA	NA	NA	NA	NA
Survey	NA	NA	NA	NA	NA	NA	NA	NA	NA	NA	NA	NA	NA	NA

Austria - DTP1

AUT - DTP1



Description:

1997: Legacy estimate.

1998: Estimate based on interpolation between 1997 and 1999.

1999: Reported data 64 percent calibrated to 1997 levels. Reported data of 64 percent estimated by extrapolating from 1999

2000: Reported data 75 percent calibrated to 1997 levels. Reported data of 64 percent estimated by extrapolating from 1999

2001: Reported data 75 percent calibrated to 1997 levels. Reported data of 64 percent estimated by extrapolating from 1999

2002: Reported data 77 percent calibrated to 1997 levels. Reported data of 64 percent estimated by extrapolating from 1999

2003: Reported data 68 percent calibrated to 1997 levels. Reported data of 64 percent estimated by extrapolating from 1999

2004: Reported data 97 percent calibrated to 1997 levels. Reported data of 64 percent estimated by extrapolating from 1999

2005: Reported data 91 percent calibrated to 1997 levels. Reported data of 64 percent estimated by extrapolating from 1999

2006: Reported data 69 percent calibrated to 1997 levels. Reported data of 64 percent estimated by extrapolating from 1999

2007: Reported data 68 percent calibrated to 1997 levels. Reported data of 64 percent estimated by extrapolating from 1999

2008: Reported data 65 percent calibrated to 1997 levels. Reported data of 64 percent estimated by extrapolating from 1999

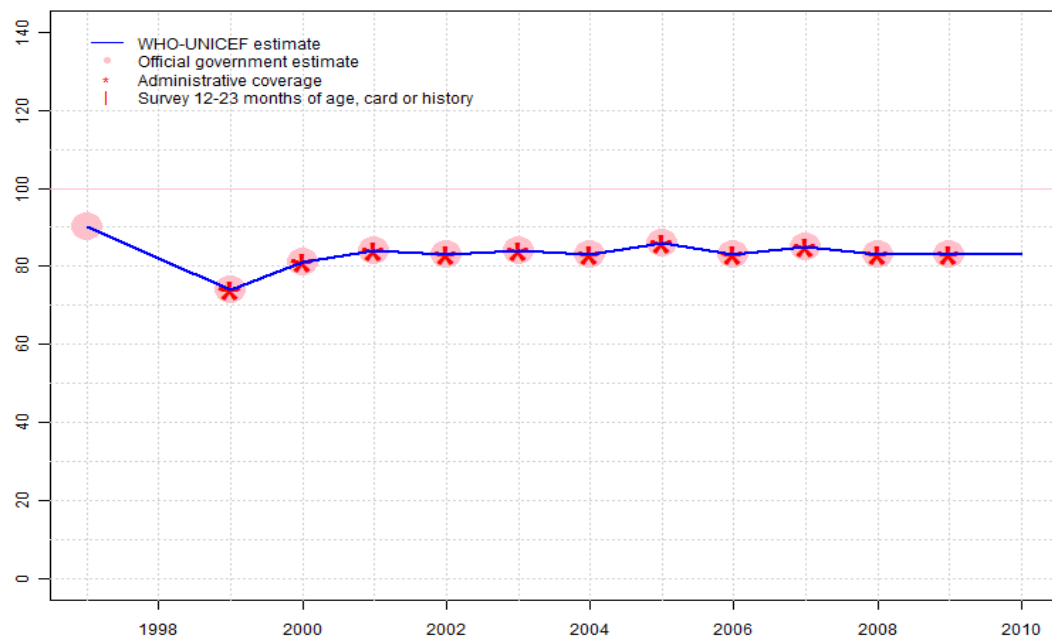
2009: Reported data 61 percent calibrated to 1997 levels. Reported data of 64 percent estimated by extrapolating from 1999 Current estimate of 93 percent changed from previous revision value of 97 percent.

2010: Estimate based on extrapolation from 2009 value of 93 percent.

	1997	1998	1999	2000	2001	2002	2003	2004	2005	2006	2007	2008	2009	2010
Estimate	96	96	96	99	99	99	99	99	99	99	99	97	93	93
Official	NA	NA	64	75	75	77	68	97	91	69	68	65	61	NA
Administrative	NA	NA	64	75	75	77	68	97	68	69	68	65	61	NA
Survey	NA	NA	NA	NA	NA	NA	NA	NA	NA	NA	NA	NA	NA	NA

Austria - DTP3

AUT - DTP3



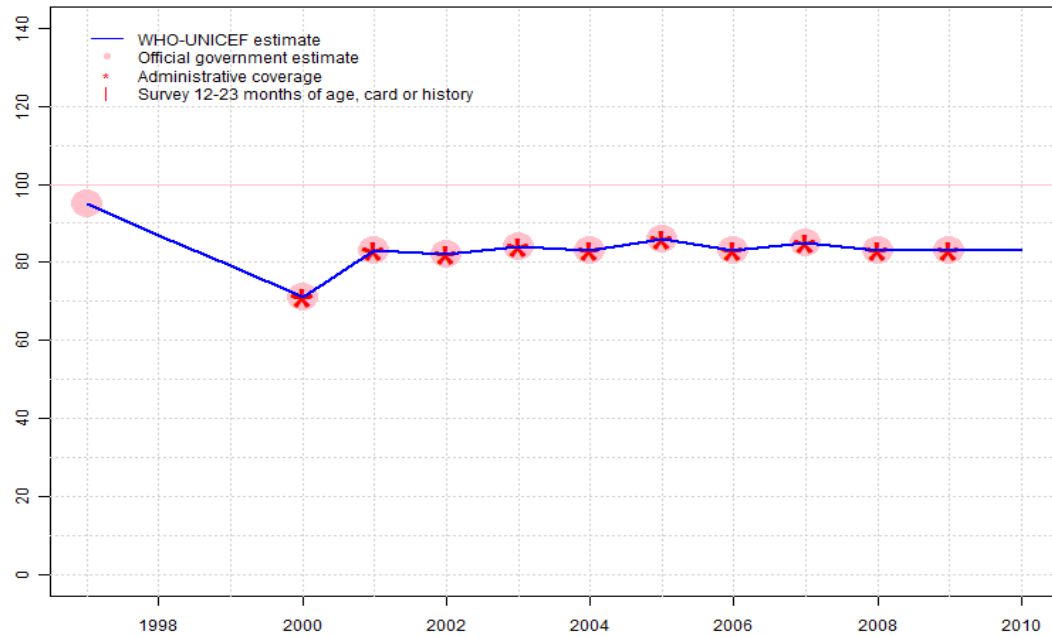
Description:

- 1997: Legacy estimate.
- 1998: Estimate based on interpolation between 1997 and 1999.
- 1999: Estimate based on reported data.
- 2000: Estimate based on reported data.
- 2001: Estimate based on reported data.
- 2002: Estimate based on reported data.
- 2003: Estimate based on reported data.
- 2004: Estimate based on reported data.
- 2005: Estimate based on reported data.
- 2006: Estimate based on reported data.
- 2007: Estimate based on reported data.
- 2008: Estimate based on reported data.
- 2009: Estimate based on reported data.
- 2010: Estimate based on extrapolation from 2009 value of 83 percent.

	1997	1998	1999	2000	2001	2002	2003	2004	2005	2006	2007	2008	2009	2010
Estimate	90	82	74	81	84	83	84	83	86	83	85	83	83	83
Official	90	NA	74	81	84	83	84	83	86	83	85	83	83	NA
Administrative	NA	NA	74	81	84	83	84	83	86	83	85	83	83	NA
Survey	NA	NA	NA	NA	NA	NA	NA	NA	NA	NA	NA	NA	NA	NA

Austria - Pol3

AUT - Pol3



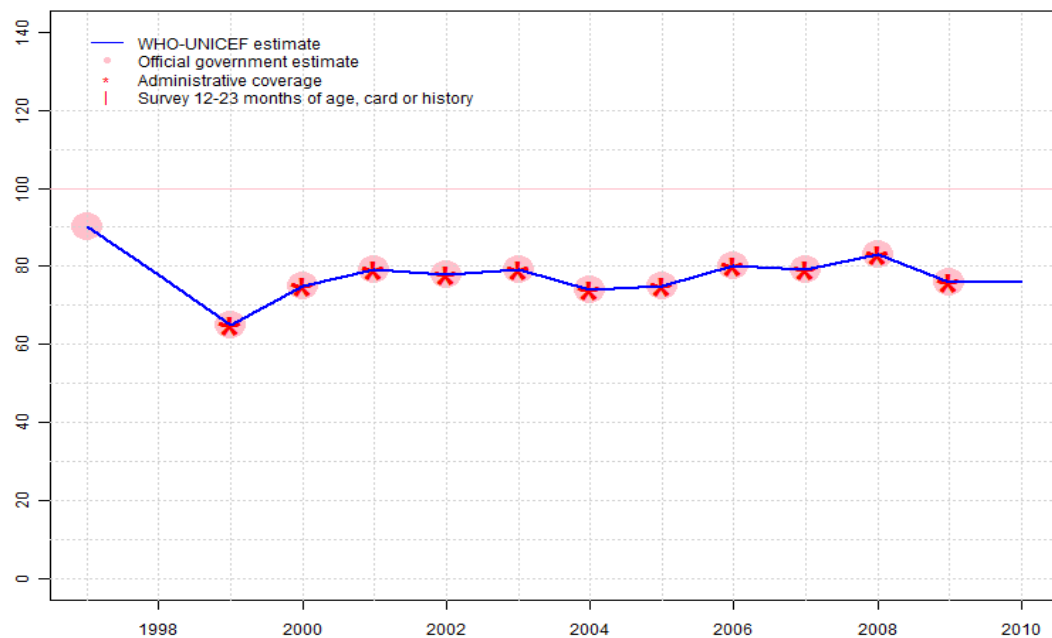
Description:

- 1997: Legacy estimate.
- 1998: Estimate based on interpolation between 1997 and 2000.
- 1999: Estimate based on interpolation between 1997 and 2000.
- 2000: Estimate based on reported data.
- 2001: Estimate based on reported data.
- 2002: Estimate based on reported data.
- 2003: Estimate based on reported data.
- 2004: Estimate based on reported data.
- 2005: Estimate based on reported data.
- 2006: Estimate based on reported data.
- 2007: Estimate based on reported data.
- 2008: Estimate based on reported data.
- 2009: Estimate based on reported data.
- 2010: Estimate based on extrapolation from 2009 value of 83 percent.

	1997	1998	1999	2000	2001	2002	2003	2004	2005	2006	2007	2008	2009	2010
Estimate	95	87	79	71	83	82	84	83	86	83	85	83	83	83
Official	95	NA	NA	71	83	82	84	83	86	83	85	83	83	NA
Administrative	NA	NA	NA	71	83	82	84	83	86	83	85	83	83	NA
Survey	NA	NA	NA	NA	NA	NA	NA	NA	NA	NA	NA	NA	NA	NA

Austria - MCV

AUT - MCV



Description:

1997: Legacy estimate.

1998: Estimate based on interpolation between 1997 and 1999.

1999: Estimate based on reported data.

2000: Estimate based on reported data.

2001: Estimate based on reported data.

2002: Estimate based on reported data.

2003: Estimate based on reported data.

2004: Estimate based on reported data.

2005: Estimate based on reported data.

2006: Estimate based on reported data.

2007: Estimate based on reported data.

2008: Estimate based on reported data.

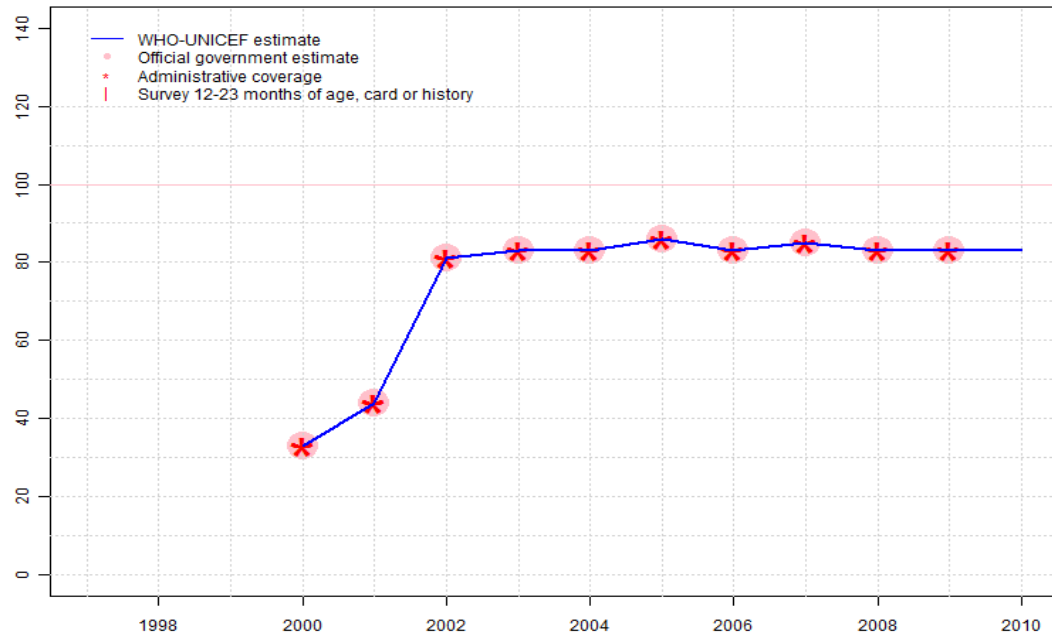
2009: Estimate based on reported data. Current estimate of 76 percent changed from previous revision value of 83 percent.

2010: Estimate based on extrapolation from 2009 value of 76 percent.

	1997	1998	1999	2000	2001	2002	2003	2004	2005	2006	2007	2008	2009	2010
Estimate	90	78	65	75	79	78	79	74	75	80	79	83	76	76
Official	90	NA	65	75	79	78	79	74	75	80	79	83	76	NA
Administrative	NA	NA	65	75	79	78	79	74	75	80	79	83	76	NA
Survey	NA	NA	NA	NA	NA	NA	NA	NA	NA	NA	NA	NA	NA	NA

Austria - HepB3

AUT - HepB3



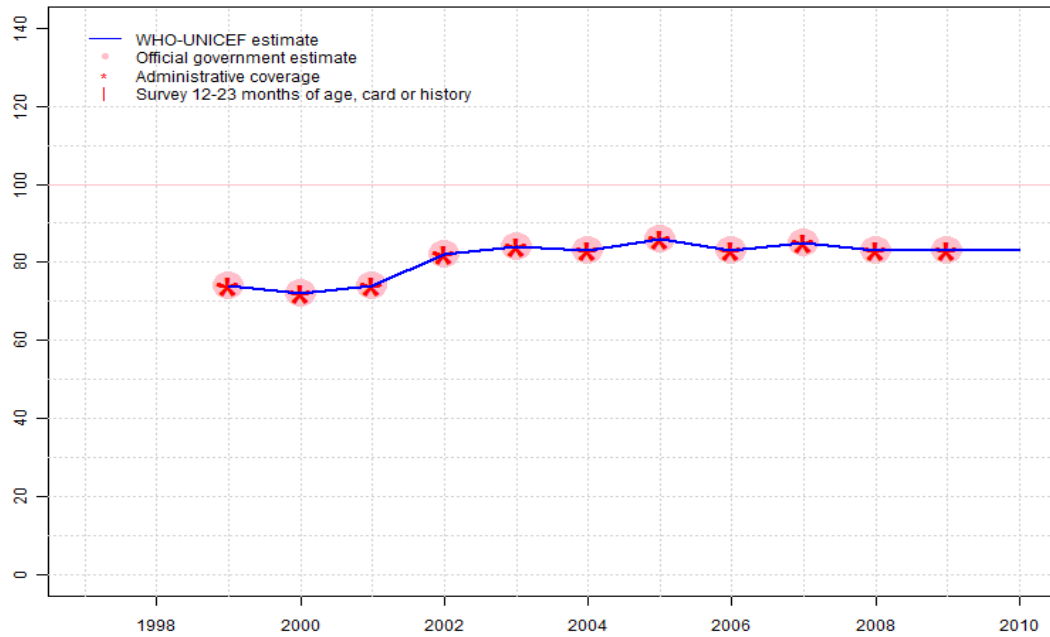
Description:

- 2000: Estimate based on reported data. HepB introduced in 1997. Reporting started in 2000.
- 2001: Estimate based on reported data.
- 2002: Estimate based on reported data.
- 2003: Estimate based on reported data.
- 2004: Estimate based on reported data.
- 2005: Estimate based on reported data.
- 2006: Estimate based on reported data.
- 2007: Estimate based on reported data.
- 2008: Estimate based on reported data.
- 2009: Estimate based on reported data.
- 2010: Estimate based on extrapolation from 2009 value of 83 percent.

	1997	1998	1999	2000	2001	2002	2003	2004	2005	2006	2007	2008	2009	2010
Estimate	NA	NA	NA	33	44	81	83	83	86	83	85	83	83	83
Official	NA	NA	NA	33	44	81	83	83	86	83	85	83	83	NA
Administrative	NA	NA	NA	33	44	81	83	83	86	83	85	83	83	NA
Survey	NA	NA	NA	NA	NA	NA	NA	NA	NA	NA	NA	NA	NA	NA

Austria - Hib3

AUT - Hib3



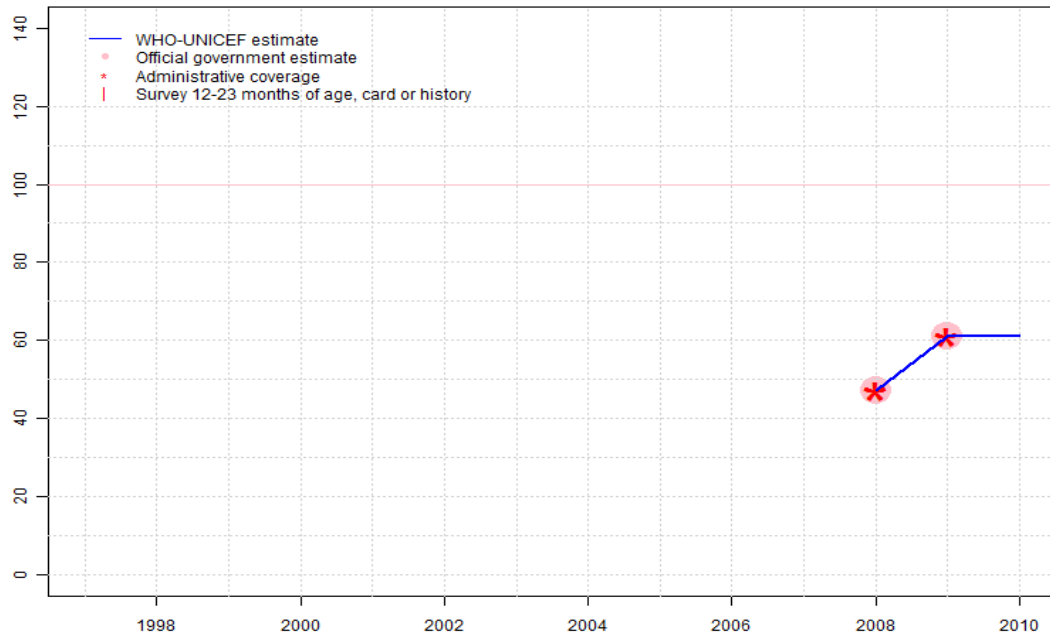
Description:

- 1999: Estimate based on reported data. Hib introduced in 1994. Reporting started in 1999.
- 2000: Estimate based on reported data.
- 2001: Estimate based on reported data.
- 2002: Estimate based on reported data.
- 2003: Estimate based on reported data.
- 2004: Estimate based on reported data.
- 2005: Estimate based on reported data.
- 2006: Estimate based on reported data.
- 2007: Estimate based on reported data.
- 2008: Estimate based on reported data.
- 2009: Estimate based on reported data.
- 2010: Estimate based on extrapolation from 2009 value of 83 percent.

	1997	1998	1999	2000	2001	2002	2003	2004	2005	2006	2007	2008	2009	2010
Estimate	NA	NA	74	72	74	82	84	83	86	83	85	83	83	83
Official	NA	NA	74	72	74	82	84	83	86	83	85	83	83	NA
Administrative	NA	NA	74	72	74	82	84	83	86	83	85	83	83	NA
Survey	NA	NA	NA	NA	NA	NA	NA	NA	NA	NA	NA	NA	NA	NA

Austria - RotaC

AUT - RotaC



Description:

2008: Estimate based on reported data. Rota introduced in 2006 reporting started in 2008

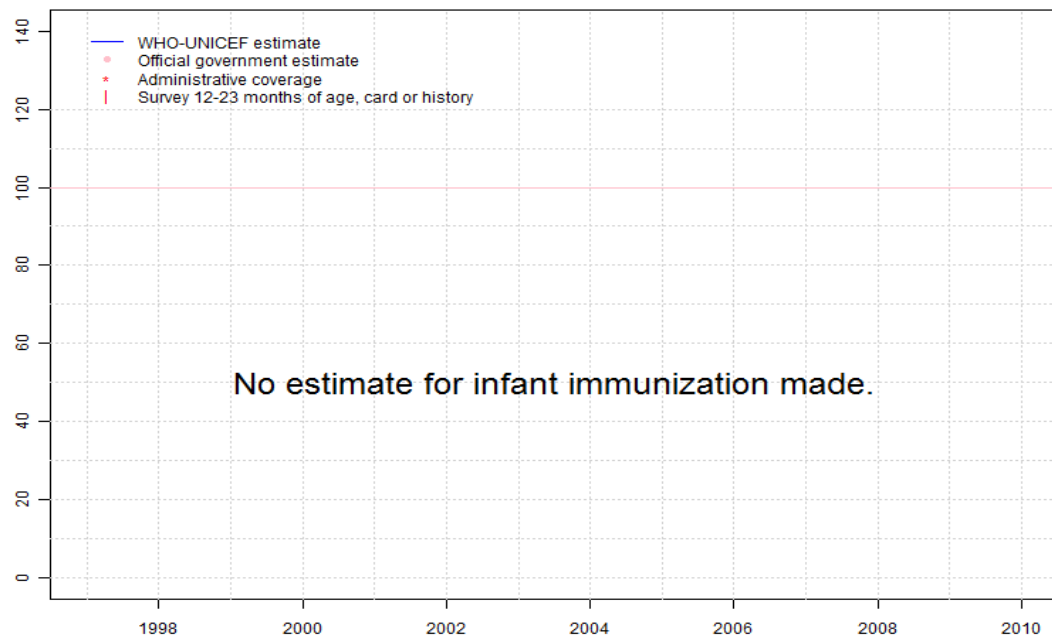
2009: Estimate based on reported data. Current estimate of 61 percent changed from previous revision value of 47 percent.

2010: Estimate based on extrapolation from 2009 value of 61 percent.

	1997	1998	1999	2000	2001	2002	2003	2004	2005	2006	2007	2008	2009	2010
Estimate	NA	NA	NA	NA	NA	NA	NA	NA	NA	NA	NA	47	61	61
Official	NA	NA	NA	NA	NA	NA	NA	NA	NA	NA	NA	47	61	NA
Administrative	NA	NA	NA	NA	NA	NA	NA	NA	NA	NA	NA	47	61	NA
Survey	NA	NA	NA	NA	NA	NA	NA	NA	NA	NA	NA	NA	NA	NA

Austria - PcV3

AUT - PcV3



	1997	1998	1999	2000	2001	2002	2003	2004	2005	2006	2007	2008	2009	2010
Estimate	NA	NA	NA	NA	NA	NA	NA	NA	NA	NA	NA	NA	NA	NA
Official	NA	NA	NA	NA	NA	NA	NA	NA	NA	NA	NA	NA	NA	NA
Administrative	NA	NA	NA	NA	NA	NA	NA	NA	NA	NA	NA	NA	NA	NA
Survey	NA	NA	NA	NA	NA	NA	NA	NA	NA	NA	NA	NA	NA	NA

Further information and estimates for 1980-1996 are available at:

http://www.childinfo.org/immunization_countryreports.html

http://www.who.int/immunization_monitoring/routine/immunization_coverage/en/index4.html