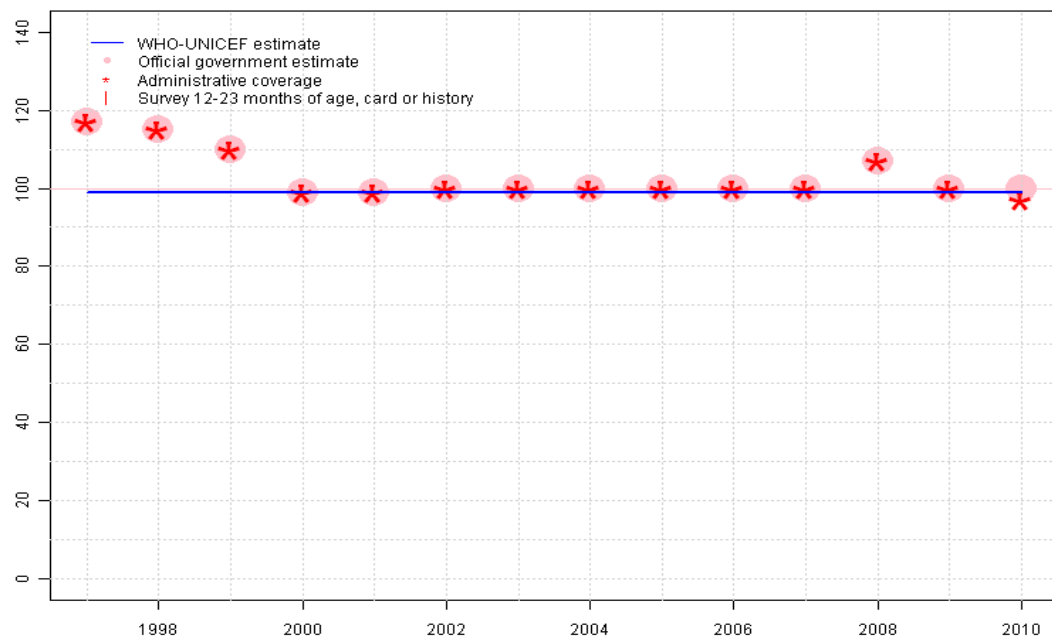


Argentina - BCG

ARG - BCG



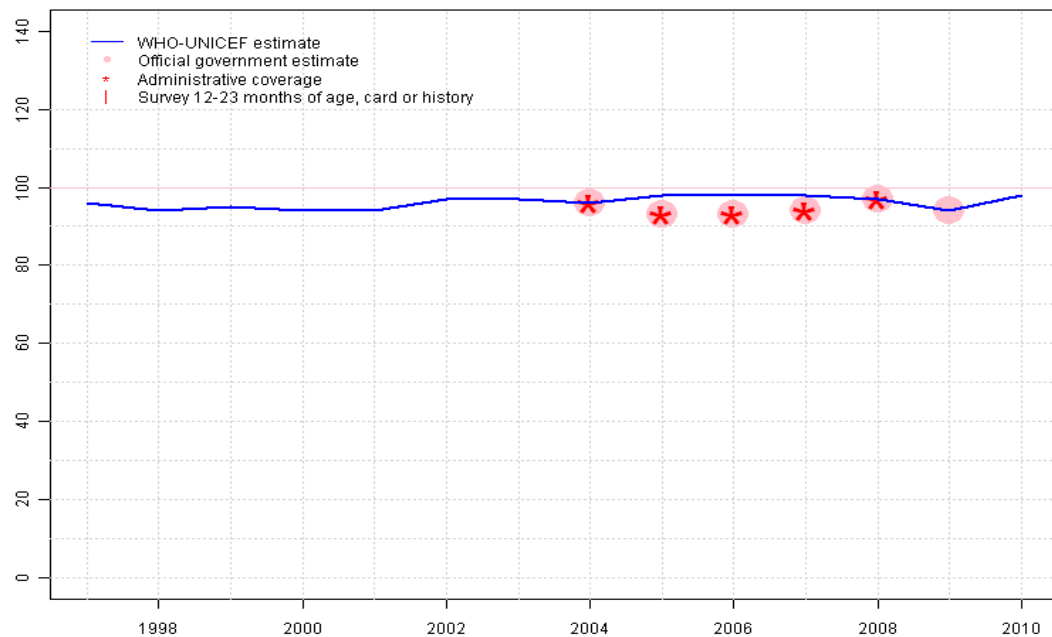
Description:

1997: Legacy estimate. Reported data of 117 percent greater than 100 percent.
 1998: Estimate based on interpolation between 1997 and 2000. Reported data of 115 percent greater than 100 percent.
 1999: Estimate based on interpolation between 1997 and 2000. Reported data of 110 percent greater than 100 percent.
 2000: Estimate based on reported data.
 2001: Estimate based on reported data.
 2002: Estimate based on reported data.
 2003: Estimate based on reported data.
 2004: Estimate based on reported data.
 2005: Estimate based on reported data.
 2006: Estimate based on reported data.
 2007: Estimate based on reported data.
 2008: Estimate based on interpolation between 2007 and 2009. Reported data of 107 percent greater than 100 percent.
 2009: Estimate based on reported data.
 2010: Estimate based on reported data.

	1997	1998	1999	2000	2001	2002	2003	2004	2005	2006	2007	2008	2009	2010
Estimate	99	99	99	99	99	99	99	99	99	99	99	99	99	99
Official	117	115	110	99	99	100	100	100	100	100	100	107	100	100
Administrative	117	115	110	99	99	100	100	100	100	100	100	107	100	97
Survey	NA	NA	NA	NA	NA	NA	NA	NA	NA	NA	NA	NA	NA	NA

Argentina - DTP1

ARG - DTP1



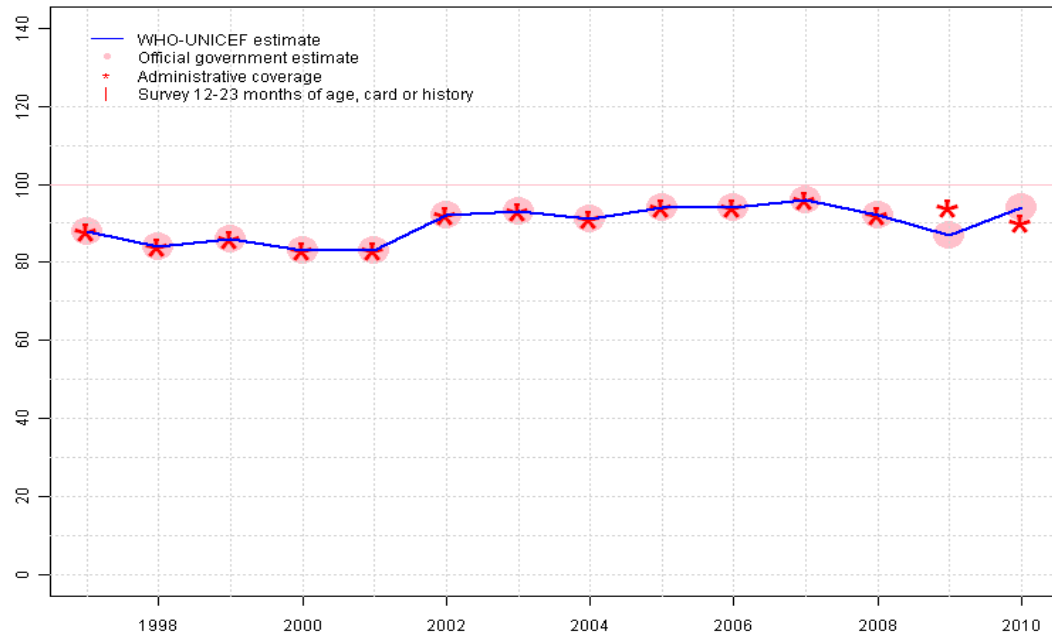
Description:

- 1997: Legacy estimate.
- 1998: No accepted DTP1 data. Estimate based on DTP3 coverage of 84. Current estimate of 94 percent changed from previous revision value of 96 percent.
- 1999: No accepted DTP1 data. Estimate based on DTP3 coverage of 86. Current estimate of 95 percent changed from previous revision value of 96 percent.
- 2000: No accepted DTP1 data. Estimate based on DTP3 coverage of 83. Current estimate of 94 percent changed from previous revision value of 96 percent.
- 2001: No accepted DTP1 data. Estimate based on DTP3 coverage of 83. Current estimate of 94 percent changed from previous revision value of 96 percent.
- 2002: No accepted DTP1 data. Estimate based on DTP3 coverage of 92. Current estimate of 97 percent changed from previous revision value of 96 percent.
- 2003: No accepted DTP1 data. Estimate based on DTP3 coverage of 93. Current estimate of 97 percent changed from previous revision value of 96 percent.
- 2004: Estimate based on reported data.
- 2005: DTP1 coverage estimated based on DTP3 coverage of 94. Current estimate of 98 percent changed from previous revision value of 97 percent.
- 2006: DTP1 coverage estimated based on DTP3 coverage of 94. Current estimate of 98 percent changed from previous revision value of 97 percent.
- 2007: DTP1 coverage estimated based on DTP3 coverage of 96.
- 2008: Estimate based on reported data.
- 2009: Estimate based on reported data. Current estimate of 94 percent changed from previous revision value of 95 percent.
- 2010: No accepted DTP1 data. Estimate based on DTP3 coverage of 94.

	1997	1998	1999	2000	2001	2002	2003	2004	2005	2006	2007	2008	2009	2010
Estimate	96	94	95	94	94	97	97	96	98	98	98	97	94	98
Official	NA	NA	NA	NA	NA	NA	NA	96	93	93	94	97	94	NA
Administrative	NA	NA	NA	NA	NA	NA	NA	96	93	93	94	97	NA	NA
Survey	NA	NA	NA	NA	NA	NA	NA	NA	NA	NA	NA	NA	NA	NA

Argentina - DTP3

ARG - DTP3



Description:

1997: Legacy estimate.

1998: Estimate based on reported data.

1999: Estimate based on reported data.

2000: Estimate based on reported data.

2001: Estimate based on reported data.

2002: Estimate based on reported data.

2003: Estimate based on reported data.

2004: Estimate based on reported data.

2005: Estimate based on reported data.

2006: Estimate based on reported data.

2007: Estimate based on reported data.

2008: Estimate based on reported data.

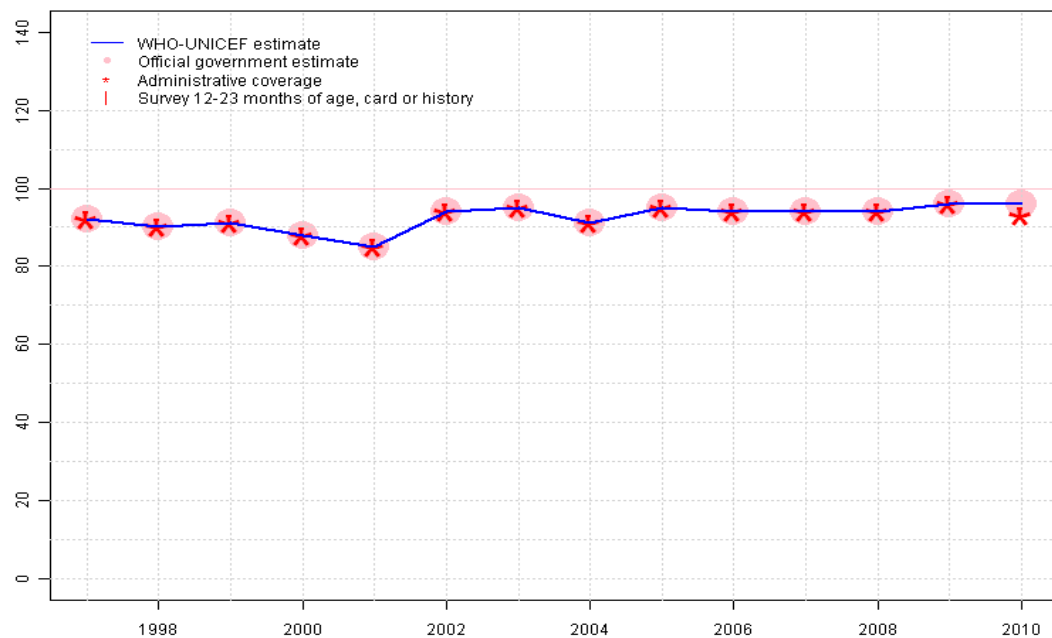
2009: Estimate based on reported data. Current estimate of 87 percent changed from previous revision value of 94 percent.

2010: Estimate based on reported data.

	1997	1998	1999	2000	2001	2002	2003	2004	2005	2006	2007	2008	2009	2010
Estimate	88	84	86	83	83	92	93	91	94	94	96	92	87	94
Official	88	84	86	83	83	92	93	91	94	94	96	92	87	94
Administrative	88	84	86	83	83	92	93	91	94	94	96	92	94	90
Survey	NA	NA	NA	NA	NA	NA	NA	NA	NA	NA	NA	NA	NA	NA

Argentina - Pol3

ARG - Pol3



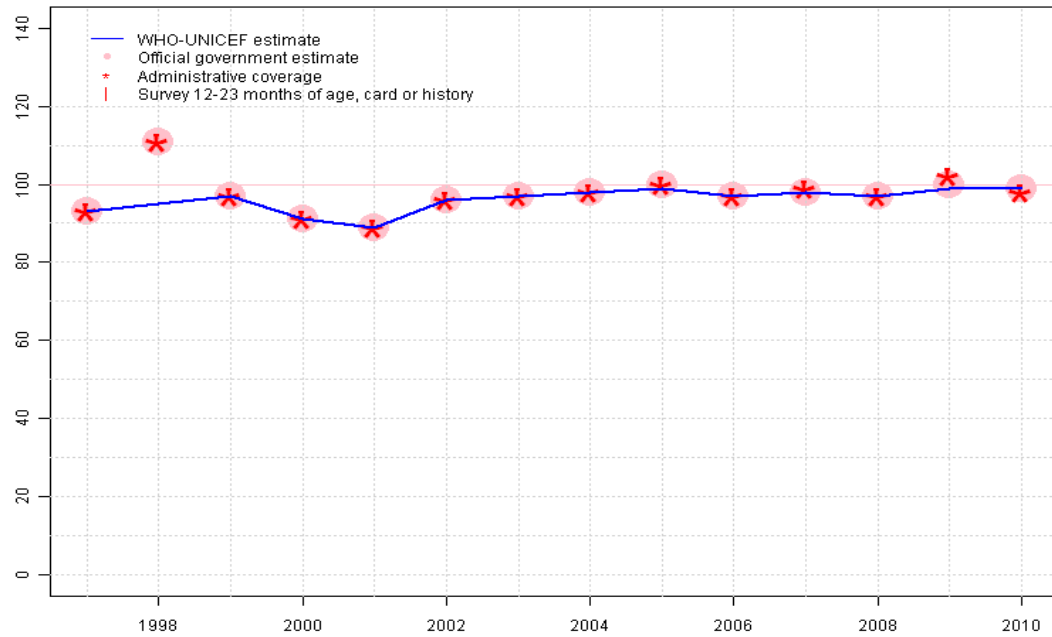
Description:

- 1997: Legacy estimate.
- 1998: Estimate based on reported data.
- 1999: Estimate based on reported data.
- 2000: Estimate based on reported data.
- 2001: Estimate based on reported data.
- 2002: Estimate based on reported data.
- 2003: Estimate based on reported data.
- 2004: Estimate based on reported data.
- 2005: Estimate based on reported data.
- 2006: Estimate based on reported data.
- 2007: Estimate based on reported data.
- 2008: Estimate based on reported data.
- 2009: Estimate based on reported data. Current estimate of 96 percent changed from previous revision value of 95 percent.
- 2010: Estimate based on reported data.

	1997	1998	1999	2000	2001	2002	2003	2004	2005	2006	2007	2008	2009	2010
Estimate	92	90	91	88	85	94	95	91	95	94	94	94	96	96
Official	92	90	91	88	85	94	95	91	95	94	94	94	96	96
Administrative	92	90	91	88	85	94	95	91	95	94	94	94	96	93
Survey	NA	NA	NA	NA	NA	NA	NA	NA	NA	NA	NA	NA	NA	NA

Argentina - MCV

ARG - MCV



Description:

1997: Legacy estimate.

1998: Estimate based on interpolation between 1997 and 1999. Reported data of 111 percent greater than 100 percent. Reported data not accepted due to an increase from 93 percent to 111 percent with a subsequent decrease to 97 percent.

1999: Estimate based on reported data.

2000: Estimate based on reported data.

2001: Estimate based on reported data.

2002: Estimate based on reported data.

2003: Estimate based on reported data.

2004: Estimate based on reported data.

2005: Estimate based on reported data.

2006: Estimate based on reported data.

2007: Estimate based on reported data.

2008: Estimate based on reported data.

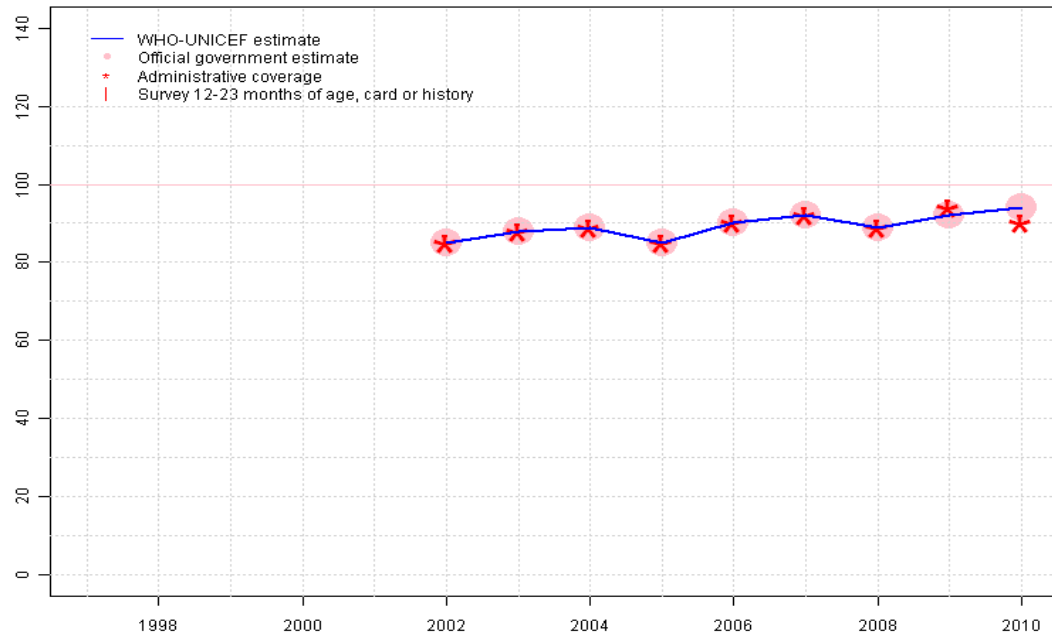
2009: Estimate based on reported data.

2010: Estimate based on reported data.

	1997	1998	1999	2000	2001	2002	2003	2004	2005	2006	2007	2008	2009	2010
Estimate	93	95	97	91	89	96	97	98	99	97	98	97	99	99
Official	93	111	97	91	89	96	97	98	100	97	98	97	100	99
Administrative	93	111	97	91	89	96	97	98	100	97	99	97	102	98
Survey	NA	NA	NA	NA	NA	NA	NA	NA	NA	NA	NA	NA	NA	NA

Argentina - HepB3

ARG - HepB3



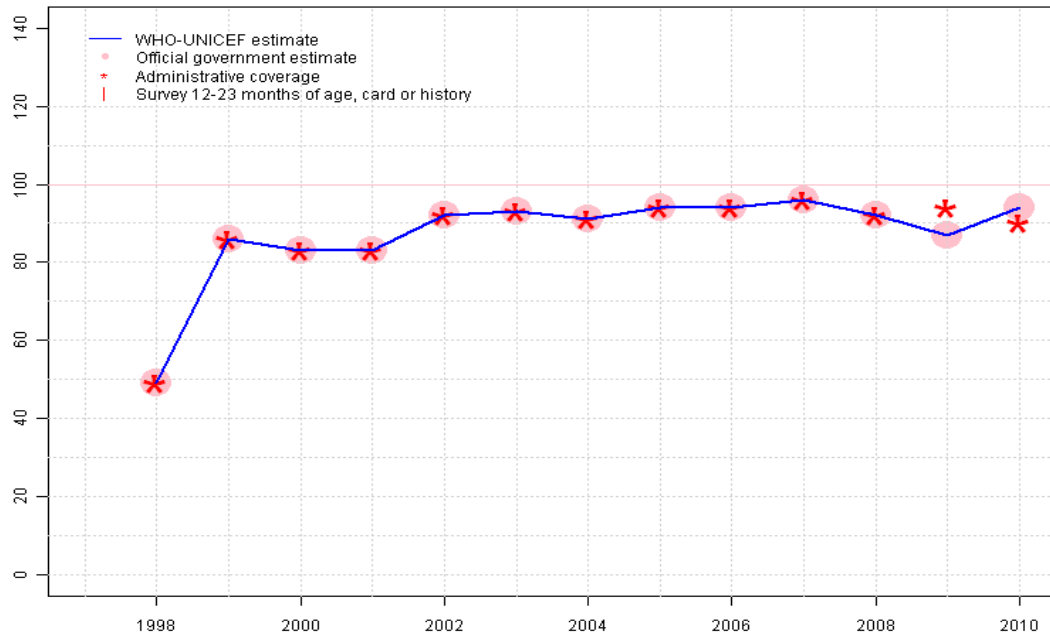
Description:

- 2002: Estimate based on reported data. HepB introduced in 2000. Reporting started in 2002.
- 2003: Estimate based on reported data.
- 2004: Estimate based on reported data.
- 2005: Estimate based on reported data.
- 2006: Estimate based on reported data.
- 2007: Estimate based on reported data.
- 2008: Estimate based on reported data.
- 2009: Estimate based on reported data. Current estimate of 92 percent changed from previous revision value of 90 percent.
- 2010: Estimate based on reported data.

	1997	1998	1999	2000	2001	2002	2003	2004	2005	2006	2007	2008	2009	2010
Estimate	NA	NA	NA	NA	NA	85	88	89	85	90	92	89	92	94
Official	NA	NA	NA	NA	NA	85	88	89	85	90	92	89	92	94
Administrative	NA	NA	NA	NA	NA	85	88	89	85	90	92	89	94	90
Survey	NA	NA	NA	NA	NA	NA	NA	NA	NA	NA	NA	NA	NA	NA

Argentina - Hib3

ARG - Hib3

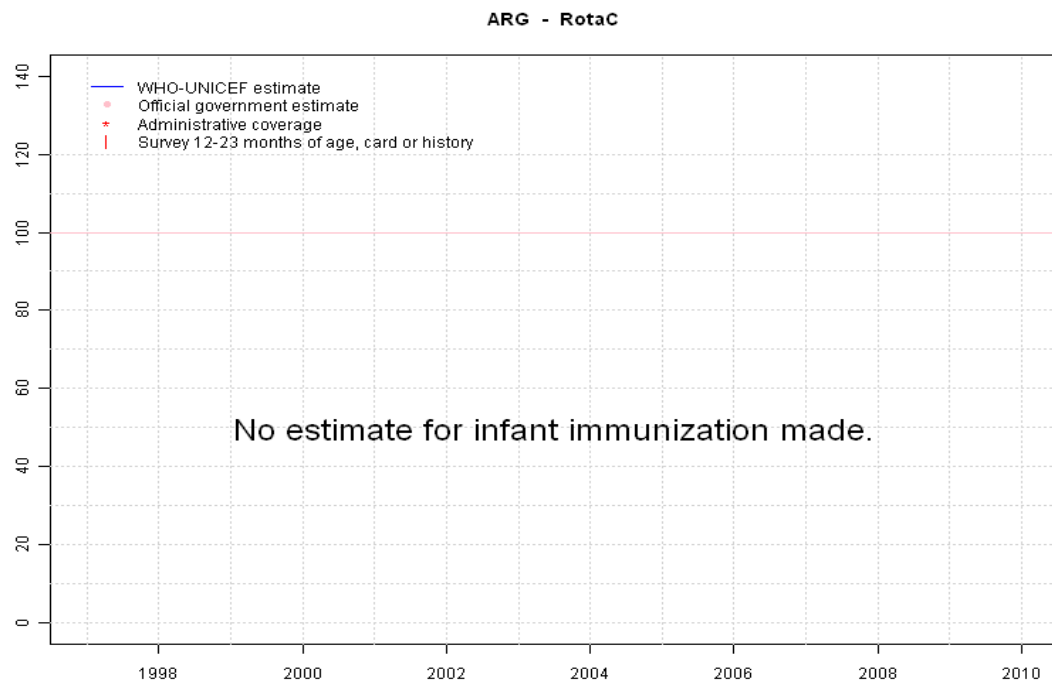


Description:

- 1998: Estimate based on reported data. Hib introduced in 1997. Reporting started in 1998.
- 1999: Estimate based on reported data.
- 2000: Estimate based on reported data.
- 2001: Estimate based on reported data.
- 2002: Estimate based on reported data.
- 2003: Estimate based on reported data.
- 2004: Estimate based on reported data.
- 2005: Estimate based on reported data.
- 2006: Estimate based on reported data.
- 2007: Estimate based on reported data.
- 2008: Estimate based on reported data.
- 2009: Estimate based on reported data. Current estimate of 87 percent changed from previous revision value of 90 percent.
- 2010: Estimate based on reported data.

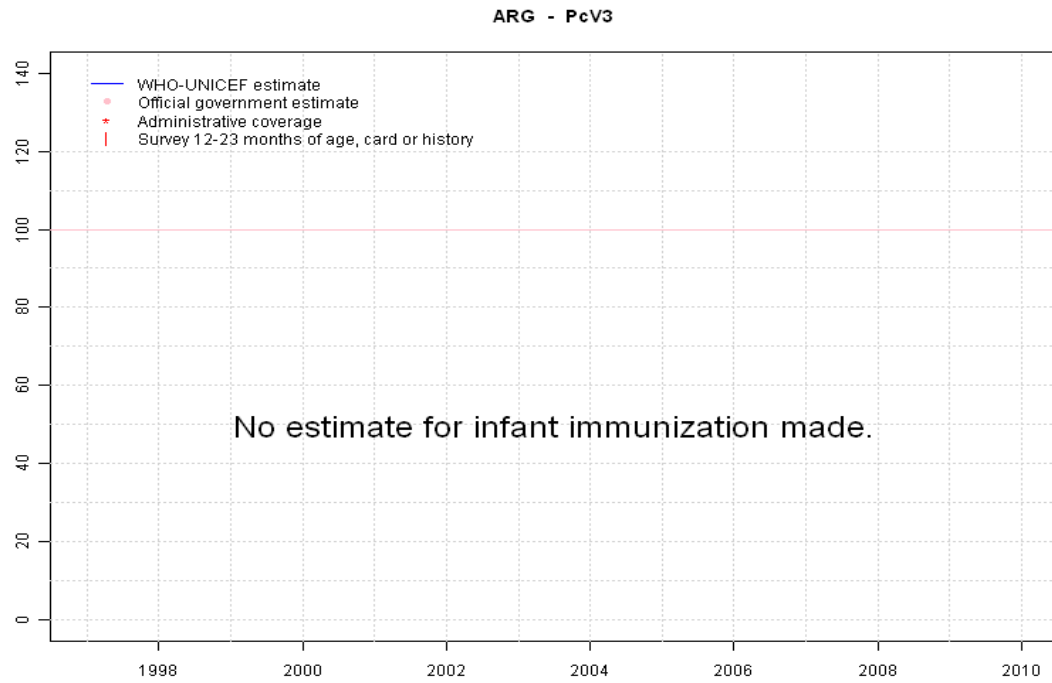
	1997	1998	1999	2000	2001	2002	2003	2004	2005	2006	2007	2008	2009	2010
Estimate	NA	49	86	83	83	92	93	91	94	94	96	92	87	94
Official	NA	49	86	83	83	92	93	91	94	94	96	92	87	94
Administrative	NA	49	86	83	83	92	93	91	94	94	96	92	94	90
Survey	NA	NA	NA	NA	NA	NA	NA	NA	NA	NA	NA	NA	NA	NA

Argentina - RotaC



	1997	1998	1999	2000	2001	2002	2003	2004	2005	2006	2007	2008	2009	2010
Estimate	NA	NA	NA	NA	NA	NA	NA	NA	NA	NA	NA	NA	NA	NA
Official	NA	NA	NA	NA	NA	NA	NA	NA	NA	NA	NA	NA	NA	NA
Administrative	NA	NA	NA	NA	NA	NA	NA	NA	NA	NA	NA	NA	NA	NA
Survey	NA	NA	NA	NA	NA	NA	NA	NA	NA	NA	NA	NA	NA	NA

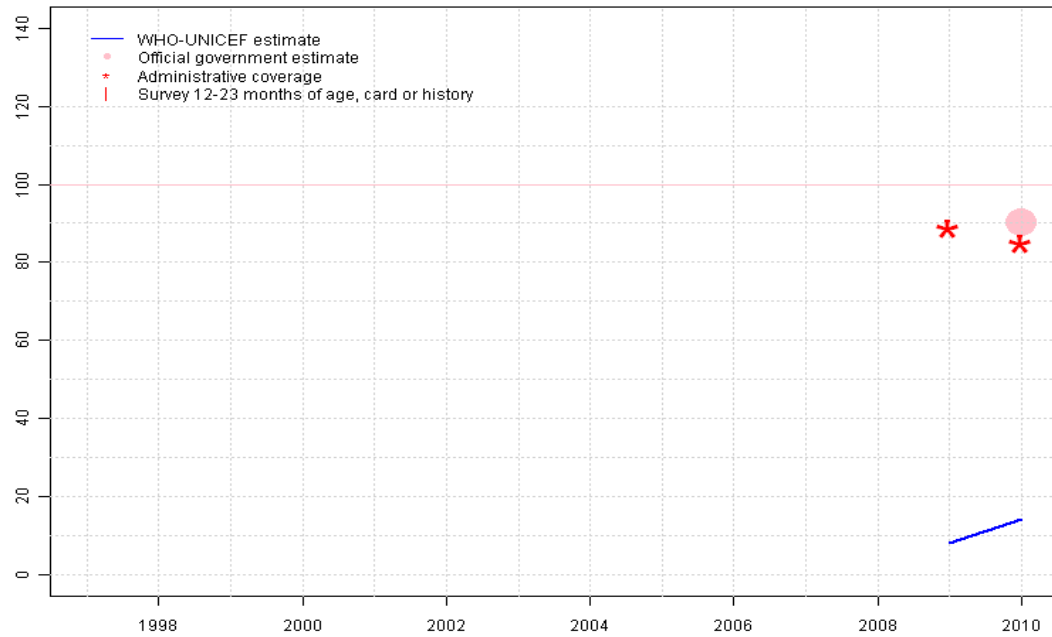
Argentina - PcV3



	1997	1998	1999	2000	2001	2002	2003	2004	2005	2006	2007	2008	2009	2010
Estimate	NA	NA	NA	NA	NA	NA	NA	NA	NA	NA	NA	NA	NA	NA
Official	NA	NA	NA	NA	NA	NA	NA	NA	NA	NA	NA	NA	NA	NA
Administrative	NA	NA	NA	NA	NA	NA	NA	NA	NA	NA	NA	NA	NA	NA
Survey	NA	NA	NA	NA	NA	NA	NA	NA	NA	NA	NA	NA	NA	NA

Argentina - YFV

ARG - YFV



Description:

2009: Nine percent of surviving infants live in yellow fever endemic areas. Eighty-nine percent coverage was achieved in these areas; no other areas were targeted. YFV was introduced in 2002 for high-risk areas. Nationally reported data in 2004 are based on cumulative doses administered during 2001-2004. In 2007, reported coverage was 70 percent in high-risk areas. Insufficient information prior to 2009 to make national estimates.

2010: 16 percent of surviving infants live in yellow fever endemic areas. Eight-five percent coverage was achieved in these areas; no other areas were targeted.

	1997	1998	1999	2000	2001	2002	2003	2004	2005	2006	2007	2008	2009	2010
Estimate	NA	NA	NA	NA	NA	NA	NA	NA	NA	NA	NA	NA	8	14
Official	NA	NA	NA	NA	NA	NA	NA	NA	NA	NA	NA	NA	NA	90
Administrative	NA	NA	NA	NA	NA	NA	NA	NA	NA	NA	NA	NA	89	85
Survey	NA	NA	NA	NA	NA	NA	NA	NA	NA	NA	NA	NA	NA	NA

Further information and estimates for 1980-1996 are available at:

http://www.childinfo.org/immunization_countryreports.html

http://www.who.int/immunization_monitoring/routine/immunization_coverage/en/index4.html