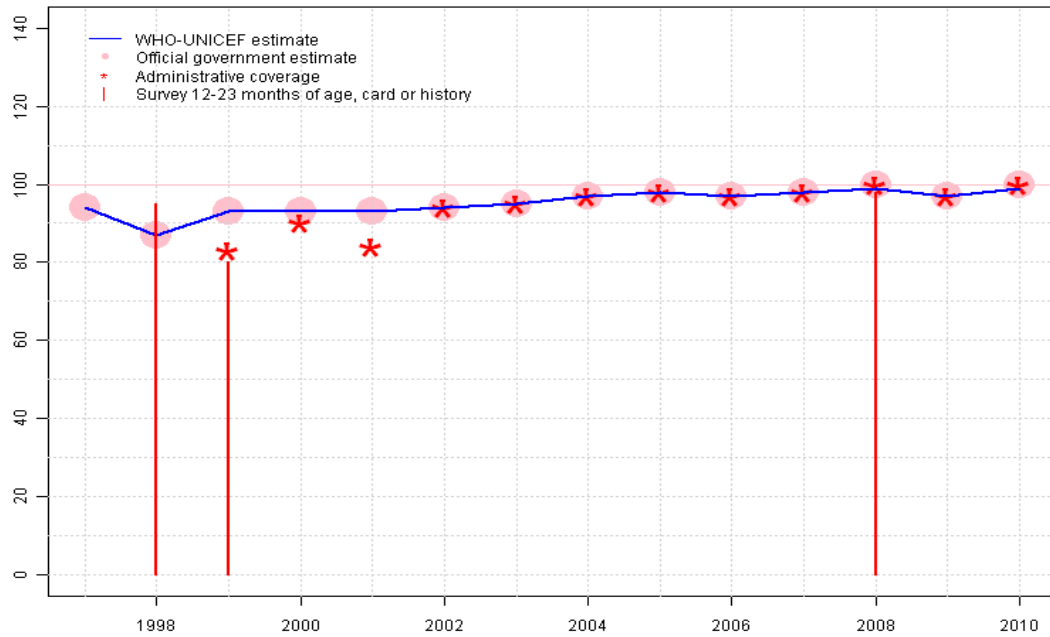


Albania - BCG

ALB - BCG



Description:

1997: Legacy estimate.

1998: Estimate based on reported data. 95 percent survey results supports reported data of 87 percent.

1999: Estimate based on reported data. Survey results not accepted. Sample size 289 less than 300.

2000: Estimate based on reported data.

2001: Estimate based on reported data.

2002: Estimate based on reported data.

2003: Estimate based on reported data.

2004: Estimate based on reported data.

2005: Estimate based on reported data.

2006: Estimate based on reported data.

2007: Estimate based on reported data.

2008: Estimate based on reported data. Survey results not accepted. Sample size 292 less than 300.

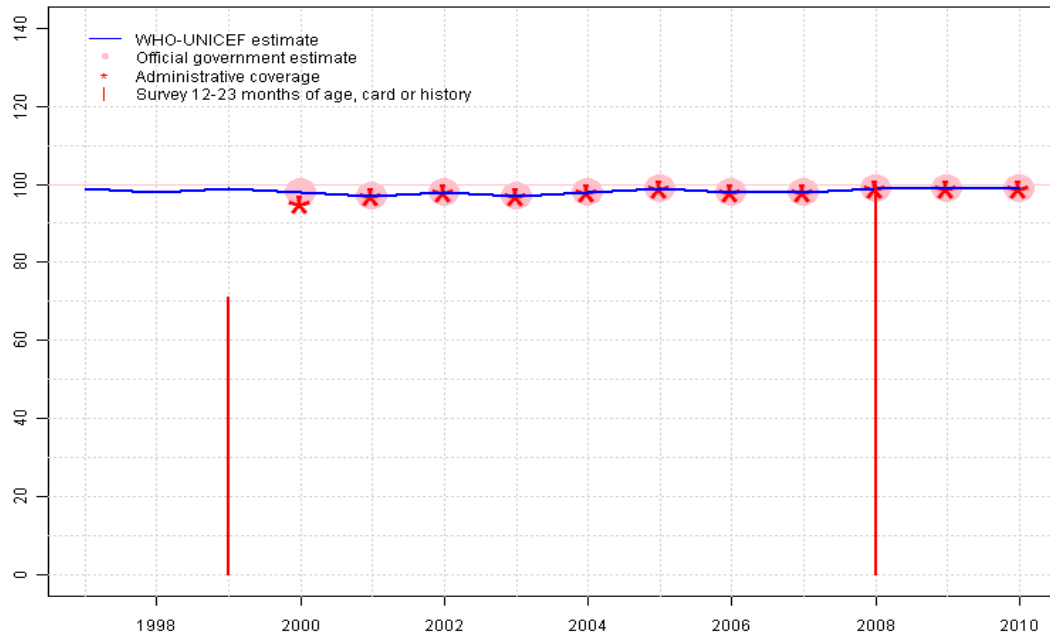
2009: Estimate based on reported data.

2010: Estimate based on reported data.

	1997	1998	1999	2000	2001	2002	2003	2004	2005	2006	2007	2008	2009	2010
Estimate	94	87	93	93	93	94	95	97	98	97	98	99	97	99
Official	94	87	93	93	93	94	95	97	98	97	98	100	97	100
Administrative	NA	NA	83	90	84	94	95	97	98	97	98	100	97	100
Survey	NA	95	80	NA	NA	NA	NA	NA	NA	NA	NA	98	NA	NA

Albania - DTP1

ALB - DTP1



Description:

1997: Legacy estimate.

1998: No DTP1 data. Estimate based on DTP3 coverage of 96. Current estimate of 98 percent changed from previous revision value of 99 percent.

1999: No DTP1 data. Estimate based on DTP3 coverage of 97. Survey results not accepted. Sample size 289 less than 300. Current estimate of 99 percent changed from previous revision value of 98 percent.

2000: Estimates based on reported data.

2001: Estimate based on reported data.

2002: Estimate based on reported data.

2003: Estimate based on reported data.

2004: Estimate based on reported data.

2005: Estimate based on reported data.

2006: Estimate based on reported data.

2007: Estimate based on reported data.

2008: Estimate based on reported data. Survey results not accepted. Sample size 292 less than 300.

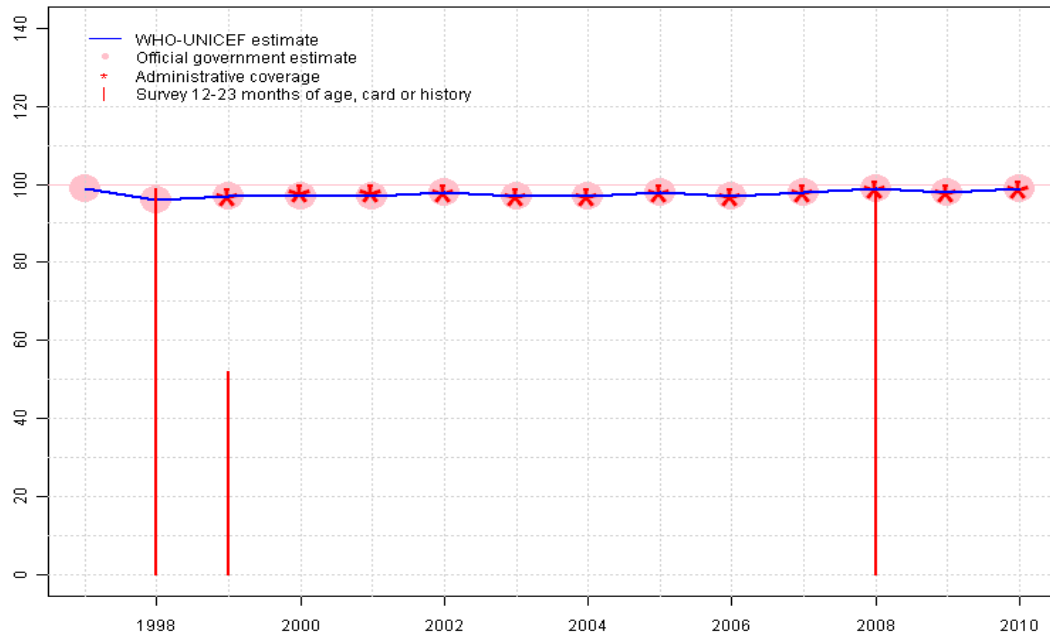
2009: Estimate based on reported data.

2010: Estimate based on reported data.

	1997	1998	1999	2000	2001	2002	2003	2004	2005	2006	2007	2008	2009	2010
Estimate	99	98	99	98	97	98	97	98	99	98	98	99	99	99
Official	NA	NA	NA	98	97	98	97	98	99	98	98	99	99	99
Administrative	NA	NA	NA	95	97	98	97	98	99	98	98	99	99	99
Survey	NA	NA	71	NA	NA	NA	NA	NA	NA	NA	NA	100	NA	NA

Albania - DTP3

ALB - DTP3



Description:

1997: Legacy estimate.

1998: Estimate based on reported data. 99 percent survey results supports reported data of 96 percent.

1999: Estimate based on reported data. Survey results not accepted. Sample size 289 less than 300.

2000: Estimate based on reported data.

2001: Estimate based on reported data.

2002: Estimate based on reported data.

2003: Estimate based on reported data.

2004: Estimate based on reported data.

2005: Estimate based on reported data.

2006: Estimate based on reported data.

2007: Estimate based on reported data.

2008: Estimate based on reported data. Survey results not accepted. Sample size 292 less than 300.

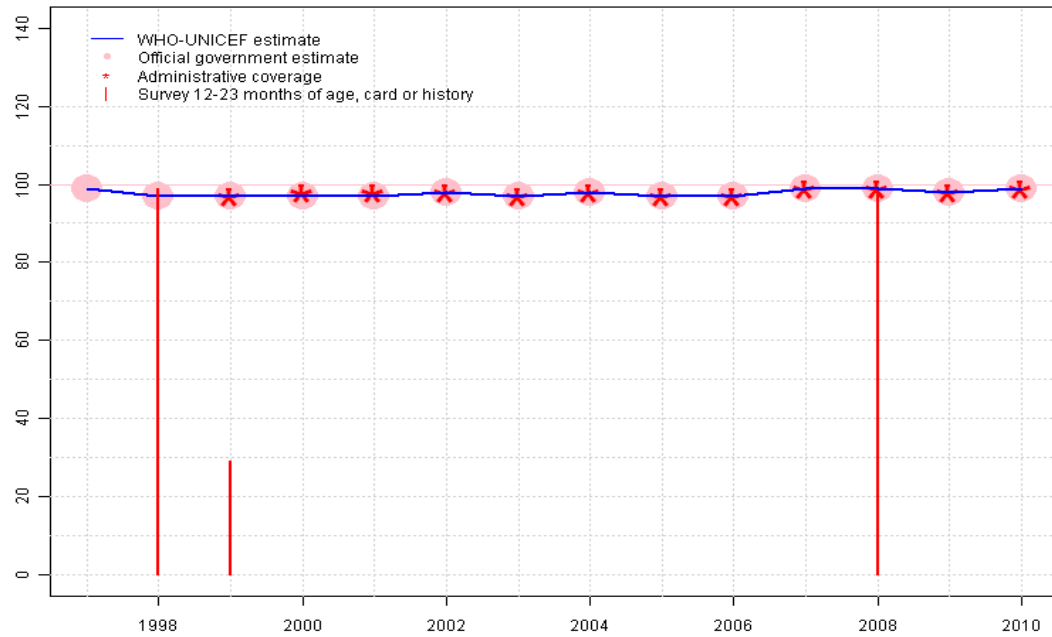
2009: Estimate based on reported data.

2010: Estimate based on reported data.

	1997	1998	1999	2000	2001	2002	2003	2004	2005	2006	2007	2008	2009	2010
Estimate	99	96	97	97	97	98	97	97	98	97	98	99	98	99
Official	99	96	97	97	97	98	97	97	98	97	98	99	98	99
Administrative	NA	NA	97	98	98	98	97	97	98	97	98	99	98	99
Survey	NA	99	52	NA	NA	NA	NA	NA	NA	NA	NA	98	NA	NA

Albania - Pol3

ALB - Pol3



Description:

1997: Legacy estimate.

1998: Estimate based on reported data. 99 percent survey results supports reported data of 97 percent.

1999: Estimate based on reported data. Survey results not accepted. Sample size 289 less than 300.

2000: Estimate based on reported data.

2001: Estimate based on reported data.

2002: Estimate based on reported data.

2003: Estimate based on reported data.

2004: Estimate based on reported data.

2005: Estimate based on reported data.

2006: Estimate based on reported data.

2007: Estimate based on reported data.

2008: Estimate based on reported data. Survey results not accepted. Sample size 292 less than 300.

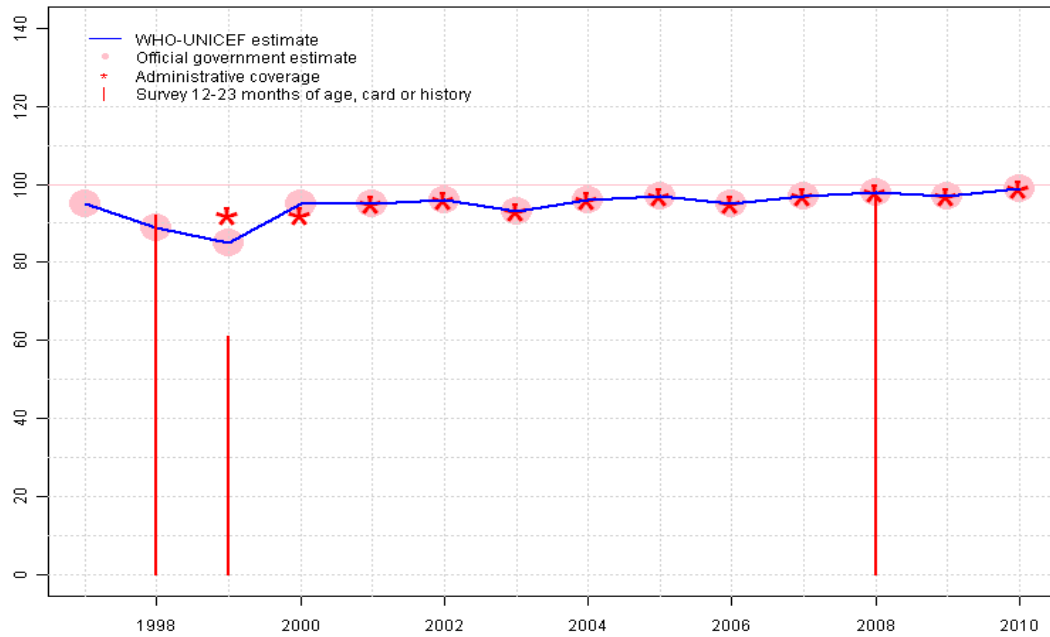
2009: Estimate based on reported data.

2010: Estimate based on reported data.

	1997	1998	1999	2000	2001	2002	2003	2004	2005	2006	2007	2008	2009	2010
Estimate	99	97	97	97	97	98	97	98	97	97	99	99	98	99
Official	99	97	97	97	97	98	97	98	97	97	99	99	98	99
Administrative	NA	NA	97	98	98	98	97	98	97	97	99	99	98	99
Survey	NA	99	29	NA	NA	NA	NA	NA	NA	NA	NA	98	NA	NA

Albania - MCV

ALB - MCV



Description:

1997: Legacy estimate.

1998: Estimate based on reported data. 92 percent survey results supports reported data of 89 percent.

1999: Estimate based on reported data. Survey results not accepted. Sample size 289 less than 300.

2000: Estimate based on reported data.

2001: Estimate based on reported data.

2002: Estimate based on reported data.

2003: Estimate based on reported data.

2004: Estimate based on reported data.

2005: Estimate based on reported data.

2006: Estimate based on reported data.

2007: Estimate based on reported data.

2008: Estimate based on reported data. Survey results not accepted. Sample size 292 less than 300.

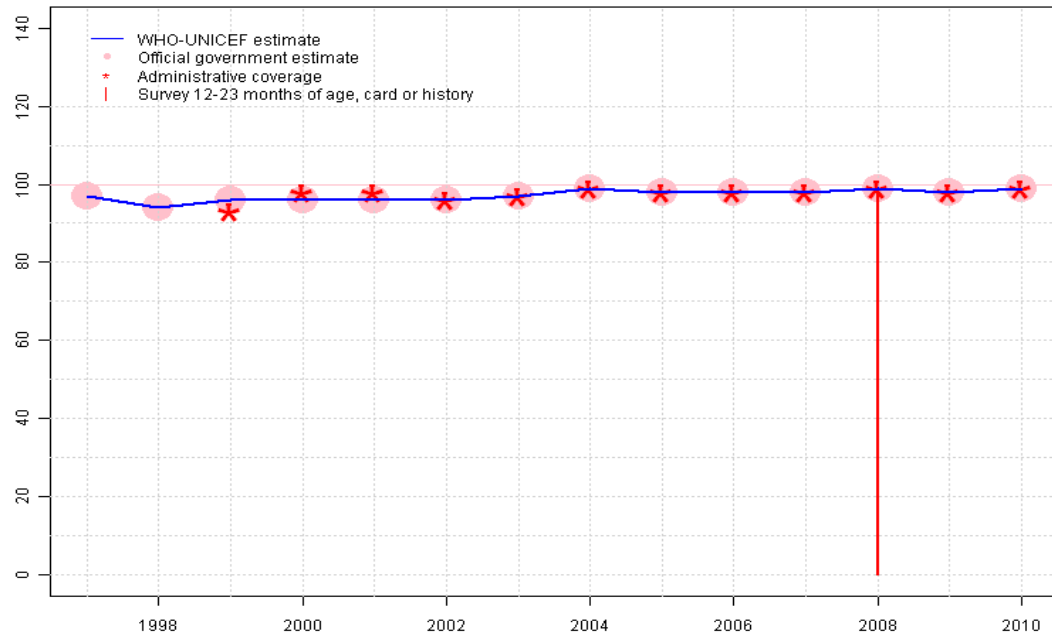
2009: Estimate based on reported data.

2010: Estimate based on reported data.

	1997	1998	1999	2000	2001	2002	2003	2004	2005	2006	2007	2008	2009	2010
Estimate	95	89	85	95	95	96	93	96	97	95	97	98	97	99
Official	95	89	85	95	95	96	93	96	97	95	97	98	97	99
Administrative	NA	NA	92	92	95	96	93	96	97	95	97	98	97	99
Survey	NA	92	61	NA	NA	NA	NA	NA	NA	NA	NA	97	NA	NA

Albania - HepB3

ALB - HepB3



Description:

1997: Legacy estimate.

1998: Estimate based on reported data.

1999: Estimate based on reported data.

2000: Estimate based on reported data.

2001: Estimate based on reported data.

2002: Estimate based on reported data.

2003: Estimate based on reported data.

2004: Estimate based on reported data.

2005: Estimate based on reported data.

2006: Estimate based on reported data.

2007: Estimate based on reported data.

2008: Estimate based on reported data. Survey results not accepted. Sample size 292 less than 300.

2009: Estimate based on reported data.

2010: Estimate based on reported data.

	1997	1998	1999	2000	2001	2002	2003	2004	2005	2006	2007	2008	2009	2010
Estimate	97	94	96	96	96	96	97	99	98	98	98	99	98	99
Official	97	94	96	96	96	96	97	99	98	98	98	99	98	99
Administrative	NA	NA	93	98	98	96	97	99	98	98	98	99	98	99
Survey	NA	NA	NA	NA	NA	NA	NA	NA	NA	NA	NA	98	NA	NA

Albania - Hib3

ALB - Hib3



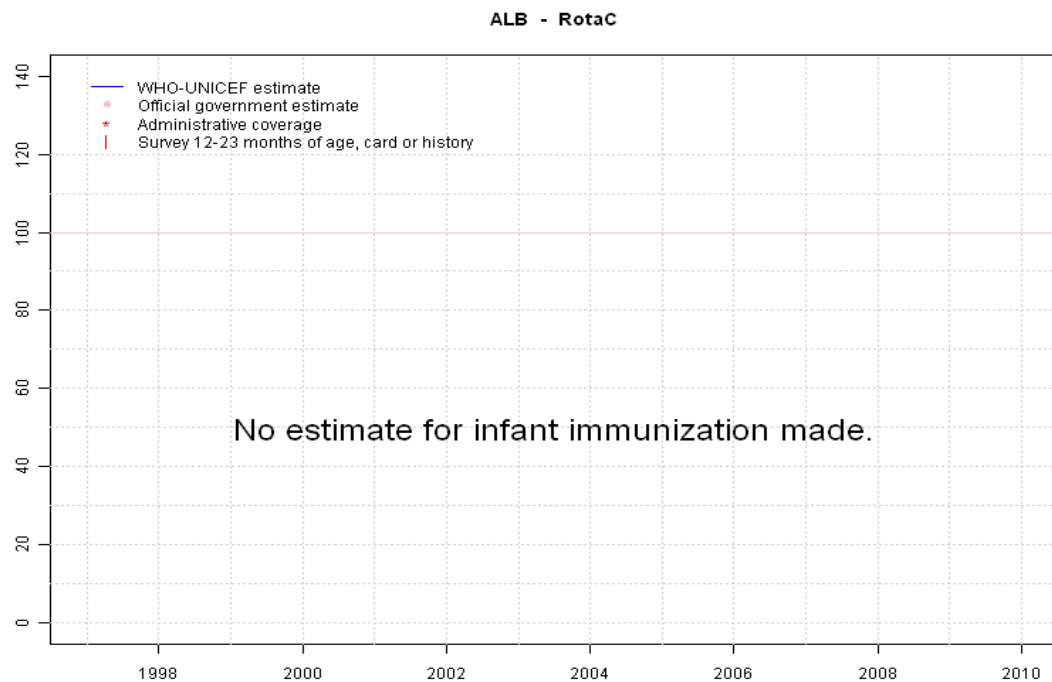
Description:

2009: Estimate based on reported data. Hib introduced in 2009 Vaccine presentation is DTP-HepB-Hib.

2010: Estimate based on reported data.

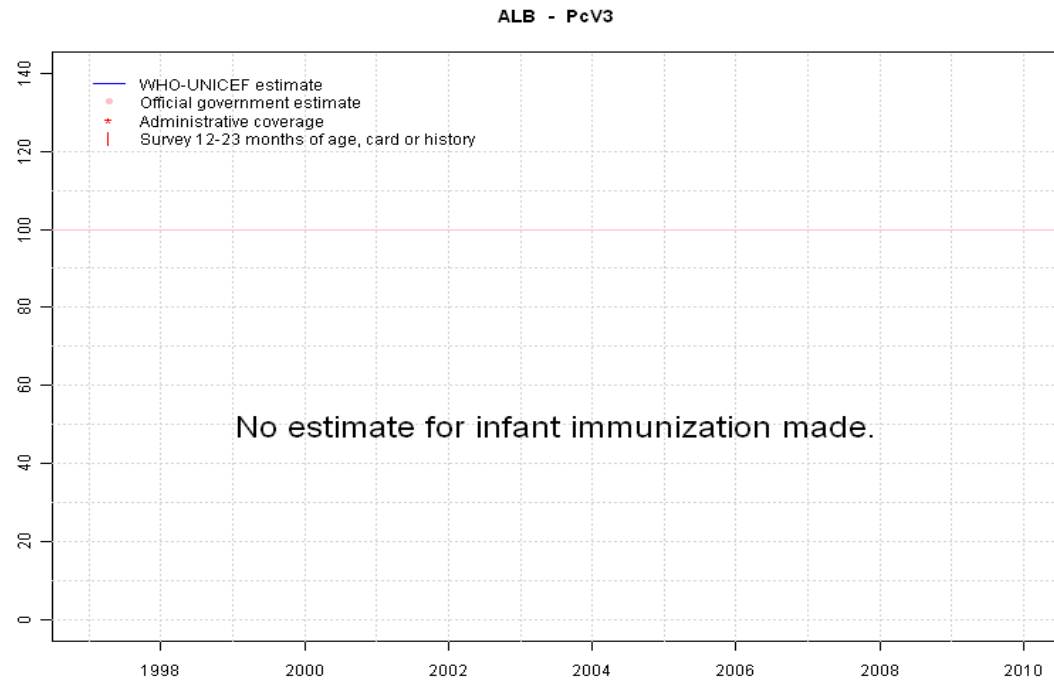
	1997	1998	1999	2000	2001	2002	2003	2004	2005	2006	2007	2008	2009	2010
Estimate	NA	NA	NA	NA	NA	NA	NA	NA	NA	NA	NA	NA	98	99
Official	NA	NA	NA	NA	NA	NA	NA	NA	NA	NA	NA	NA	NA	99
Administrative	NA	NA	NA	NA	NA	NA	NA	NA	NA	NA	NA	NA	98	99
Survey	NA	NA	NA	NA	NA	NA	NA	NA	NA	NA	NA	NA	NA	NA

Albania - RotaC



	1997	1998	1999	2000	2001	2002	2003	2004	2005	2006	2007	2008	2009	2010
Estimate	NA	NA	NA	NA	NA	NA	NA	NA	NA	NA	NA	NA	NA	NA
Official	NA	NA	NA	NA	NA	NA	NA	NA	NA	NA	NA	NA	NA	NA
Administrative	NA	NA	NA	NA	NA	NA	NA	NA	NA	NA	NA	NA	NA	NA
Survey	NA	NA	NA	NA	NA	NA	NA	NA	NA	NA	NA	NA	NA	NA

Albania - PcV3



	1997	1998	1999	2000	2001	2002	2003	2004	2005	2006	2007	2008	2009	2010
Estimate	NA	NA	NA	NA	NA	NA	NA	NA	NA	NA	NA	NA	NA	NA
Official	NA	NA	NA	NA	NA	NA	NA	NA	NA	NA	NA	NA	NA	NA
Administrative	NA	NA	NA	NA	NA	NA	NA	NA	NA	NA	NA	NA	NA	NA
Survey	NA	NA	NA	NA	NA	NA	NA	NA	NA	NA	NA	NA	NA	NA

Albania - survey details

2008 Albania Demographic and Health Survey 2008-09

Vaccine	Confirmation method	Coverage	Age cohort	Sample	Cards seen
BCG	Card	94	12-23 m	292	96
BCG	History	27	12-23 m	292	96
BCG	Card or History	98	12-23 m	292	96
BCG	C or H <12 months	97	12-23 m	292	96
DTP1	C or H <12 months	99	12-23 m	292	96
DTP1	Card	96	12-23 m	292	96
DTP1	History	29	12-23 m	292	96
DTP1	Card or History	100	12-23 m	292	96
DTP3	Card or History	98	12-23 m	292	96
DTP3	History	19	12-23 m	292	96
DTP3	Card	96	12-23 m	292	96
DTP3	C or H <12 months	97	12-23 m	292	96
HepB1	Card or History	99	12-23 m	292	96
HepB1	History	26	12-23 m	292	96
HepB1	C or H <12 months	98	12-23 m	292	96
HepB1	Card	96	12-23 m	292	96
HepB3	Card	96	12-23 m	292	96
HepB3	History	18	12-23 m	292	96
HepB3	Card or History	98	12-23 m	292	96
HepB3	C or H <12 months	97	12-23 m	292	96
MCV	C or H <12 months	96	12-23 m	292	96
MCV	Card	94	12-23 m	292	96
MCV	History	24	12-23 m	292	96
MCV	Card or History	97	12-23 m	292	96
Pol1	C or H <12 months	98	12-23 m	292	96
Pol1	Card or History	99	12-23 m	292	96
Pol1	History	28	12-23 m	292	96
Pol1	Card	96	12-23 m	292	96
Pol3	Card or History	98	12-23 m	292	96
Pol3	History	20	12-23 m	292	96
Pol3	C or H <12 months	97	12-23 m	292	96
Pol3	Card	96	12-23 m	292	96

1999 2000 Albania Multiple Indicator Cluster Survey

Vaccine	Confirmation method	Coverage	Age cohort	Sample	Cards seen
BCG	Card or history	80	12-23 m	289	86
BCG	C or H <12 months	99	12-23 m	289	86
BCG	History	38	12-23 m	289	86
BCG	Card	41	12-23 m	289	86
DTP1	C or H <12 months	96	12-23 m	289	86
DTP1	Card or history	71	12-23 m	289	86
DTP1	Card	42	12-23 m	289	86
DTP1	History	29	12-23 m	289	86
DTP3	C or H <12 months	94	12-23 m	289	86
DTP3	Card	39	12-23 m	289	86
DTP3	Card or history	52	12-23 m	289	86
DTP3	History	12	12-23 m	289	86
MCV	C or H <12 months	72	12-23 m	289	86
MCV	Card	32	12-23 m	289	86
MCV	Card or history	61	12-23 m	289	86
MCV	History	29	12-23 m	289	86
Pol1	Card or history	57	12-23 m	289	86
Pol1	Card	23	12-23 m	289	86
Pol1	History	35	12-23 m	289	86
Pol1	C or H <12 months	99	12-23 m	289	86
Pol3	C or H <12 months	100	12-23 m	289	86
Pol3	Card	18	12-23 m	289	86
Pol3	Card or history	29	12-23 m	289	86
Pol3	History	10	12-23 m	289	86

1998 National survey of EPI coverage, 1999

Vaccine	Confirmation method	Coverage	Age cohort	Sample	Cards seen
BCG	C or H <12 months	93	12-23 m	2455	100
BCG	Card or History	95	12-23 m	2455	100
DTP3	C or H <12 months	98	12-23 m	2455	100
DTP3	Card or History	99	12-23 m	2455	100
HepB3	C or H <12 months	94	12-23 m	2455	100
MCV	Card or History	92	12-23 m	2455	100
Pol3	C or H <12 months	98	12-23 m	2455	100
Pol3	Card or History	99	12-23 m	2455	100

Albania - survey details

Further information and estimates for 1980-1996 are available at:

http://www.childinfo.org/immunization_countryreports.html

http://www.who.int/immunization_monitoring/routine/immunization_coverage/en/index4.html

Albania

WHO/UNICEF Estimates of Protection at Birth (PAB) against tetanus

In countries where tetanus is recommended for girls and women coverage is usually reported as "TT2+", i.e. the proportion of (pregnant) women who have received their second or superior TT dose in a given year. TT2 + coverage, however, can under-represent the actual proportion of births that are protected against tetanus as it does not include women who have previously received protective doses, women who received one dose without documentation of previous doses, and women who received doses in TT (or Td) supplemental immunization activities (SIA). In addition, girls who have received DTP in their childhood and are entering childbearing age, may be protected with TT booster doses.

WHO and UNICEF have developed a model that takes into account the above scenarios, and calculates the proportion of births in a given year that can be considered as having been protected against tetanus - "Protection at Birth".

In this model, annual cohorts of women are followed from infancy through their life. A proportion receive DTP in infancy (estimated based on the WHO-UNICEF estimates of DTP3 coverage). In addition some of these women also receive TT through routine services when they are pregnant and may also receive TT during SIAs. The model also adjusts reported data, taking into account coverage patterns in other years, and/or results available through surveys. The duration of protection is then calculated, based on WHO estimates of the duration of protection by doses ever received. The proportion of births that are protected against tetanus as a result of maternal immunization reflects the tetanus immunization received by the mother throughout her life rather than simply the TT immunizations received during the current pregnancy.

Year	PAB coverage estimate (%)
1997	92
1998	74
1999	80
2000	86
2001	83
2002	80
2003	81
2004	85
2005	86
2006	87
2007	87
2008	87
2009	87
2010	87

¹ This model is described in: Griffiths U., Wolfson L., Quddus A., Younus M., Hafiz R.. Incremental cost-effectiveness of supplementary immunization activities to prevent neo-natal tetanus in Pakistan. Bulletin of the World Health Organization 2004; 82:643-651.