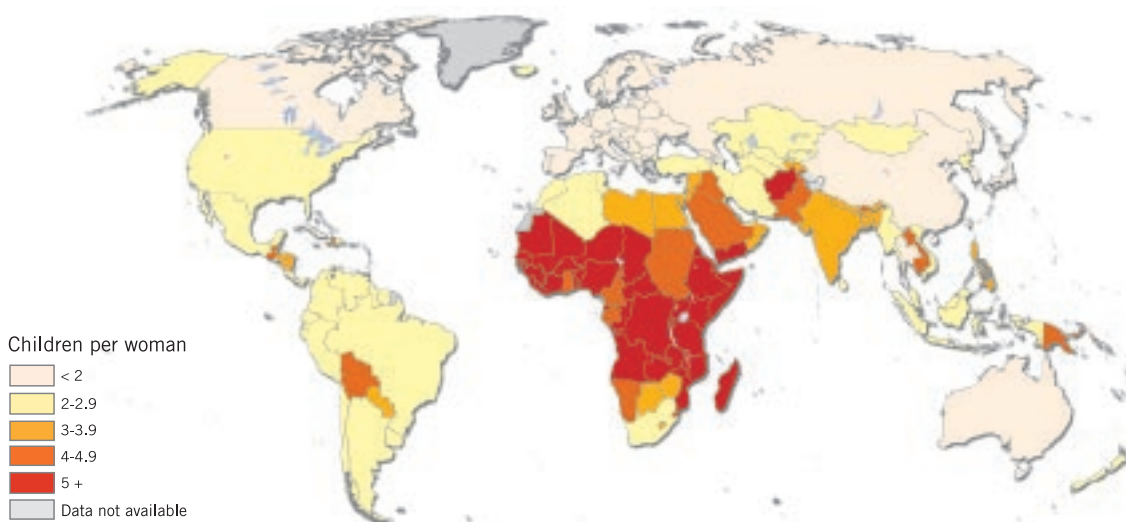


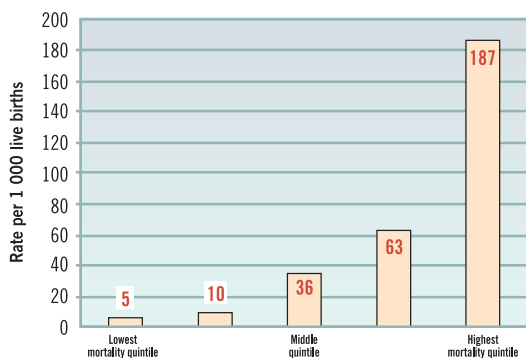


# Demographic and Socioeconomic Statistics

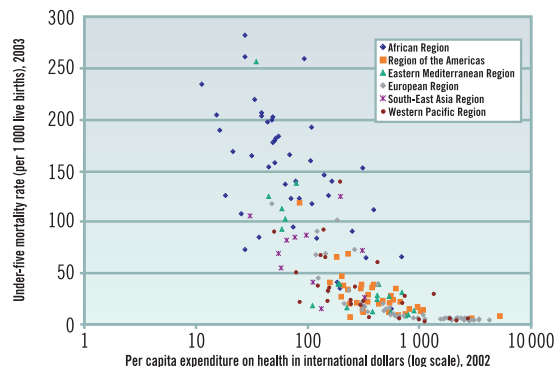
Total fertility rate, 2000-2004



Mean under-five mortality rate for each quintile of 192 countries ranked by under-five mortality levels, 2003



Under-five mortality rate by per capita total expenditure on health, countries by WHO Region, 2002-2003





	Country	WHO region	Population <sup>a</sup>				Adult literacy rate <sup>b</sup> (%)	Net primary school enrolment ratio <sup>b</sup> (%)		Gross national income per capita <sup>c</sup> (current US\$)	Population living below poverty line <sup>d</sup> (% with <1 \$ a day)
			number (000)	annual growth rate (%)	in urban areas (%)	total fertility rate (per woman)		Boys 2001	Girls 2001		
1	Afghanistan	EMR	29 863	3.3	24	7.5	...	...	...	...	...
2	Albania	EUR	3 130	-0.1	45	2.3	98.7	...	...	1 740	<2
3	Algeria	AFR	32 854	1.4	60	2.5	68.9	96.3	93.7	1 890	<2
4	Andorra	EUR	67	0.4	91	...	...	...	...	...	...
5	Angola	AFR	15 941	2.4	37	6.8	66.9	...	...	740	...
6	Antigua and Barbuda	AMR	81	1.5	38	...	...	...	...	9 160	...
7	Argentina	AMR	38 747	1.0	91	2.4	97.0	...	...	3 650	3.3
8	Armenia	EUR	3 016	-0.6	64	1.3	99.4	84.9	84.2	950	12.8
9	Australia	WPR	20 155	1.1	93	1.7	...	95.5	96.4	21 650	...
10	Austria	EUR	8 189	0.2	66	1.4	...	89.2	90.6	26 720	...
11	Azerbaijan	EUR	8 411	0.7	50	1.9	98.8	80.5	79.1	810	3.7
12	Bahamas	AMR	323	1.3	90	2.3	...	85.2	87.6	...	...
13	Bahrain	EMR	727	2.1	90	2.5	86.5	90.7	91.3	...	...
14	Bangladesh	SEAR	141 822	1.8	25	3.2	41.1	85.7	87.5	400	36.0
15	Barbados	AMR	270	0.3	53	1.5	99.7	99.6	100	9 270	...
16	Belarus	EUR	9 755	-0.4	72	1.2	99.7	...	...	1 590	<2
17	Belgium	EUR	10 419	0.3	97	1.7	...	100	100	25 820	...
18	Belize	AMR	270	2.1	49	3.2	76.9	...	...	...	...
19	Benin	AFR	8 439	2.8	46	5.9	39.8	...	...	440	...
20	Bhutan	SEAR	2 163	2.0	9	4.4	...	...	...	660	...
21	Bolivia	AMR	9 182	1.9	64	4.0	86.7	94.0	94.4	890	14.4
22	Bosnia and Herzegovina	EUR	3 907	1.3	45	1.3	94.6	...	...	1 540	...
23	Botswana	AFR	1 765	0.9	53	3.2	78.9	79.2	82.7	3 430	23.5
24	Brazil	AMR	186 405	1.3	84	2.3	88.2	95.7	97.4	2 710	8.2
25	Brunei Darussalam	WPR	374	2.2	78	2.5	93.9	...	...	...	...
26	Bulgaria	EUR	7 726	-0.6	71	1.2	98.6	91.0	89.7	2 130	4.7
27	Burkina Faso	AFR	13 228	2.7	19	6.7	12.8	41.0	28.9	300	44.9
28	Burundi	AFR	7 548	1.7	11	6.8	58.9	58.8	48.0	100	58.4
29	Cambodia	WPR	14 071	2.0	20	4.1	69.4	89.0	83.2	310	34.1
30	Cameroon	AFR	16 322	1.9	53	4.6	67.9	...	...	640	17.1
31	Canada	AMR	32 268	0.9	81	1.5	...	...	...	23 930	...
32	Cape Verde	AFR	507	2.1	58	3.8	75.7	100	98.9	1 490	...
33	Central African Republic	AFR	4 038	1.6	44	5.0	48.6	...	...	260	66.6
34	Chad	AFR	9 749	3.0	26	6.7	25.5	69.7	46.8	250	...
35	Chile	AMR	16 295	1.1	88	2.0	95.7	...	...	4 390	<2
36	China	WPR	1 315 844	0.7	41	1.7	90.9	94.3	95.0	1 100	16.6
37	Colombia	AMR	45 600	1.5	77	2.6	92.1	87.1	86.3	1 810	8.2
38	Comoros	AFR	798	2.5	36	4.9	56.2	...	...	450	...
39	Congo	AFR	3 999	2.9	54	6.3	82.8	...	...	640	...
40	Cook Islands	WPR	18	-1.0	73	...	...	...	...	...	...
41	Costa Rica	AMR	4 327	2.0	62	2.3	95.8	89.9	91.3	4 280	2.0
42	Côte d'Ivoire	AFR	18 154	1.9	46	5.1	48.1	72.0	53.1	660	15.5
43	Croatia	EUR	4 551	-0.3	60	1.3	98.1	89.2	87.8	5 350	<2
44	Cuba	AMR	11 269	0.3	76	1.6	96.9	96.2	95.2	...	...
45	Cyprus	EUR	835	1.2	70	1.6	96.8	95.8	96.1	...	...
46	Czech Republic	EUR	10 220	-0.1	75	1.2	...	88.5	88.4	6 740	...
47	Democratic People's Republic of Korea	SEAR	22 488	0.7	62	2.0	...	...	...	...	...
48	Democratic Republic of the Congo	AFR	57 549	2.2	33	6.7	65.3	...	...	100	...
49	Denmark	EUR	5 431	0.4	86	1.8	...	100	100	33 750	...
50	Djibouti	EMR	793	2.5	85	5.1	...	38.3	29.6	910	...
51	Dominica	AMR	79	0.5	73	...	...	...	...	3 360	...
52	Dominican Republic	AMR	8 895	1.3	60	2.7	87.7	99.1	95.1	2 070	<2
53	Ecuador	AMR	13 228	1.4	63	2.8	91.0	99.0	100	1 790	17.7
54	Egypt	EMR	74 033	1.7	42	3.3	55.6	92.2	88.3	1 390	3.1
55	El Salvador	AMR	6 881	1.8	60	2.9	79.7	89.0	88.9	2 200	31.1



Country	WHO region	Population <sup>a</sup>				Adult literacy rate <sup>b</sup> (%)	Net primary school enrolment ratio <sup>b</sup> (%)		Gross national income per capita <sup>c</sup> (current US\$)	Population living below poverty line <sup>d</sup> (% with <1 \$ a day)	
		number (000)	annual growth rate (%)	in urban areas (%)	total fertility rate (per woman)		Boys 2001	Girls 2001			
											2005
56	Equatorial Guinea	AFR	504	2.1	50	5.9	...	91.4	77.8	...	...
57	Eritrea	AFR	4 401	3.2	21	5.5	...	45.8	39.2	190	...
58	Estonia	EUR	1 330	-0.8	70	1.4	99.8	96.4	95.2	4 960	<2
59	Ethiopia	AFR	77 431	2.3	16	5.9	41.5	51.5	40.8	90	26.3
60	Fiji	WPR	848	0.9	53	2.9	92.9	99.6	100	2 360	...
61	Finland	EUR	5 249	0.2	61	1.7	...	99.9	100	27 020	...
62	France	EUR	60 496	0.3	77	1.9	...	99.6	99.7	24 770	...
63	Gabon	AFR	1 384	2.0	85	4.0	...	...	...	3 580	...
64	Gambia	AFR	1 517	2.9	26	4.7	...	76.0	69.7	310	59.3
65	Georgia	EUR	4 474	-1.1	52	1.5	...	90.9	90.5	830	2.7
66	Germany	EUR	82 689	0.1	89	1.3	...	...	...	25 250	...
67	Ghana	AFR	22 113	2.0	46	4.4	54.1	61.4	59.0	320	44.8
68	Greece	EUR	11 120	0.4	61	1.3	...	96.9	96.7	13 720	...
69	Grenada	AMR	103	0.3	42	...	...	...	...	3 790	...
70	Guatemala	AMR	12 599	2.1	47	4.6	69.9	86.9	82.9	1 910	16.0
71	Guinea	AFR	9 402	2.0	37	5.9	...	69.1	53.7	430	...
72	Guinea-Bissau	AFR	1 586	2.6	36	7.1	...	...	...	140	...
73	Guyana	AMR	751	0.2	39	2.3	...	...	...	900	<2
74	Haiti	AMR	8 528	1.3	39	4.0	51.9	...	...	380	...
75	Honduras	AMR	7 205	2.3	46	3.7	80.0	86.7	88.3	970	23.8
76	Hungary	EUR	10 098	-0.2	66	1.3	99.3	91.4	90.1	6 330	<2
77	Iceland	EUR	295	0.9	93	2.0	...	99.8	99.6	30 810	...
78	India	SEAR	1 103 371	1.5	29	3.1	61.3	89.4	75.7	530	34.7
79	Indonesia	SEAR	222 781	1.2	48	2.4	87.9	92.6	91.7	810	7.5
80	Iran (Islamic Republic of)	EMR	69 515	1.0	68	2.1	...	...	...	2 000	<2
81	Iraq	EMR	28 807	2.6	67	4.8	...	...	...	...	...
82	Ireland	EUR	4 148	1.2	60	1.9	...	94.7	96.3	26 960	...
83	Israel	EUR	6 725	2.1	92	2.9	95.3	99.8	100	...	...
84	Italy	EUR	58 093	0.1	68	1.3	...	99.4	99.0	21 560	...
85	Jamaica	AMR	2 651	0.6	52	2.4	87.6	95.1	95.3	2 760	<2
86	Japan	WPR	128 085	0.2	66	1.3	...	100	100	34 510	...
87	Jordan	EMR	5 703	2.6	79	3.5	90.9	90.9	91.7	1 850	<2
88	Kazakhstan	EUR	14 825	-0.7	56	2.0	99.5	90.0	89.0	1 780	<2
89	Kenya	AFR	34 256	2.1	42	5.0	84.3	69.4	70.5	390	23.0
90	Kiribati	WPR	99	1.9	50	...	...	...	...	880	...
91	Kuwait	EMR	2 687	4.4	96	2.4	82.9	85.0	84.3	...	...
92	Kyrgyzstan	EUR	5 264	1.3	34	2.7	...	91.7	88.4	330	<2
93	Lao People's Democratic Republic	WPR	5 924	2.1	22	4.8	68.7	86.1	79.4	320	26.3
94	Latvia	EUR	2 307	-0.7	66	1.3	99.7	87.3	87.9	4 070	<2
95	Lebanon	EMR	3 577	1.1	88	2.3	...	90.1	89.4	4 040	...
96	Lesotho	AFR	1 795	0.6	18	3.6	81.4	81.2	87.6	590	36.4
97	Liberia	AFR	3 283	4.2	48	6.8	55.9	...	...	130	...
98	Libyan Arab Jamahiriya	EMR	5 853	1.8	87	3.0	81.7	...	...	...	...
99	Lithuania	EUR	3 431	-0.5	67	1.3	99.6	94.7	93.9	4 490	<2
100	Luxembourg	EUR	465	1.3	92	1.7	...	96.2	96.2	43 940	...
101	Madagascar	AFR	18 606	2.7	27	5.4	70.6	68.2	68.9	290	49.1
102	Malawi	AFR	12 884	2.2	17	6.1	64.1	81.0	81.0	170	41.7
103	Malaysia	WPR	25 347	2.0	65	2.9	88.7	95.1	95.3	3 780	<2
104	Maldives	SEAR	329	2.5	30	4.3	97.2	96.0	96.5	2 300	...
105	Mali	AFR	13 518	2.6	34	6.9	19.0	...	...	290	72.8
106	Malta	EUR	402	0.6	92	1.5	92.6	96.6	96.7	...	...
107	Marshall Islands	WPR	62	1.6	67	...	...	...	...	2 710	...
108	Mauritania	AFR	3 069	2.6	64	5.8	41.2	68.2	65.2	430	25.9
109	Mauritius	AFR	1 245	0.9	44	2.0	84.3	93.2	93.2	4 090	...
110	Mexico	AMR	107 029	1.3	76	2.4	90.5	98.8	100	6 230	9.9



Country	WHO region	Population <sup>a</sup>				Adult literacy rate <sup>b</sup> (%)	Net primary school enrolment ratio <sup>b</sup> (%)		Gross national income per capita <sup>c</sup> (current US\$)	Population living below poverty line <sup>d</sup> (% with <1 \$ a day)	
		number (000)	annual growth rate (%)	in urban areas (%)	total fertility rate (per woman)		Boys 2001	Girls 2001			
											2005
111	Micronesia (Federated States of )	WPR	110	0.2	30	4.4	...	...	2 090	...	
112	Monaco	EUR	35	1.0	100	...	...	...	...	...	
113	Mongolia	WPR	2 646	0.9	57	2.4	97.8	85.4	87.9	480	13.9
114	Morocco	EMR	31 478	1.4	59	2.8	50.7	91.5	85.1	1 320	<2
115	Mozambique	AFR	19 792	2.1	38	5.5	46.5	63.4	55.9	210	37.9
116	Myanmar	SEAR	50 519	1.2	31	2.5	89.7	81.8	82.0	...	...
117	Namibia	AFR	2 031	2.0	34	4.0	83.3	75.8	80.7	1 870	34.9
118	Nauru	WPR	14	2.2	100	...	...	...	...	...	...
119	Nepal	SEAR	27 133	2.1	16	3.7	48.6	...	...	240	37.7
120	Netherlands	EUR	16 299	0.5	67	1.7	...	100	98.8	26 310	...
121	New Zealand	WPR	4 028	0.9	86	2.0	...	98.8	98.0	15 870	...
122	Nicaragua	AMR	5 487	1.8	58	3.3	76.7	81.6	82.2	730	45.1
123	Niger	AFR	13 957	3.1	23	7.9	19.9	40.7	27.5	200	61.4
124	Nigeria	AFR	131 530	2.2	48	5.8	66.8	...	...	320	70.2
125	Niue	WPR	1	-2.0	37	...	...	...	...	...	...
126	Norway	EUR	4 620	0.5	81	1.8	...	99.8	100	43 350	...
127	Oman	EMR	2 567	1.5	79	3.8	74.4	74.1	74.9	...	...
128	Pakistan	EMR	157 935	2.1	35	4.3	41.5	...	...	470	13.4
129	Palau	WPR	20	1.3	68	...	...	...	...	7 500	...
130	Panama	AMR	3 232	1.7	58	2.7	91.9	99.2	98.8	4 250	7.2
131	Papua New Guinea	WPR	5 887	2.1	13	4.1	...	76.8	68.9	510	...
132	Paraguay	AMR	6 158	2.2	59	3.9	91.6	91.3	91.8	1 100	14.9
133	Peru	AMR	27 968	1.5	75	2.9	85.0	99.8	100	2 150	18.1
134	Philippines	WPR	83 054	1.8	63	3.2	92.6	91.9	94.1	1 080	14.6
135	Poland	EUR	38 530	-0.0	62	1.3	...	97.9	98.1	5 270	<2
136	Portugal	EUR	10 495	0.4	56	1.5	...	99.6	100	12 130	<2
137	Qatar	EMR	813	4.0	92	3.0	84.2	95.3	93.6	...	...
138	Republic of Korea	WPR	47 817	0.6	81	1.2	...	100	99.7	12 020	<2
139	Republic of Moldova	EUR	4 206	-0.3	46	1.2	96.2	78.7	77.8	590	22.0
140	Romania	EUR	21 711	-0.4	55	1.3	97.3	88.8	88.0	2 310	2.1
141	Russian Federation	EUR	143 202	-0.3	73	1.3	99.6	...	...	2 610	6.1
142	Rwanda	AFR	9 038	5.0	22	5.7	64.0	82.8	85.1	220	...
143	Saint Kitts and Nevis	AMR	43	0.5	32	...	...	...	...	6 880	...
144	Saint Lucia	AMR	161	0.8	31	2.2	...	100	98.3	4 050	...
145	Saint Vincent and the Grenadines	AMR	119	0.5	61	2.3	...	92.3	91.6	3 300	...
146	Samoa	WPR	185	0.9	23	4.4	98.7	95.6	94.2	1 600	...
147	San Marino	EUR	28	0.8	89	...	...	...	...	...	...
148	Sao Tome and Principe	AFR	157	1.8	38	4.1	...	100	94.2	320	...
149	Saudi Arabia	EMR	24 573	2.5	89	4.1	77.9	61.1	56.5	...	...
150	Senegal	AFR	11 658	2.2	51	5.1	41.0	61.2	54.5	550	26.3
151	Serbia and Montenegro	EUR	10 503	-0.0	52	1.7	...	...	...	1 910	...
152	Seychelles	AFR	81	0.6	50	...	91.9	...	...	7 480	...
153	Sierra Leone	AFR	5 525	2.6	40	6.5	29.6	...	...	150	57.0
154	Singapore	WPR	4 326	2.1	100	1.4	92.5	...	...	21 230	...
155	Slovakia	EUR	5 401	0.1	58	1.2	99.7	86.2	87.8	4 920	<2
156	Slovenia	EUR	1 967	0.0	51	1.2	99.7	93.4	92.8	11 830	<2
157	Solomon Islands	WPR	478	2.5	17	4.3	...	...	...	600	...
158	Somalia	EMR	8 228	2.4	36	6.4	...	...	...	...	...
159	South Africa	AFR	47 432	1.2	58	2.8	82.4	89.2	89.8	2 780	7.1
160	Spain	EUR	43 064	0.7	77	1.3	...	100	99.4	16 990	...
161	Sri Lanka	SEAR	20 743	0.9	21	2.0	92.1	...	...	930	6.6
162	Sudan	EMR	36 233	1.9	41	4.4	59.0	...	...	460	...
163	Suriname	AMR	449	0.7	77	2.6	...	96.7	98.1	...	...
164	Swaziland	AFR	1 032	0.8	24	4.0	79.2	76.3	77.0	1 350	...
165	Sweden	EUR	9 041	0.2	83	1.6	...	100	99.6	28 840	...



	Country	WHO region	Population <sup>a</sup>				Adult literacy rate <sup>b</sup> (%)	Net primary school enrolment ratio <sup>b</sup> (%)		Gross national income per capita <sup>c</sup> (current US\$)	Population living below poverty line <sup>d</sup> (% with <1 \$ a day)
			number (000)	annual growth rate (%)	in urban areas (%)	total fertility rate (per woman)		Boys 2001	Girls 2001		
166	Switzerland	EUR	7 252	0.3	68	1.4	...	99.2	98.5	39 880	...
167	Syrian Arab Republic	EMR	19 043	2.3	50	3.5	82.9	100	94.9	1 160	...
168	Tajikistan	EUR	6 507	1.1	24	3.8	99.5	...	...	190	10.3
169	Thailand	SEAR	64 233	0.9	33	1.9	92.6	87.5	85.1	2 190	<2
170	The former Yugoslav Republic of Macedonia	EUR	2 034	0.3	60	1.5	...	92.0	92.6	1 980	<2
171	Timor-Leste	SEAR	947	0.5	8	7.8	...	...	...	430	...
172	Togo	AFR	6 145	2.9	36	5.4	53.0	100	83.6	310	...
173	Tonga	WPR	102	0.5	34	3.5	98.8	100	99.4	1 490	...
174	Trinidad and Tobago	AMR	1 305	0.3	76	1.6	98.5	86.3	87.3	7 260	12.4
175	Tunisia	EMR	10 102	1.1	64	2.0	73.2	97.1	96.6	2 240	<2
176	Turkey	EUR	73 193	1.4	67	2.5	86.5	91.0	84.8	2 790	<2
177	Turkmenistan	EUR	4 833	1.3	46	2.8	98.8	...	...	1 120	12.1
178	Tuvalu	WPR	10	0.6	57	...	...	...	...	...	...
179	Uganda	AFR	28 816	2.9	12	7.1	68.9	...	...	240	...
180	Ukraine	EUR	46 481	-0.9	67	1.1	99.6	87.6	87.3	970	2.9
181	United Arab Emirates	EMR	4 496	5.8	86	2.5	77.3	81.9	79.7	...	...
182	United Kingdom	EUR	59 668	0.3	89	1.7	...	100	99.9	28 350	...
183	United Republic of Tanzania	AFR	38 329	2.0	38	5.0	77.1	54.3	54.5	290	19.9
184	United States of America	AMR	298 213	0.9	81	2.0	...	92.2	93.3	37 610	...
185	Uruguay	AMR	3 463	0.7	93	2.3	97.7	89.3	89.8	3 790	<2
186	Uzbekistan	EUR	26 593	1.4	36	2.7	99.3	...	...	420	21.8
187	Vanuatu	WPR	211	1.9	24	4.2	...	92.4	94.0	1 180	...
188	Venezuela	AMR	26 749	1.8	88	2.7	93.0	92.0	92.7	3 490	15.0
189	Viet Nam	WPR	84 238	1.3	27	2.3	90.3	...	...	480	17.7
190	Yemen	EMR	20 975	2.9	26	6.2	49.0	...	...	520	15.7
191	Zambia	AFR	11 668	1.8	37	5.7	...	66.4	65.6	380	63.7
192	Zimbabwe	AFR	13 010	0.9	36	3.6	90.0	82.4	83.1	...	36.0

Region		WHO region	number (000)	annual growth rate (%)	in urban areas (%)	total fertility rate (per woman)	Adult literacy rate (%)	Boys 2001	Girls 2001	Gross national income per capita (current US\$)	Population living below poverty line (% with <1 \$ a day)
African Region		AFR	738 086	2.2	38	5.4	60.9	66.7	61.3	560	39
Region of the Americas		AMR	886 333	1.2	79	2.4	89.0	94.0	94.9	15 850	<10
South-East Asia Region		SEAR	1 656 529	1.4	31	2.9	65.5	89.1	79.4	630	29
European Region		EUR	882 731	0.2	70	1.6	96.9	94.7	93.2	12 450	<5
Eastern Mediterranean Region		EMR	538 001	2.0	49	3.8	54.3	87.6	83.5	1 070	8
Western Pacific Region		WPR	1 743 954	0.8	45	1.8	90.7	94.3	94.9	4 200	16

... Data not available or not applicable.

a) World Population Prospects: The 2004 Revision. Population Division of the Department of Economic and Social Affairs of the United Nations Secretariat. (<http://esa.un.org/unpp>)

b) United Nations Educational, Scientific and Cultural Organization. ([http://www.uis.unesco.org/TEMPLATE/html/Exceltables/education/Literacy\\_National\\_July04.xls](http://www.uis.unesco.org/TEMPLATE/html/Exceltables/education/Literacy_National_July04.xls))

c) DWI Data Query System. The World Bank Group. (<http://devdata.worldbank.org/data-query>)

d) The World Bank Group. (<http://www.worldbank.org/data/wdi2004/pdfs/table2-5.pdf>)