

PADER DISTRICT SURVEILLANCE REPORT ON HEPATITIS E
UPDATE OF HEPATITIS E EPIDEMIC IN PADER DISTRICT, 30th NOVEMBER 2008.

Table 1: Disaggregating of cases by Sub-county

Sub-county	New cases	Cumulative cases	New death	Cumulative deaths	S/County CFR
Paimol	0	6	0	1	16%
Pader T/C	0	16	0	0	0
Atanga	0	11	0	1	9%
Kilak	0	7	0	1	14.3%
Lira Palwo	0	4	0	0	0
Lukole	0	4	0	1	25%
Acholibur	2	4(8**) = 12	0	0	0
Patongo	0	2	0	1	50%
Kalongo TC	1	3	0	1	33%
Laguti	1	5(2**) = 7	0	0	0
Omot	0	1	0	0	0
Lapul	1	2	0	1	50%
Wol	0	1	0	0	0
Pajule	2	6	0	0	0
Awere	1	1	0	0	0
Total	8	73(10**) = 83	0	7	8.4%

** Patients line listed in Kitgum

Highlights

- Eight new cases of Hepatitis. E were registered in Epi week 48 (24th/11/08 to 30rd/11/08).
- A cumulative of 83 cases has been notified to date, since the onset of the epidemic on 21st May 2008.
- No death was reported in week 48, the cumulative number still remains 7 deaths and a CFR is now 8.4%.
- The numbers of Sub Counties that have reported at least a case are 15/19 (78.9%). Many cases still remain reported from Pader TC, Atanga S/C, Acholibur S/C, Kilak S/C & Laguti

DESCRIPTIVE HEPATITIS E EPIDEMIOLOGY IN PADER DISTRICT 2008

In fig 1 below which is the district hepatitis E Epi curve based on first day of attending to health facility from 21st May 2008 to 30th November 2008, the graph shows an increase of 3 cases in the number compared to what was reported last week. The type of graph indicates continuous exposure to the HEV infection in the communities. More WASH activities need to be carried out especially in Pader TC, Acholibur, Laguti & Pajule were the number of cases seem to be increasing.

Weekly Incidence of Hepatitis E in Pader district, 30th November 2008

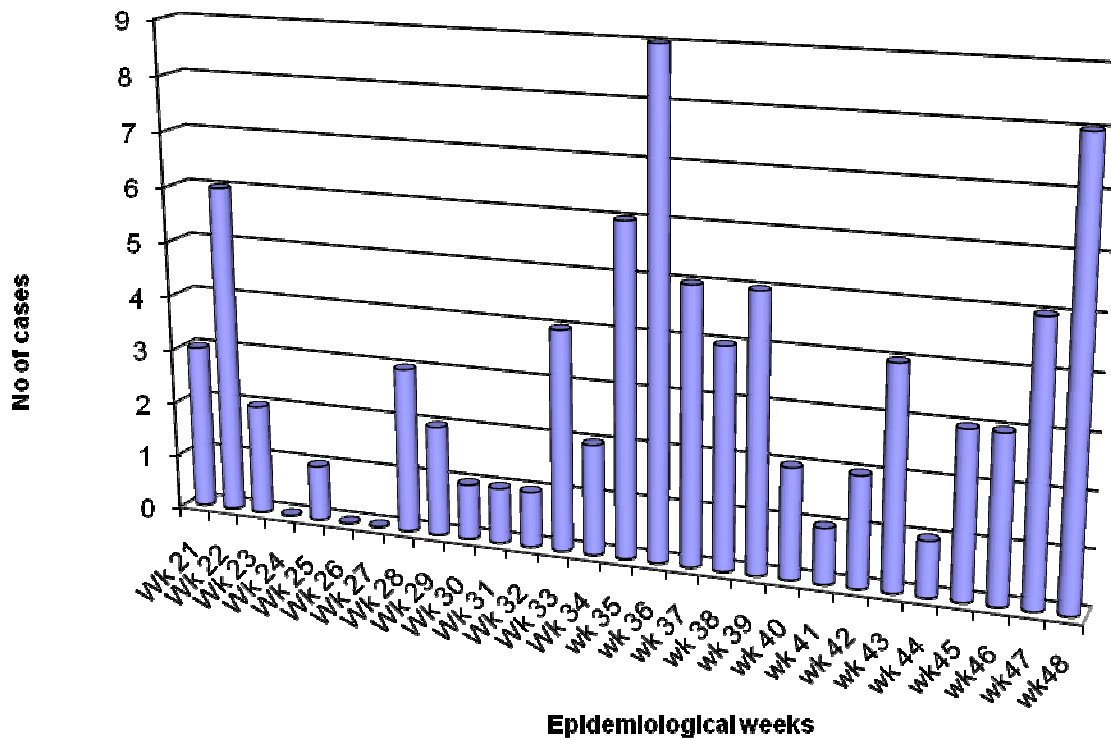


Figure 1

Graph Shows the Number of cases of Hepatitis in relation to the Age group in Pader District (Fig 2)

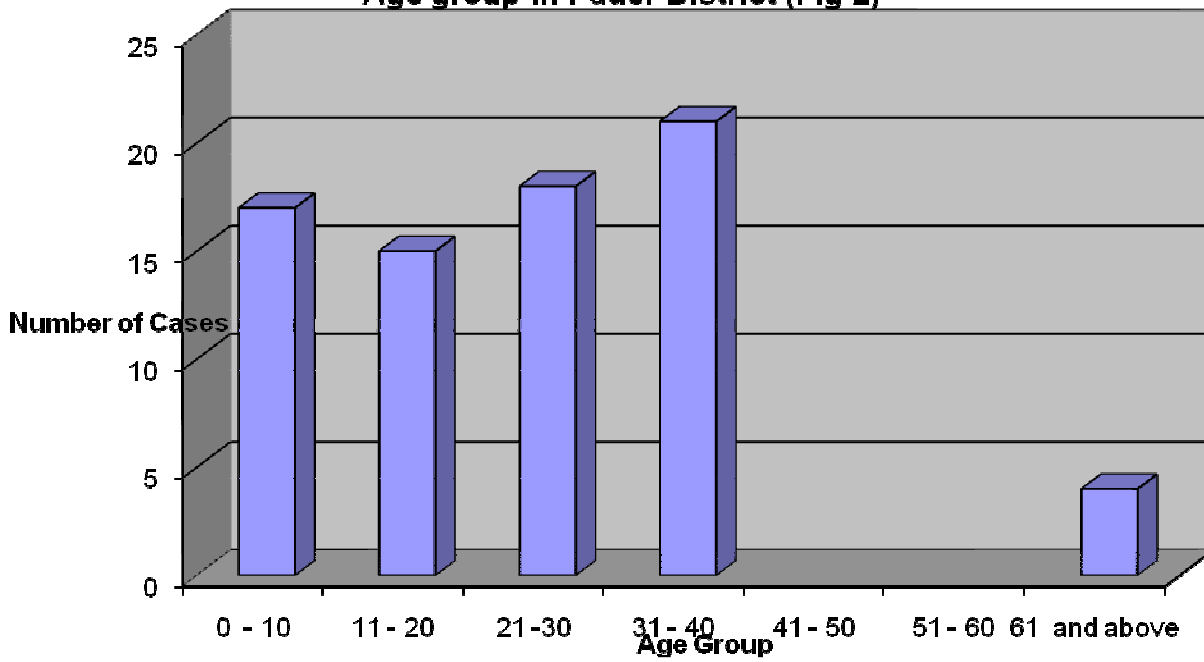


Figure 2

Figure 2 shows the most affected age range between 21 to 40 years which is usually the age group with high attack rate.

Distribution of hepatitis E cases by Sub county in Pader district

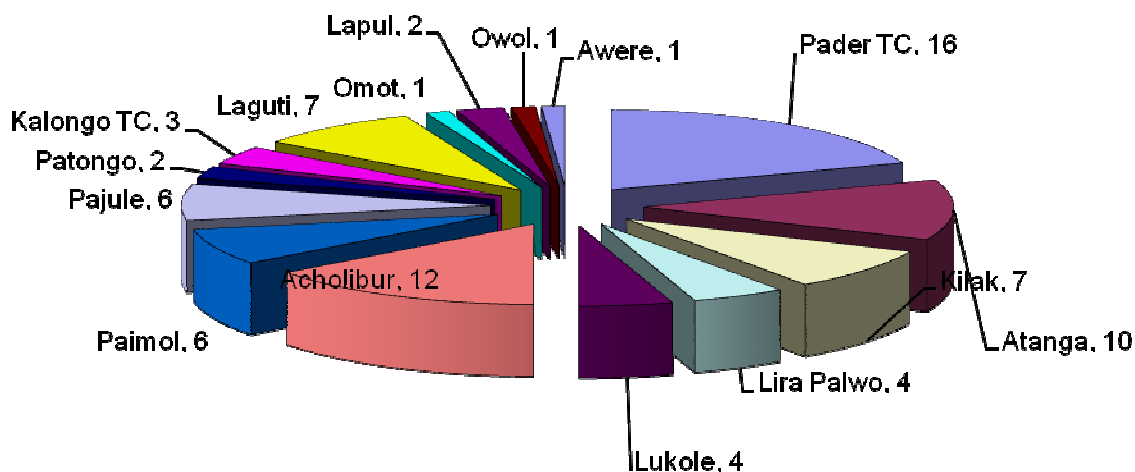


Figure 3

Figure 3 shows the hepatitis E burden per Sub County and the most affected sub counties still remains as, Pader Town Council, Atanga, Kilak and Acholibur.

Actions in place:

- District Hepatitis E Rapid Response Team meeting has continued to be conducted on weekly basis; every Wednesdays where the Hepatitis E response activity implementation and challenges are discussed. However attendance has gone down
- At the places where a case is reported, serious sanitation improvement is always enforced by the Health assistants with some support from partners so as to contain the infection at that location
- Community sensitization through radio programme (talks shows & spots)
- Chlorination of water jerrycans at water point of sources
- Distribution of IEC materials in Public places