

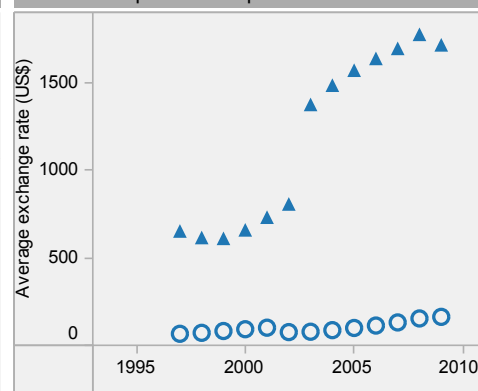
# Qatar: health profile



Selected indicators (2009)

		Country	Regional average	Global average	
General	Total population (thousands)	1 409	...	...	
	Population living in urban areas (%)	96	49	50	
Mortality and burden of disease	Life expectancy at birth (years)	Male	78	64	66
		Female	79	67	71
		Both sexes	78	66	68
	Adult mortality rate (per 1000 adults 15-59 years)	Both sexes	65	188	176
	Under-5 mortality rate (per 1000 live births)	Both sexes	9	72	60
	Maternal mortality ratio* (per 100 000 live births)		8	320	260
	Prevalence of HIV** (per 1000 adults 15-49 years)		1	2	8
Prevalence of tuberculosis (per 100 000 population)		61	174	201	

Per capita total expenditure on health



Qatar is located in the WHO Eastern Mediterranean Region.

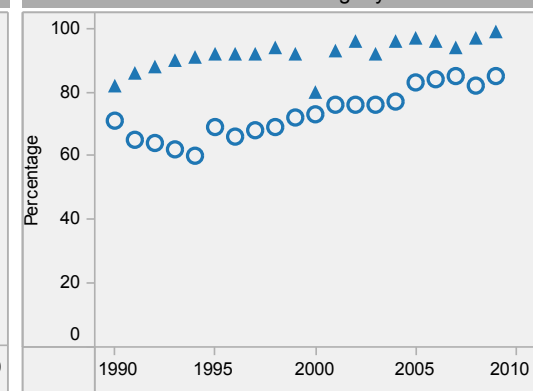
- ▲ Country
- Regional average

\* Data refers to 2008.

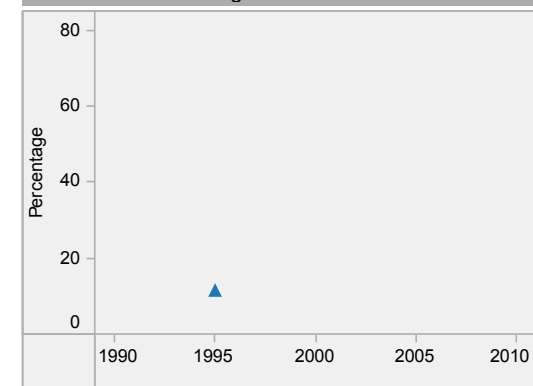
\*\* Country data is estimated at less than 1.

Last update: 4 April 2011.

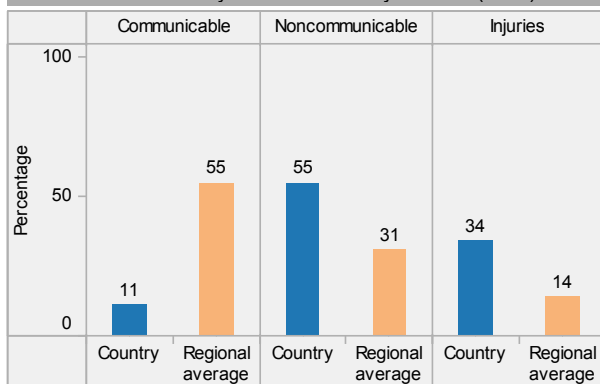
DTP3 immunization among 1-year-olds



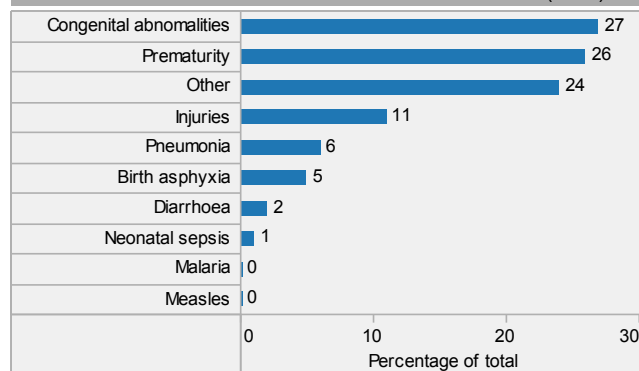
Children aged under-5 stunted



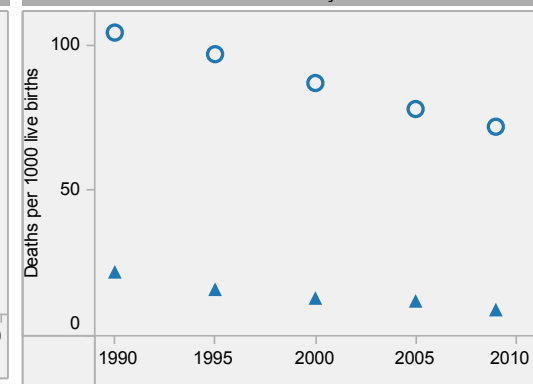
Distribution of years of life lost by causes (2008)



Distribution of causes of deaths in children under-5 (2008)



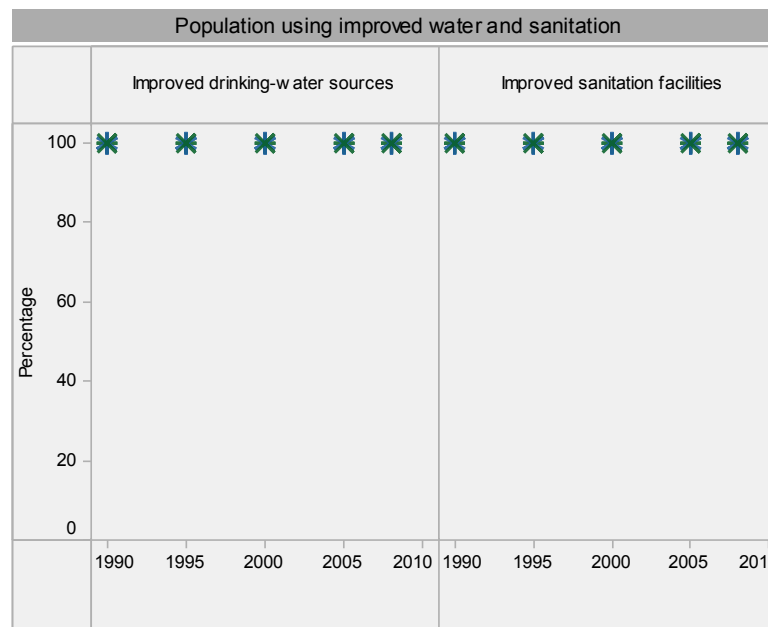
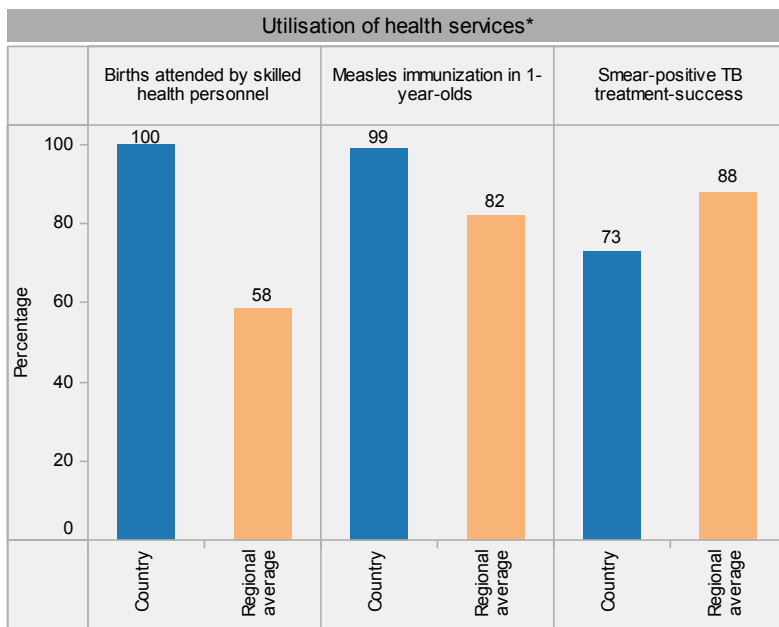
Under-5 mortality rate



# Qatar: health profile



Qatar is located in the WHO Eastern Mediterranean Region.

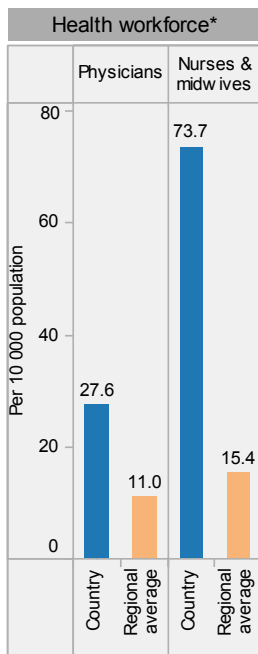


**Place of residence**  
 ✕ Urban  
 \* Total  
 + Rural

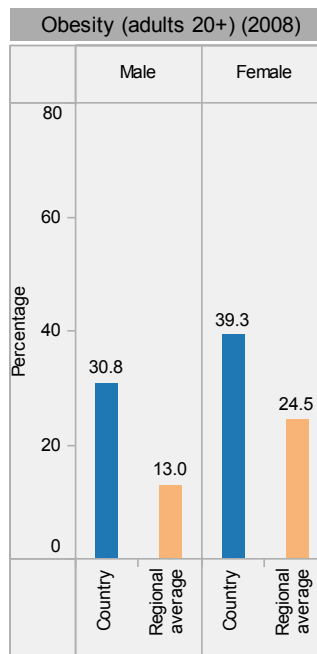
\* Data refer to latest year available from 2000. For specific years and references, visit the Global Health Observatory at [www.who.int/gho](http://www.who.int/gho).

\*\* For data sources and years, see the World Health Statistics 2011.

Last update: 4 April 2011.



### Tobacco smoking (adults 15+) (2006)



### Inequities in health service utilization\*\*

### Inequities in mortality\*\*