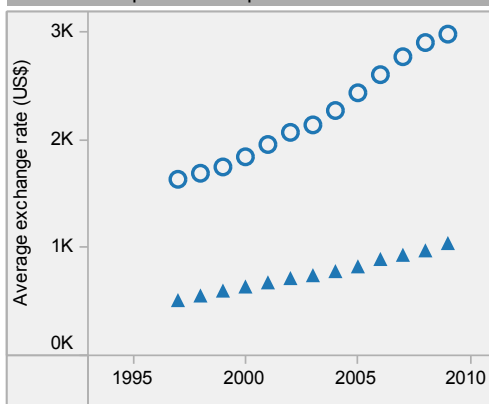


# Barbados: health profile

Selected indicators (2009)

		Country	Regional average	Global average	
General	Total population (thousands)	256	...	...	
	Population living in urban areas (%)	40	80	50	
Mortality and burden of disease	Life expectancy at birth (years)	Male	73	73	66
		Female	80	79	71
		Both sexes	76	76	68
	Adult mortality rate (per 1000 adults 15-59 years)	Both sexes	108	125	176
	Under-5 mortality rate (per 1000 live births)	Both sexes	11	18	60
	Maternal mortality ratio* (per 100 000 live births)		64	66	260
Prevalence of HIV (per 1000 adults 15-49 years)		14	5	8	
Prevalence of tuberculosis (per 100 000 population)		1	38	201	

Per capita total expenditure on health

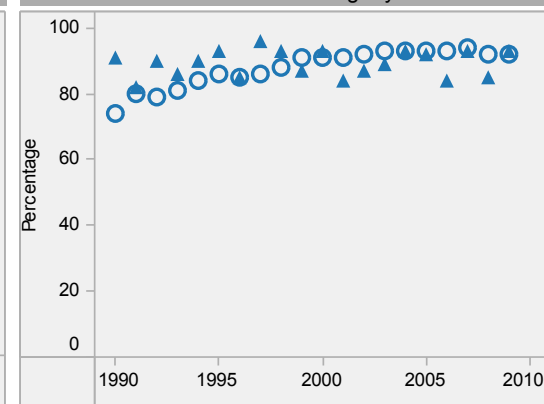


Barbados is located in the WHO Region of the Americas.

▲ Country  
○ Regional average

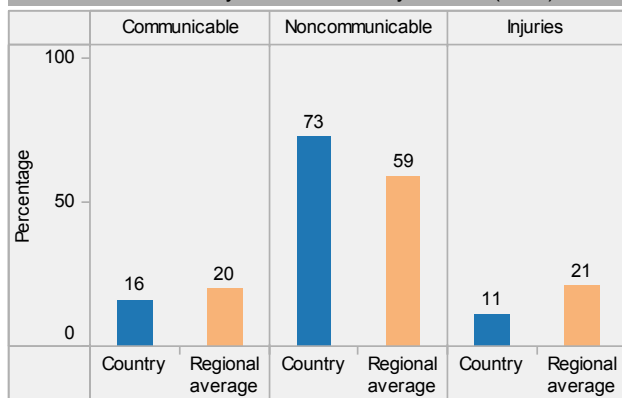
\* Data refers to 2008.  
Last update: 4 April 2011.

DTP3 immunization among 1-year-olds

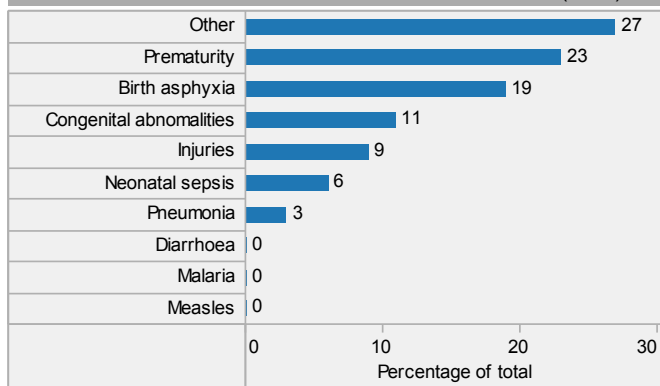


Children aged under-5 stunted

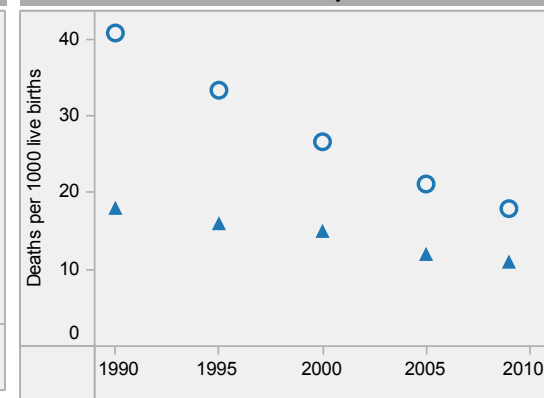
Distribution of years of life lost by causes (2008)



Distribution of causes of deaths in children under-5 (2008)



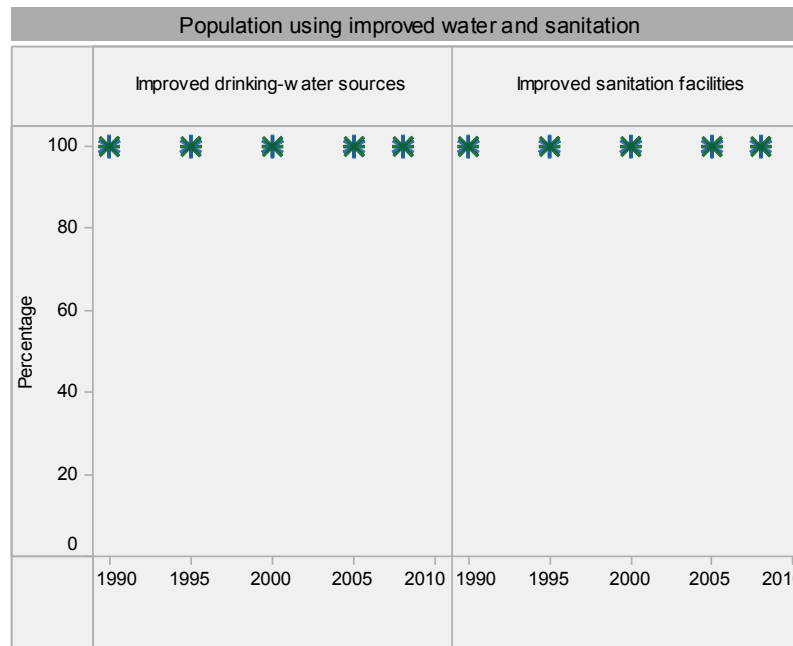
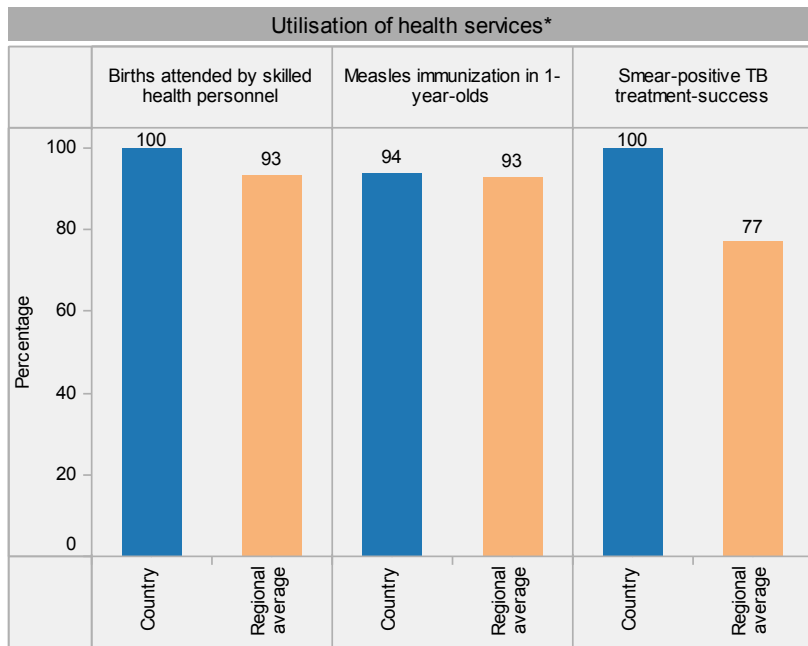
Under-5 mortality rate



# Barbados: health profile



Barbados is located in the WHO Region of the Americas.

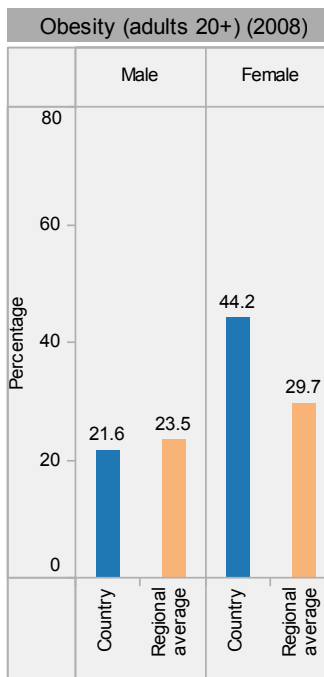
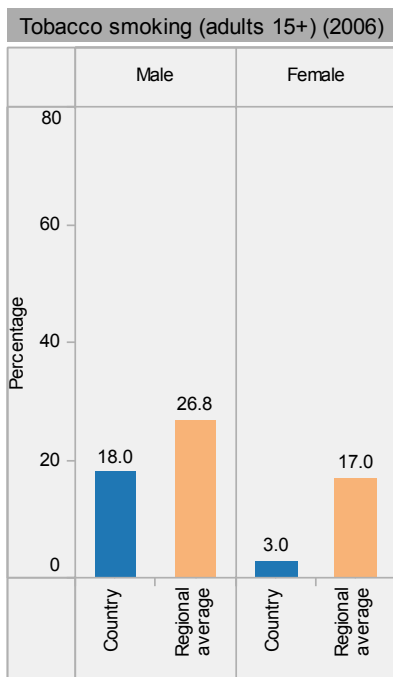
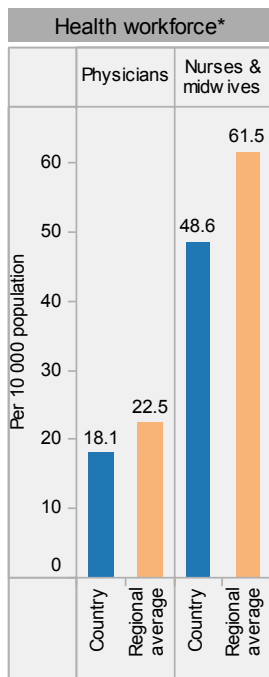


**Place of residence**  
 X Urban  
 \* Total  
 + Rural

\* Data refer to latest year available from 2000. For specific years and references, visit the Global Health Observatory at [www.who.int/gho](http://www.who.int/gho).

\*\* For data sources and years, see the World Health Statistics 2011.

Last update: 4 April 2011.



### Inequities in health service utilization\*\*

### Inequities in mortality\*\*