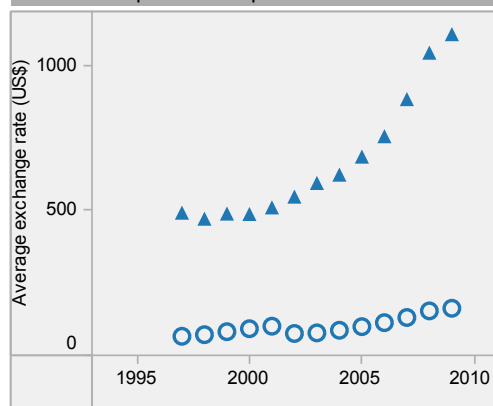


Bahrain: health profile

Selected indicators (2009)

		Country	Regional average	Global average	
General	Total population (thousands)	791	
	Population living in urban areas (%)	89	49	50	
Mortality and burden of disease	Life expectancy at birth (years)	Male	73	64	66
		Female	76	67	71
		Both sexes	74	66	68
	Adult mortality rate (per 1000 adults 15-59 years)	Both sexes	112	188	176
	Under-5 mortality rate (per 1000 live births)	Both sexes	12	72	60
	Maternal mortality ratio* (per 100 000 live births)		19	320	260
Prevalence of tuberculosis (per 100 000 population)		57	174	201	

Per capita total expenditure on health

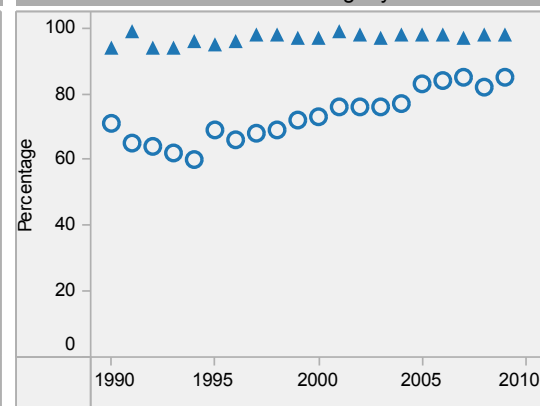


Bahrain is located in the WHO Eastern Mediterranean Region.

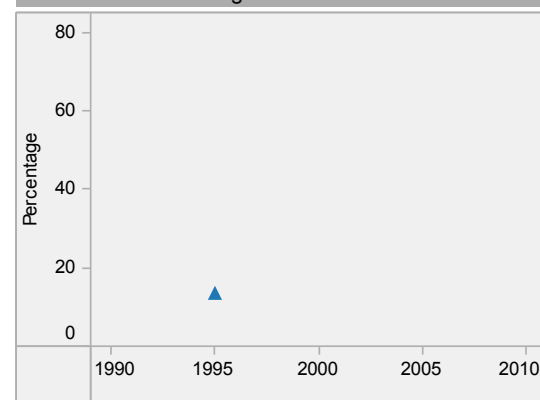
▲ Country
○ Regional average

* Data refers to 2008.
Last update: 4 April 2011.

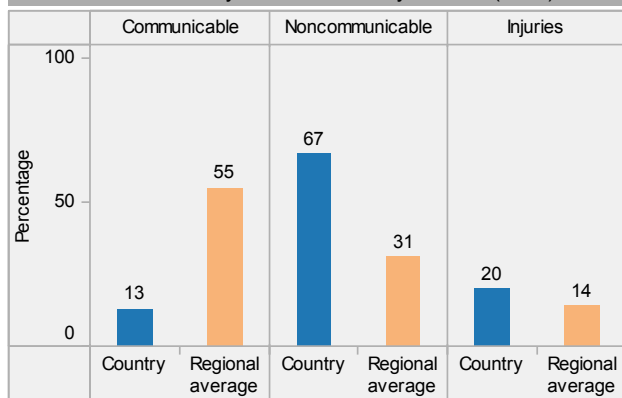
DTP3 immunization among 1-year-olds



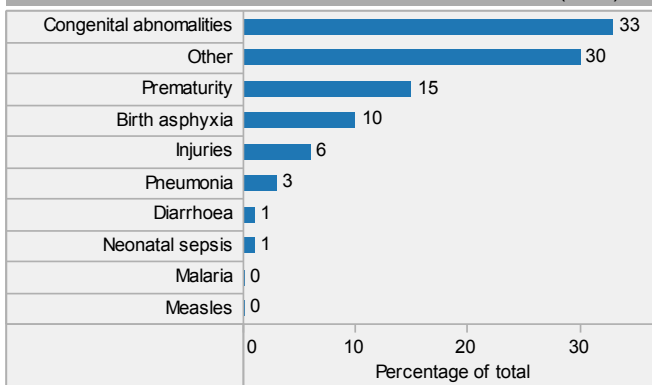
Children aged under-5 stunted



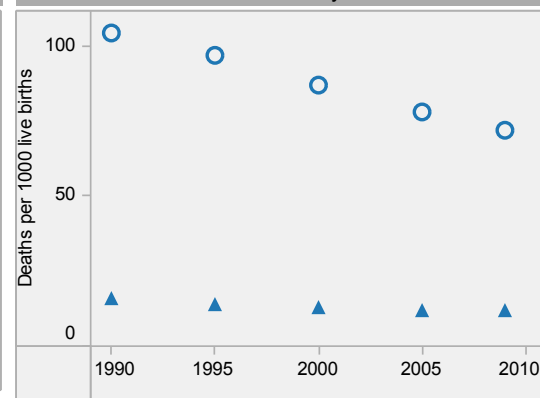
Distribution of years of life lost by causes (2008)



Distribution of causes of deaths in children under-5 (2008)



Under-5 mortality rate



Bahrain: health profile



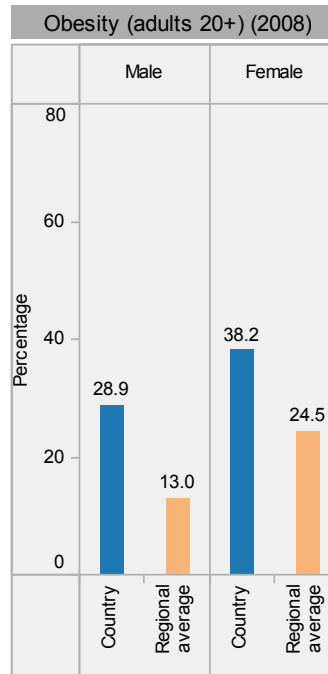
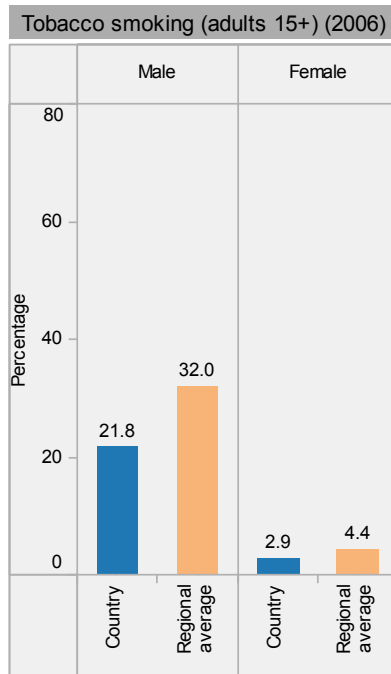
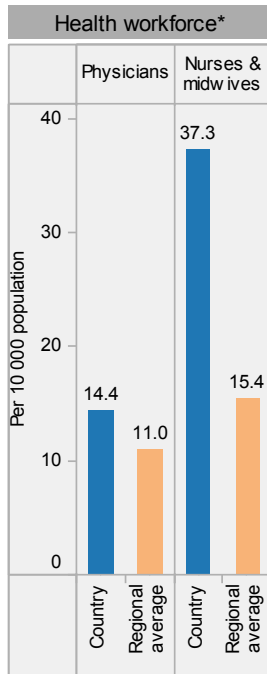
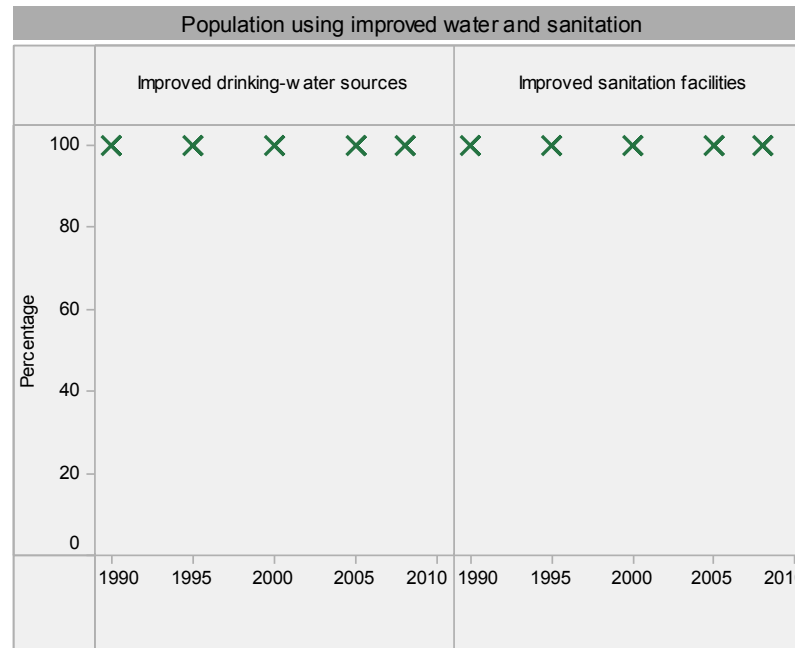
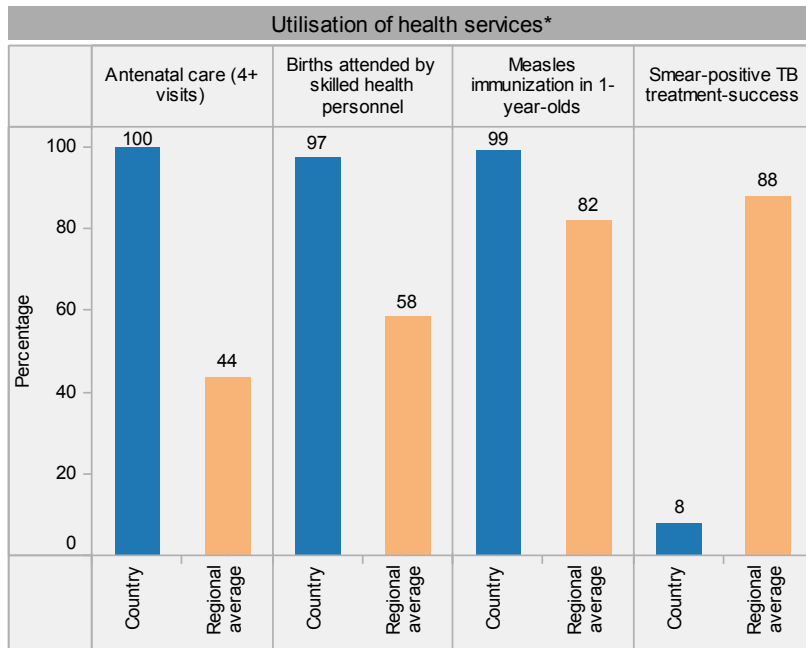
Bahrain is located in the WHO Eastern Mediterranean Region.

Place of residence
 X Urban

* Data refer to latest year available from 2000. For specific years and references, visit the Global Health Observatory at www.who.int/gho.

** For data sources and years, see the World Health Statistics 2011.

Last update: 4 April 2011.



Inequities in health service utilization**

Inequities in mortality**