

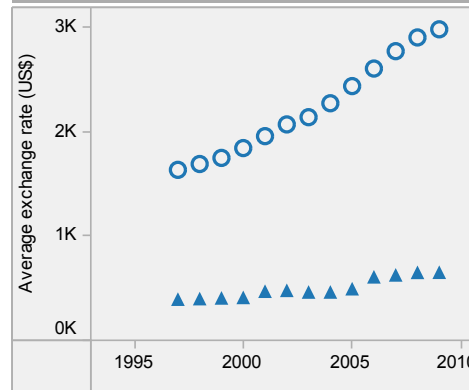
Antigua and Barbuda: health profile



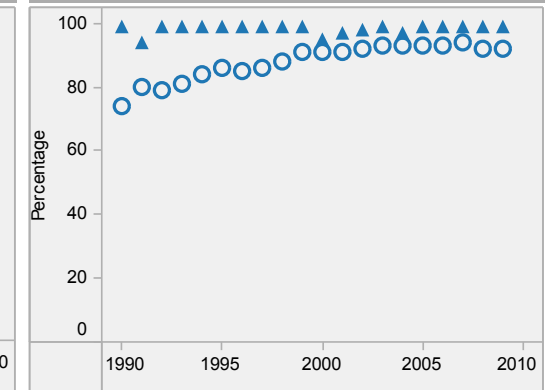
Selected indicators (2009)

		Country	Regional average	Global average	
General	Total population (thousands)	88	
	Population living in urban areas (%)	30	80	50	
	Gross national income per capita (PPP int. \$)	17 670	23 823	10 599	
Mortality and burden of disease	Life expectancy at birth (years)	Male	73	73	66
		Female	76	79	71
		Both sexes	74	76	68
	Adult mortality rate (per 1000 adults 15-59 years)	Both sexes	177	125	176
	Under-5 mortality rate (per 1000 live births)	Both sexes	12	18	60
	Prevalence of tuberculosis (per 100 000 population)		9	38	201

Per capita total expenditure on health



DTP3 immunization among 1-year-olds



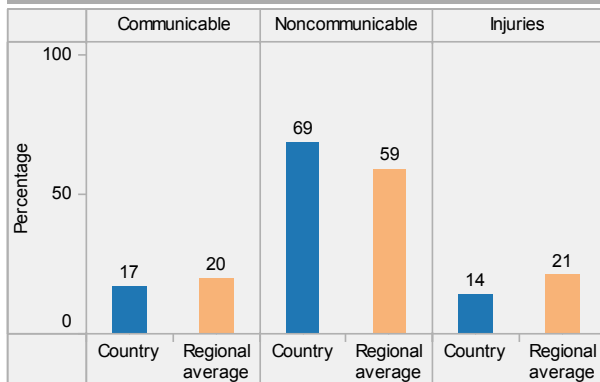
Antigua and Barbuda is located in the WHO Region of the Americas.

- ▲ Country
- Regional average

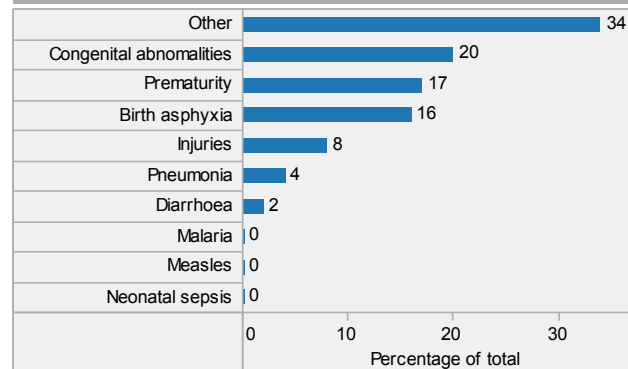
Last update: 4 April 2011.

Children aged under-5 stunted

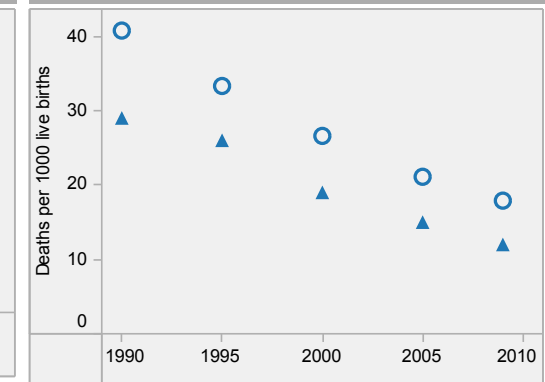
Distribution of years of life lost by causes (2008)



Distribution of causes of deaths in children under-5 (2008)



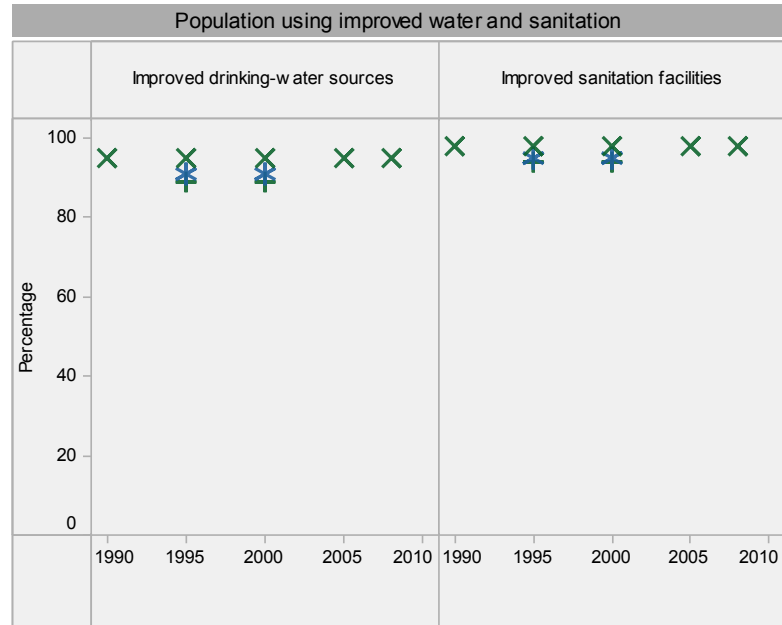
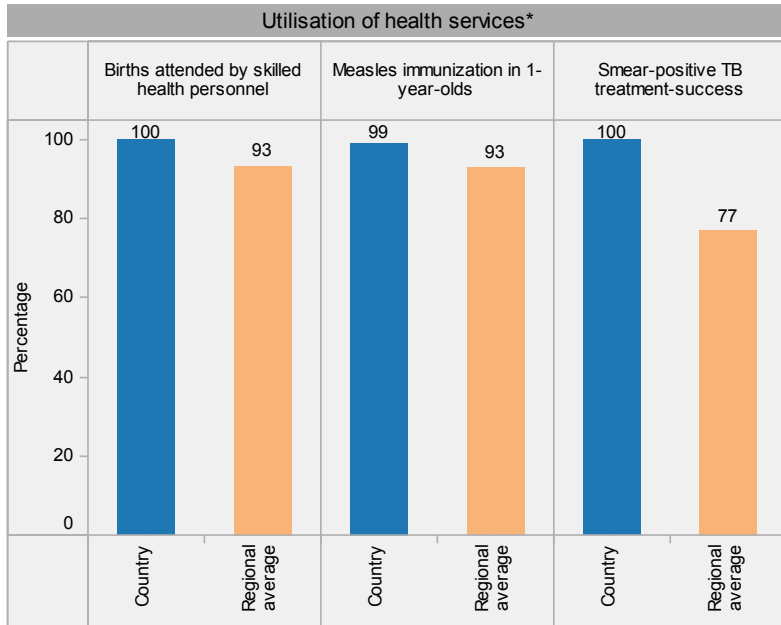
Under-5 mortality rate



Antigua and Barbuda: health profile



Antigua and Barbuda is located in the WHO Region of the Americas.



Place of residence
 X Urban
 * Total
 + Rural

* Data refer to latest year available from 2000. For specific years and references, visit the Global Health Observatory at www.who.int/gho.

** For data sources and years, see the World Health Statistics 2011.

Last update: 4 April 2011.

Health workforce*

Tobacco smoking (adults 15+) (2006)

Obesity (adults 20+) (2008)

Inequities in health service utilization**

Inequities in mortality**

