

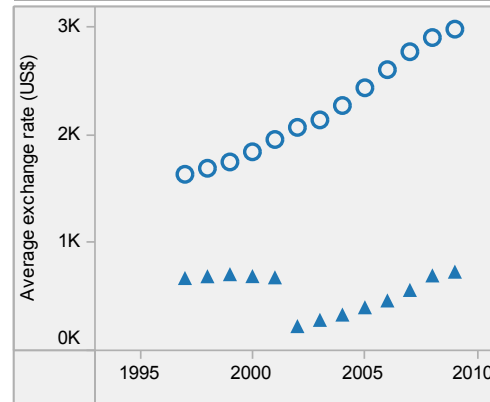
# Argentina: health profile



Selected indicators (2009)

|                                 |   | Country    | Regional average | Global average |     |
|---------------------------------|---|------------|------------------|----------------|-----|
| General                         | Total population (thousands)                        | 40 276     | ...              | ...            |     |
|                                 | Population living in urban areas (%)                | 92         | 80               | 50             |     |
|                                 | Gross national income per capita (PPP int. \$)      | 14 090     | 23 823           | 10 599         |     |
| Mortality and burden of disease | Life expectancy at birth (years)                    | Male       | 72               | 73             | 66  |
|                                 |   | Female     | 79               | 79             | 71  |
|                                 |   | Both sexes | 75               | 76             | 68  |
|                                 | Adult mortality rate (per 1000 adults 15-59 years)  | Both sexes | 124              | 125            | 176 |
|                                 | Under-5 mortality rate (per 1000 live births)       | Both sexes | 15               | 18             | 60  |
|                                 | Maternal mortality ratio* (per 100 000 live births) |            | 70               | 66             | 260 |
|                                 | Prevalence of HIV (per 1000 adults 15-49 years)     |            | 5                | 5              | 8   |
|                                 | Prevalence of tuberculosis (per 100 000 population) | 40         | 38               | 201            |     |

Per capita total expenditure on health



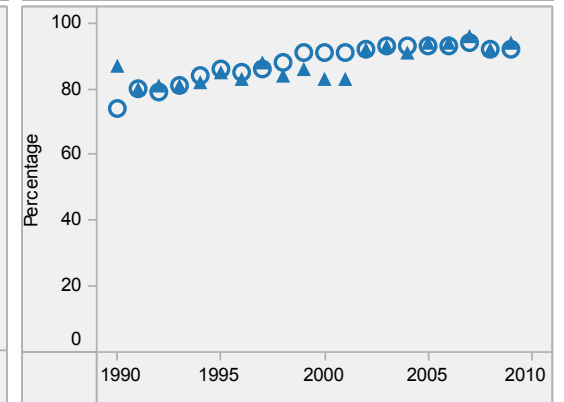
Argentina is located in the WHO Region of the Americas.

▲ Country  
○ Regional average

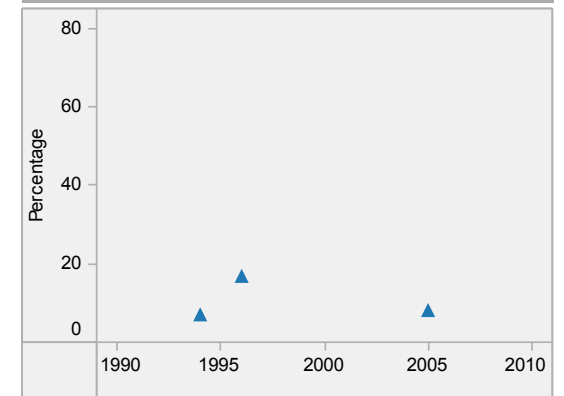
\* Data refers to 2008.

Last update: 4 April 2011.

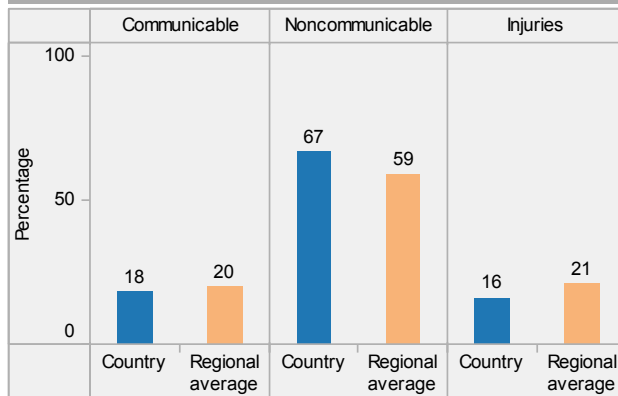
DTP3 immunization among 1-year-olds



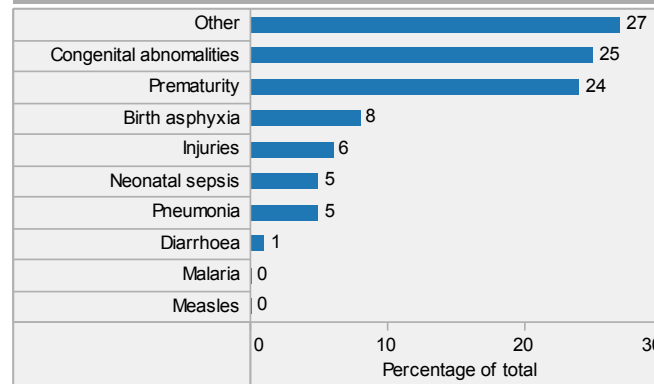
Children aged under-5 stunted



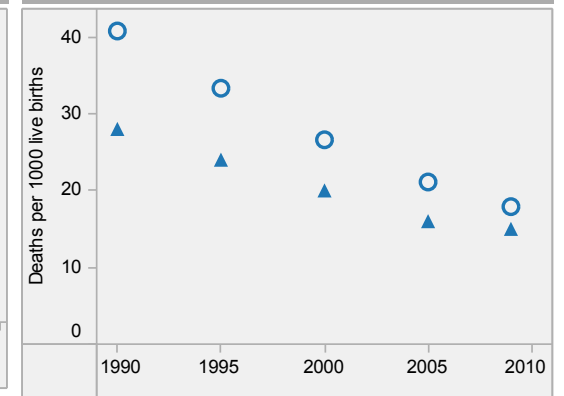
Distribution of years of life lost by causes (2008)



Distribution of causes of deaths in children under-5 (2008)



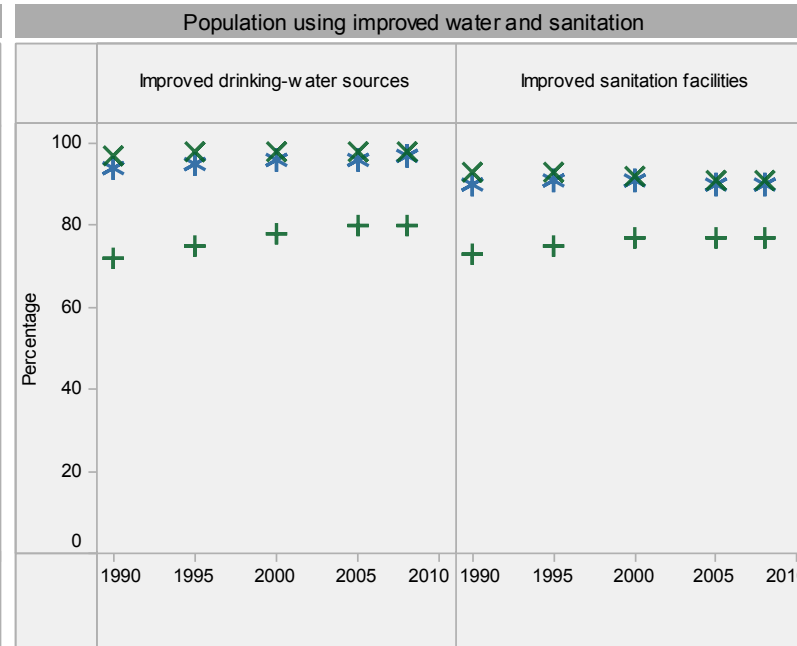
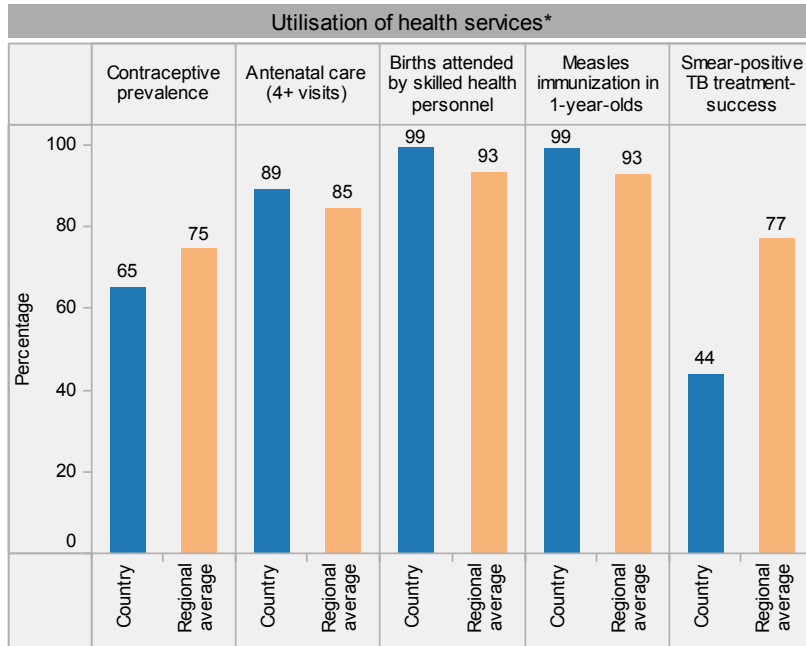
Under-5 mortality rate



# Argentina: health profile



Argentina is located in the WHO Region of the Americas.

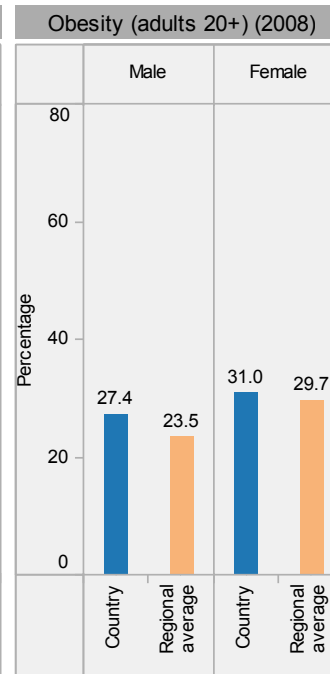
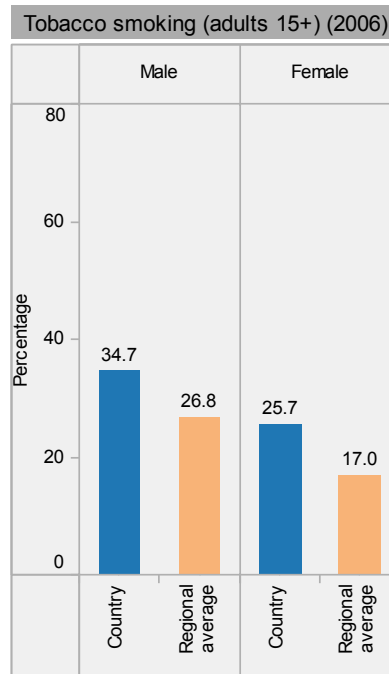
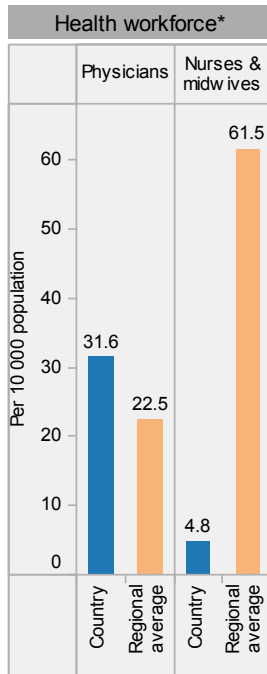


**Place of residence**  
 ✕ Urban  
 ✱ Total  
 + Rural

\* Data refer to latest year available from 2000. For specific years and references, visit the Global Health Observatory at [www.who.int/gho](http://www.who.int/gho).

\*\* For data sources and years, see the World Health Statistics 2011.

Last update: 4 April 2011.



### Inequities in health service utilization\*\*

### Inequities in mortality\*\*