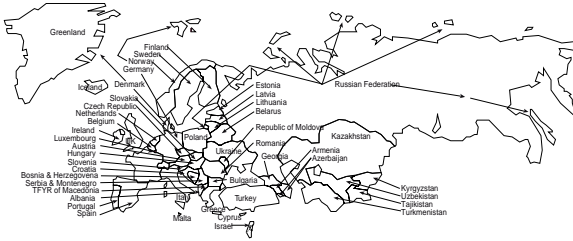


Luxembourg

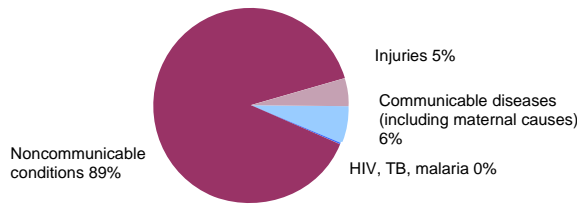


Country statistics

WHO region: **Europe**
 Total population: **453,000**
 GDP per capita (Intl \$, 2002): **49,228**
 Life expectancy at birth m/f (years): **76.0/82.0**
 Healthy life expectancy at birth m/f (years, 2002): **69.3/73.7**
 Child mortality m/f (per 1000): **5/4**
 Adult mortality m/f (per 1000): **115/63**
 Total health expenditure per capita (Intl \$, 2002): **3,066**
 Total health expenditure as % of GDP (2002): **6.2**
Figures are for 2003 unless indicated.

Source: The world health report 2005. Geneva, WHO, 2005.

Causes of death, European Region Stratum A



Source: The world health report 2004. Geneva, WHO, 2004.

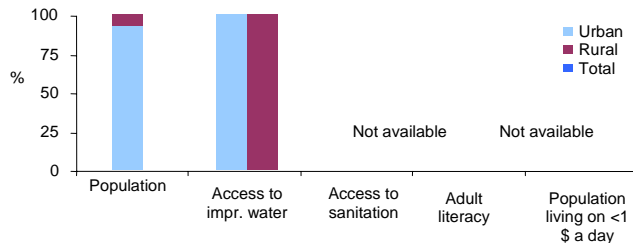
Mortality stratum

A: Low child, very low adult

Countries in regional mortality stratum

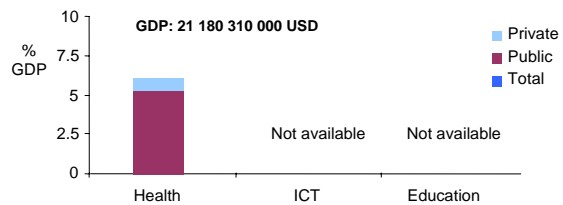
Andorra, Austria, Belgium, Croatia, Cyprus, Czech Republic, Denmark, Finland, France, Germany, Greece, Iceland, Ireland, Israel, Italy, Luxembourg, Malta, Monaco, Netherlands, Norway, Portugal, San Marino, Slovenia, Spain, Sweden, Switzerland, United Kingdom.

Selected demographic indicators



Source: World health statistics 2005. Geneva, WHO, 2005.

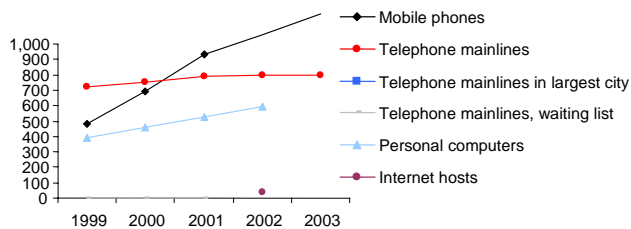
Selected country expenditure (% GDP)



Source: World development indicators 2005. Washington, DC, World Bank, 2005.

Country ICT trends

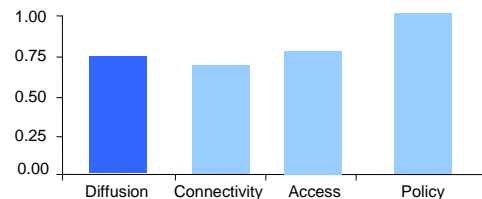
(per 1,000 people)



Source: World development indicators 2005. Washington, DC, World Bank, 2005. UNCTAD handbook of statistics 2004. Geneva, UNCTAD, 2004.

ICT diffusion index

Calculated as average of scores for connectivity, access and policy



Source: The digital divide: ICT development indices 2004. Geneva, UNCTAD, 2004.

Country ICT access indicators

Internet users per 1000 inhabitants 2002 (1)	370
Adult literacy rate 2005 (2)	...
Cost of 3-minute fixed-line phone call (US\$) 2002 (3)	0.875
GDP per capita, PPP (current international \$) 2002 (4)	60026

Source:

- 1) UNCTAD handbook of statistics 2004. Geneva, UNCTAD, 2004.
- 2) World health statistics 2005. Geneva, WHO, 2005.
- 3) UNCTAD handbook of statistics 2004. Geneva, UNCTAD, 2004.
- 4) World development indicators 2005. Washington, DC, World Bank, 2005.

See explanatory notes for sources and methods.

(...) data not available.